



THE DATASHEET OF
08-036-101





Series 100 thru 111 DIP Jumpers

FEATURES

- Wide Array of DIP Jumper Configurations and Wiring Possibilities
- Reliable, Electronically-tested Solder Connections
- Protective Covers Ultrasonically-welded with Strain Relief
- Easy Identification and Tracing with 10-color Cable




GENERAL SPECIFICATIONS

- **HEADER BODY AND COVER:** black UL 94V-0 4/6 Nylon
- **HEADER PINS:** Brass 1/2-hard
- **STANDARD PIN PLATING:** 10μ [0.25μ] min. Au per MIL-G-45204 over 50μ [1.27μ] min. Ni per QQ-N-290
- **OPTIONAL PLATING:** 200μ [5.08μ] min. matte Sn per ASTM B545-97(2004)e1 over 50μ [1.27mm] min. Ni per QQ-N-290; **-OR-** 200μ [5.08μ] 90/10 Sn/Pb per MIL-T-10727 Type I over 50μ [1.27μ] min. Ni per QQ-N-290
- **CABLE INSULATION:** UL style 2697 Polyvinyl Chloride (PVC)
- **CABLE LAMINATE:** clear PVC, self-extinguishing*
- **0.050 [1.27] PITCH CONDUCTORS:** 28-AWG, 7/36-strand, tinned Cu per ASTM B 33
- **0.039 [0.99] PITCH CONDUCTORS:** 26-AWG, 7/34-strand
- **CABLE CURRENT RATING:** 1 amp at 10°C [50°F] above ambient
- **CABLE VOLTAGE RATING:** 300V
- **CABLE TEMPERATURE RATING:** 176°F [80°C]
- **CABLE CAPACITANCE:** 13.0pF/ft. [42.7pF/meter] nominal at 1MHz*
- **CROSSTALK:** 10-ft sample, 5ns rise time with 2 lines driven; near end 4.7%; far end 4.3% nominal*
- **PROPAGATION DELAY:** 1.5ns/ft. [4.9ns/meter] nominal*
- **INSULATION RESISTANCE:** 1010Ω (10 ft. [3 meters] min.)

ORDERING INFORMATION

XX-XXXX-XXX XXX



MOUNTING CONSIDERATIONS

- **SUGGESTED PCB HOLE SIZE:** 0.033 ±0.002 [0.86 ±0.05] dia.
 * Applies to 0.050 [1.27] Pitch Cable Only

SINGLE-END DIP JUMPER WIRE LIST

Series 106, 108, 110		Series 107, 109, 111	
Wire Number	Header Pin Number	Wire Number	Header Pin Number
1	1	1	1
2	8	2	2
3	2	3	3
4	7	4	4
5	3	5	5
6	6	6	6
7	4	7	7
8	5	8	8

NUMBER OF CONDUCTORS

Available Sizes	Centers "C"	Dim. "D"
4 thru 20	0.300 [7.62]	0.395 [10.03]
22	0.400 [10.16]	0.495 [12.57]
24, 28, 40	0.600 [15.24]	0.695 [17.65]

ALL DIMENSIONS: INCHES [MILLIMETERS]
 ALL TOLERANCES: ±0.005 [0.13] UNLESS OTHERWISE SPECIFIED
 CONSULT FACTORY FOR OTHER SIZES AND CONFIGURATIONS

CUSTOMIZATION: ARIES SPECIALIZES IN CUSTOM DESIGN AND PRODUCTION. SPECIAL MATERIALS, PLATINGS, SIZES, AND CONFIGURATIONS CAN BE FURNISHED, DEPENDING ON QUANTITY.

ARIES RESERVES THE RIGHT TO CHANGE PRODUCT GENERAL SPECIFICATIONS WITHOUT NOTICE

PRINTOUTS OF THIS DOCUMENT MAY BE OUT-OF-DATE AND SHOULD BE CONSIDERED UNCONTROLLED



ARIES
ELECTRONICS, INC.

2609 Bartram Road • Bristol, PA 19007-6810 USA
 TEL 215-781-9956 • FAX 215-781-9845
 WWW.ARIESELEC.COM • INFO@ARIESELEC.COM



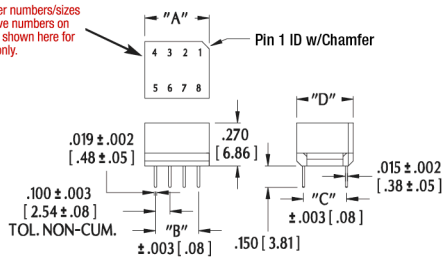
11006
 Rev. 8.4
 1 of 2



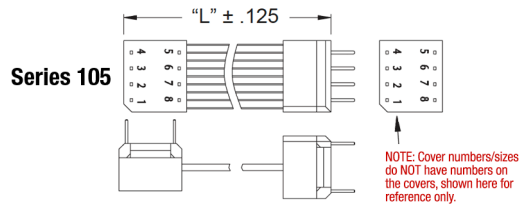
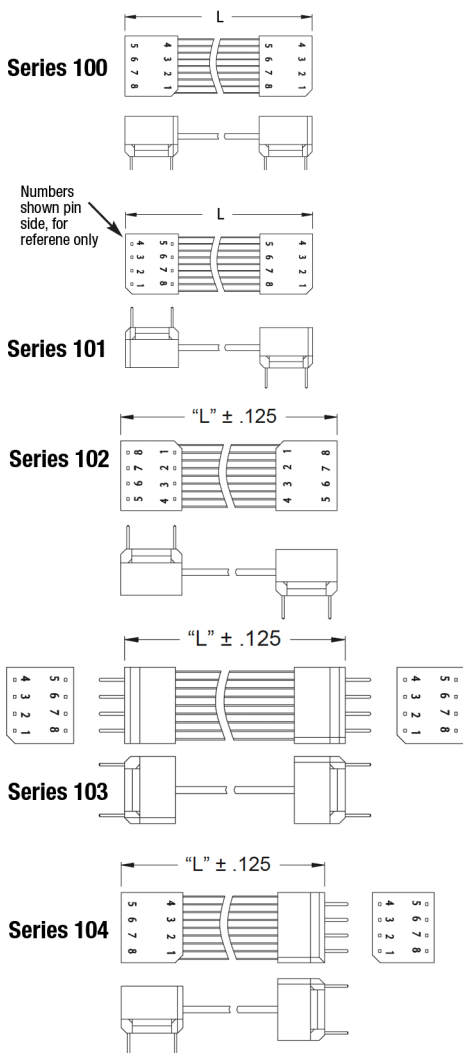
Series 100 thru 111 DIP Jumpers

Header Detail (Series 100, 101)

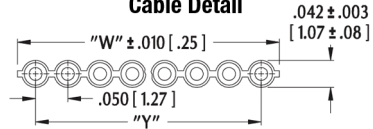
NOTE: Cover numbers/sizes do NOT have numbers on the covers, shown here for reference only.



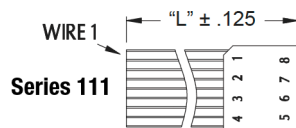
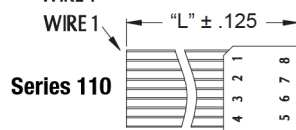
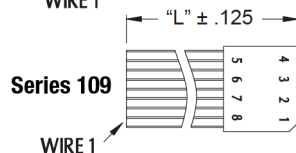
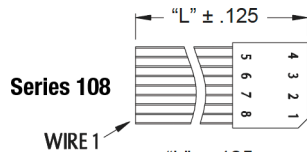
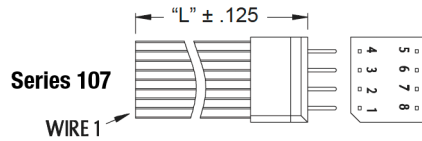
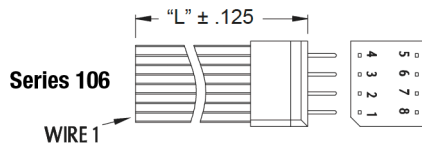
"A" = (No. of Conductors x 0.050 [1.27]) + 0.095 [2.41]
 "B" = (No. of Conductors - 1) x 0.050 [1.27]
 "L" ± 0.125



Cable Detail

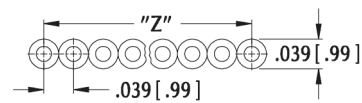


"W" = (NO. OF CONDUCTORS X .050 [1.27]) + .005 [.08]
 "Y" = (NO. OF CONDUCTORS - 1) X .050 [1.27]



Cable Detail

(Series 107/109/111)



"Z" = (NO. OF CONDUCTORS - 1) X .039 [.99]

Looking for pricing, stock, or lifecycle information?

Click below to explore more details on WIN SOURCE:

 [View 08-036-101](#) on WIN SOURCE

 [Aries Electronics](#) Information

Optimize Your Supply Chain with WIN SOURCE Solutions

-  Global Sourcing Solution
-  Obsolete Management
-  Cost Control Management
-  Shortage Management
-  Alternative Solution
-  Excess Inventory Management