



**THE DATASHEET OF**  
**183NQ080-1**



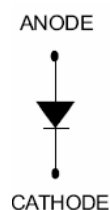
## 183NQ080-1 183NQ100-1 SCHOTTKY RECTIFIER

### Applications:

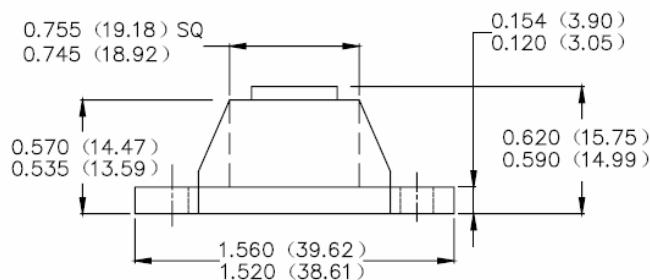
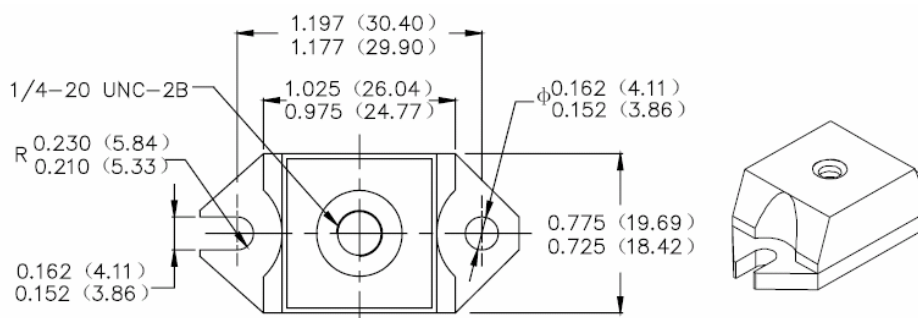
- Switching power supply • Converters • Free-Wheeling diodes • Reverse battery protection

### Features:

- 175°C T<sub>J</sub> operation
- Unique high power, Half-Pak module
- Replaces three parallel DO-5'S
- Easier to mount and lower profile than DO-5'S
- High purity, high temperature epoxy encapsulation for enhanced mechanical strength and moisture resistance
- Very low forward voltage drop
- High frequency operation
- Guard ring for enhanced ruggedness and long term reliability
- This is a Pb – Free Device
- All SMC parts are traceable to the wafer lot
- Additional testing can be offered upon request



### Mechanical Dimensions: In Inches / mm



### PRM1-1(HALF PAK Module)

#### MARKING, MOLDING RESIN

Marking for 183NQ080-1, 1<sup>st</sup> row SS YYWWL, 2<sup>nd</sup> row 183NQ080-1

Where YY is the manufacture year

WW is the manufacture week code

L is the wafer's Lot Number

Molding resin

Epoxy resin UL:94V-0

**Technical Data**  
**Data Sheet N1174, Rev. A**
**Green Products**
**Maximum Ratings:**

Characteristics	Symbol	Condition	Max.		Units
Peak Inverse Voltage	$V_{RWM}$	-	80	183NQ080-1	V
			100	183NQ100-1	
Max. Average Forward Current	$I_{F(AV)}$	50% duty cycle @ $T_C=116^{\circ}C$ , rectangular wave form	180		A
Max. Peak One Cycle Non-Repetitive Surge Current (per leg)	$I_{FSM}$	8.3 ms, half Sine pulse	1860		A
Non-Repetitive Avalanche Energy	$E_{AS}$	$T_J=25^{\circ}C, I_{AS}=0.50A, L=60mH$	15		mJ
Repetitive Avalanche Current	$I_{AR}$	Current decaying linearly to zero in 1 $\mu$ sec Frequency limited by $T_J$ max. $V_A=1.5 \times V_R$ typical	1		A

**Electrical Characteristics:**

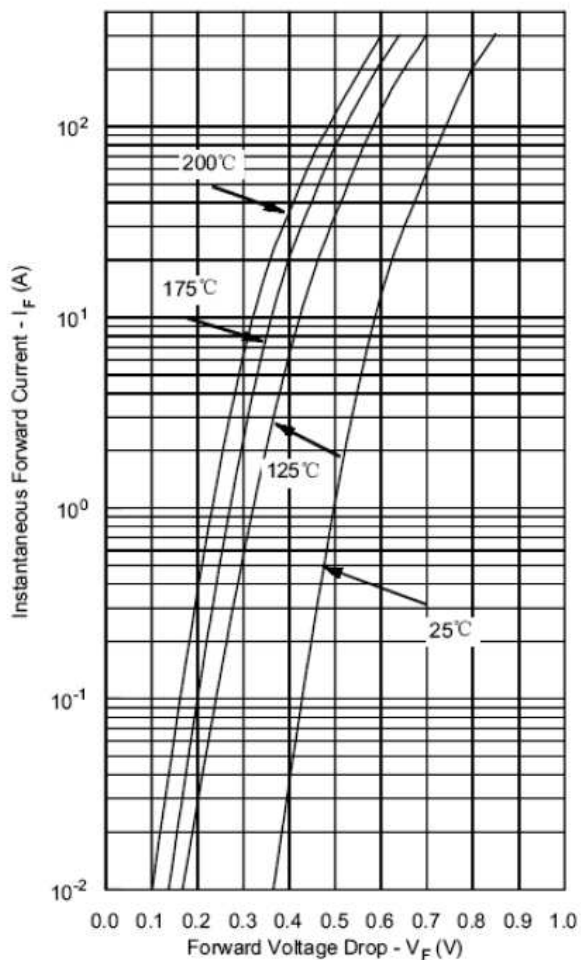
Characteristics	Symbol	Condition	Max.	Units
Max. Forward Voltage Drop*	$V_{F1}$	@ 180A, Pulse, $T_J = 25^{\circ}C$ @ 360A, Pulse, $T_J = 25^{\circ}C$	0.95 1.14	V
	$V_{F2}$	@ 180A, Pulse, $T_J = 125^{\circ}C$ @ 360A, Pulse, $T_J = 125^{\circ}C$	0.75 0.89	V
Max. Reverse Current (per leg) *	$I_{R1}$	@ $V_R =$ rated $V_R$ $T_J = 25^{\circ}C$	4.5	mA
	$I_{R2}$	@ $V_R =$ rated $V_R$ $T_J = 125^{\circ}C$	60	mA
Max. Junction Capacitance (per leg)	$C_T$	@ $V_R = 5V, T_C = 25^{\circ}C$ $f_{SIG} = 1MHz$	4150	pF
Typical Series Inductance (per leg)	$L_S$	Measured lead to lead 5 mm from package body	6.0	nH
Max. Voltage Rate of Change	dv/dt	-	10,000	V/ $\mu$ s

 ● Pulse Width < 300 $\mu$ s, Duty Cycle <2%

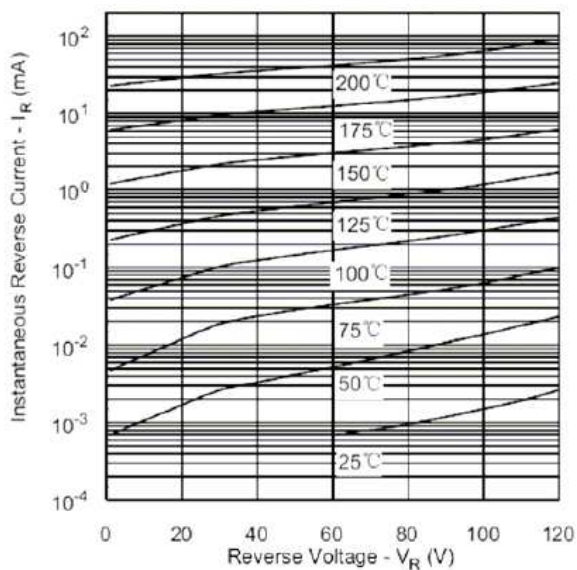
**Thermal-Mechanical Specifications:**

Characteristics	Symbol	Condition	Specification		Units
Max. Junction Temperature	$T_J$	-	-55 to +175		$^{\circ}C$
Max. Storage Temperature	$T_{stg}$	-	-55 to +175		$^{\circ}C$
Maximum Thermal Resistance Junction to Case	$R_{\theta JC}$	DC operation	0.30		$^{\circ}C/W$
Typical Thermal Resistance, case to Heat Sink	$R_{\theta cs}$	Mounting surface, smooth and greased	0.15		$^{\circ}C/W$
Mounting Torque	$T_M$	Non-lubricated threads	Mounting Torque	23(min) 29(max)	Kg-cm
			Terminal Torque	35(min) 46(max)	
Approximate Weight	wt	-	25.6		g
Case Style	PRM1-1				

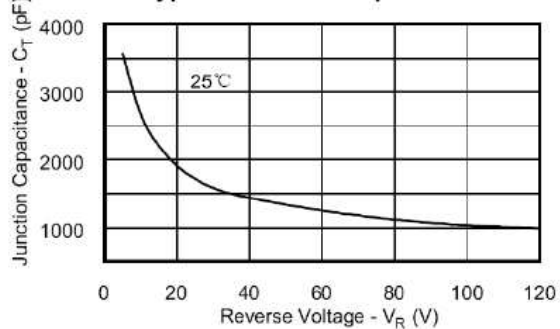
**Typical Forward Characteristics**



**Typical Reverse Characteristics**



**Typical Junction Capacitance**





**DISCLAIMER:**

- 1- The information given herein, including the specifications and dimensions, is subject to change without prior notice to improve product characteristics. Before ordering, purchasers are advised to contact the SMC - Sangdest Microelectronics (Nanjing) Co., Ltd sales department for the latest version of the datasheet(s).
- 2- In cases where extremely high reliability is required (such as use in nuclear power control, aerospace and aviation, traffic equipment, medical equipment , and safety equipment) , safety should be ensured by using semiconductor devices that feature assured safety or by means of users' fail-safe precautions or other arrangement .
- 3- In no event shall SMC - Sangdest Microelectronics (Nanjing) Co., Ltd be liable for any damages that may result from an accident or any other cause during operation of the user's units according to the datasheet(s). SMC - Sangdest Microelectronics (Nanjing) Co., Ltd assumes no responsibility for any intellectual property claims or any other problems that may result from applications of information, products or circuits described in the datasheets.
- 4- In no event shall SMC - Sangdest Microelectronics (Nanjing) Co., Ltd be liable for any failure in a semiconductor device or any secondary damage resulting from use at a value exceeding the absolute maximum rating.
- 5- No license is granted by the datasheet(s) under any patents or other rights of any third party or SMC - Sangdest Microelectronics (Nanjing) Co., Ltd.
- 6- The datasheet(s) may not be reproduced or duplicated, in any form, in whole or part, without the expressed written permission of SMC - Sangdest Microelectronics (Nanjing) Co., Ltd.
- 7- The products (technologies) described in the datasheet(s) are not to be provided to any party whose purpose in their application will hinder maintenance of international peace and safety nor are they to be applied to that purpose by their direct purchasers or any third party. When exporting these products (technologies), the necessary procedures are to be taken in accordance with related laws and regulations..

## Looking for pricing, stock, or lifecycle information?

Click below to explore more details on WIN SOURCE:

-  [View 183NQ080-1 on WIN SOURCE](#)
-  [SMC Diode Solutions](#) Information

## Optimize Your Supply Chain with WIN SOURCE Solutions

-  Global Sourcing Solution
-  Obsolete Management
-  Cost Control Management
-  Shortage Management
-  Alternative Solution
-  Excess Inventory Management