




THE DATASHEET OF
2026-07-C4





Features

- Balanced TRIGARD®
- Approximately 8 mm diameter, 11 mm long
- UL Recognized 
- Custom configurations available
- High surge current rating
- Stable breakdown throughout life
- RoHS compliant* version available

Applications

- Telecommunications
- Industrial electronics
- Commercial electronics
- Consumer electronics
- Automotive, aircraft, military electronics

2026 Series - 3-Pole Gas Discharge Tube

Characteristics

Test Methods per ITU-T K.12, IEEE C62.31 and IEC 61643-311 GDT standards.

Characteristic	Model No.						
	2026-07	2026-09	2026-15	2026-20	2026-23	2026-25	2026-26
DC Sparkover $\pm 20\%$ @ 100 V/s	75 V	90 V	150 V	200 V	230 V	250 V	260 V
Impulse Sparkover ⁽¹⁾							
100 V/ μ s	275 V	275 V	350 V	425 V	450 V	475 V	475 V
1000 V/ μ s	700 V	600 V	575 V	625 V	650 V	700 V	700 V

Characteristic	Model No.					
	2026-30	2026-35	2026-40	2026-42	2026-47	2026-60
DC Sparkover $\pm 20\%$ @ 100 V/s	300 V	350 V	400 V	420 V	470 V	600 V
Impulse Sparkover ⁽¹⁾						
100 V/ μ s	550 V	625 V	675 V	725 V	800 V	925 V
1000 V/ μ s	775 V	875 V	925 V	1000 V	1100 V	1250 V

⁽¹⁾ Impulse Sparkover voltage is defined as typical values of distribution.

Impulse Transverse Delay.....	1000 V/ μ s	< 75 ns
Insulation Resistance	100 V (50 V for Model 2026-07 & 2026-09)	> $10^{10} \Omega$
Glow Voltage	10 mA.....	~ 70 V
Arc Voltage	1A.....	~ 10 V
Glow-Arc Transition Current	< 0.5 A
Capacitance	1 MHz.....	< 2 pF
DC Holdover Voltage ⁽²⁾	>135 V, (52 V for Model 2026-07 & 2026-09,	< 150 ms
Impulse Discharge Current.....	20000 A, 8/20 μ s	10 operations
	5000 A, 10/350 μ s	1 operation
	1000 A, 10/1000 μ s	400 operations
Alternating Discharge Current	130 Arms, 11 cycles ⁽³⁾	1 operation minimum
	20 Arms, 1 s	10 operations
Operation and Storage Temperature.....	-40 to +90 °C
Climatic Category (IEC 60068-1).....	40/ 90/ 21
Moisture Sensitivity Level.....	1
ESD Classification (HBM).....	N/A

An optional Switch-Grade Fail-Short device is available. The optional Fail-Short assembly will activate at a temperature of 215 °C – 217 °C to provide a high conductive path to ground in case of a thermal overload. GDTs equipped with the optional Fail-Short device should be soldered either manually at a temperature that is below the activation temperature of the Fail-Short mechanism, or using a selective soldering process that does not exceed 210 °C.

Notes:

- Model number marking on tube: 26-xxx V.
- The rated discharge current for TRIGARD® Gas Discharge Tubes is the total current equally divided between each line to ground.
- Sparkover limits after life $\pm 25\%$, IR $> 10^8 \Omega$ (-25 %, +30 % for Model 2026-07, 2026-09 and 2026-60).
- Line to Line voltage is approximately 1.8 to 2 times the stated Line to Ground breakdown voltage.
- At delivery AQL 0.65 Level II, DIN ISO 2859

⁽²⁾ Network applied.

⁽³⁾ DC Sparkover may exceed $\pm 25\%$ after discharge, but will continue to protect without venting.



WARNING Cancer and Reproductive Harm - www.P65Warnings.ca.gov

*RoHS Directive 2002/95/EC Jan. 27, 2003 including annex and RoHS Recast 2011/65/EU June 8, 2011.

Specifications are subject to change without notice.

Users should verify actual device performance in their specific applications.

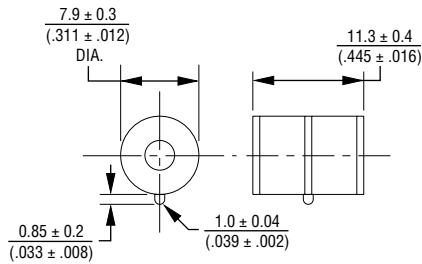
The products described herein and this document are subject to specific legal disclaimers as set forth on the last page of this document, and at www.bourns.com/docs/legal/disclaimer.pdf.

2026 Series - 3-Pole Gas Discharge Tube

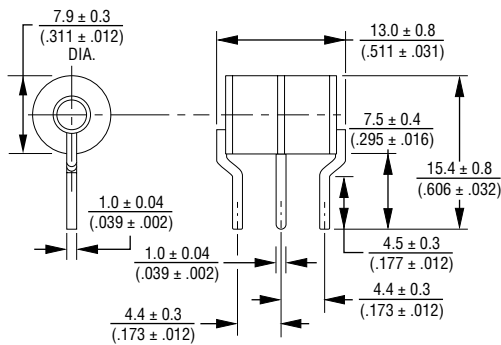
BOURNS®

Product Dimensions (additional lead form configurations available upon request)

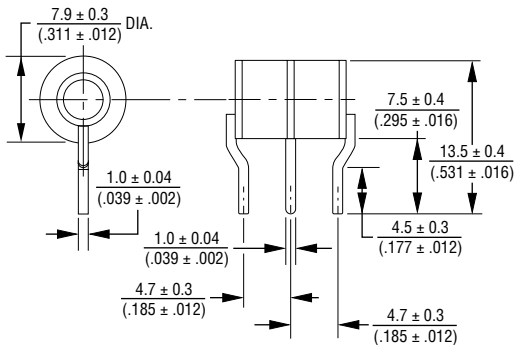
2026-XX-A1



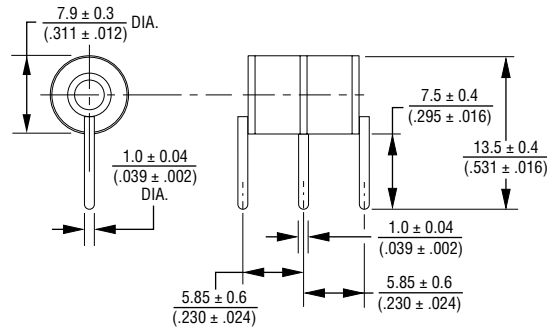
2026-XX-C2



2026-XX-C3

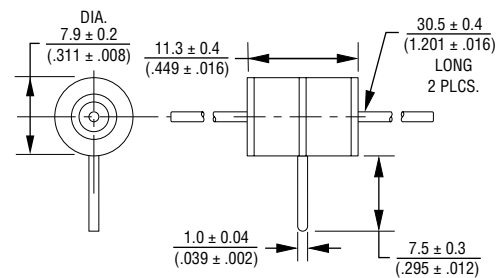


2026-XX-C4

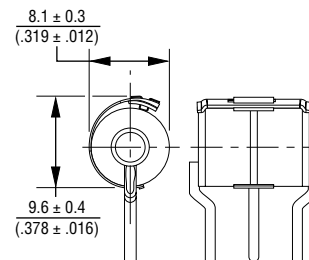


2026-XX-C

1.0 ± 0.08 mm (.039 ± .002 in.) dia. lead wire



**FAIL-SHORT CONFIGURATION
2026-XX-C2F SHOWN**



DIMENSIONS: $\frac{\text{MM}}{\text{(INCHES)}}$

UNITS WITH LEADS ARE BASED ON THE 2026-XX-A1 BODY.

Specifications are subject to change without notice.

Users should verify actual device performance in their specific applications.

The products described herein and this document are subject to specific legal disclaimers as set forth on the last page of this document, and at www.bourns.com/docs/legal/disclaimer.pdf.

2026 Series - 3-Pole Gas Discharge Tube

BOURNS®

How to Order

2026 - nn - x n F LF

Model Number

Designator

Voltage (Divided by 10)

07 = 75 V 30 = 300 V
 09 = 90 V 35 = 350 V
 15 = 150 V 40 = 400 V
 20 = 200 V 42 = 420 V
 23 = 230 V 47 = 470 V
 25 = 250 V 60 = 600 V
 26 = 260 V

Leads

A = None
 C = 1 mm

Lead Shape

(See Product Dimension Drawings)

Fail-Short Option

Blank = Standard Product
 F = With Fail-Short Mechanism



RoHS Compliant Option

Blank = Standard Product
 LF = RoHS Compliant Product

Packaging Specifications

Model	Standard Packaging Quantity		
	Bulk (Bag)	Tray	Box
2026-XX-A1	250		1000
2026-XX-C	50		300
2026-XX-C2		100	1000
2026-XX-C3		100	1000
2026-XX-C4		100	1000

Agency Recognition / Industry Standards

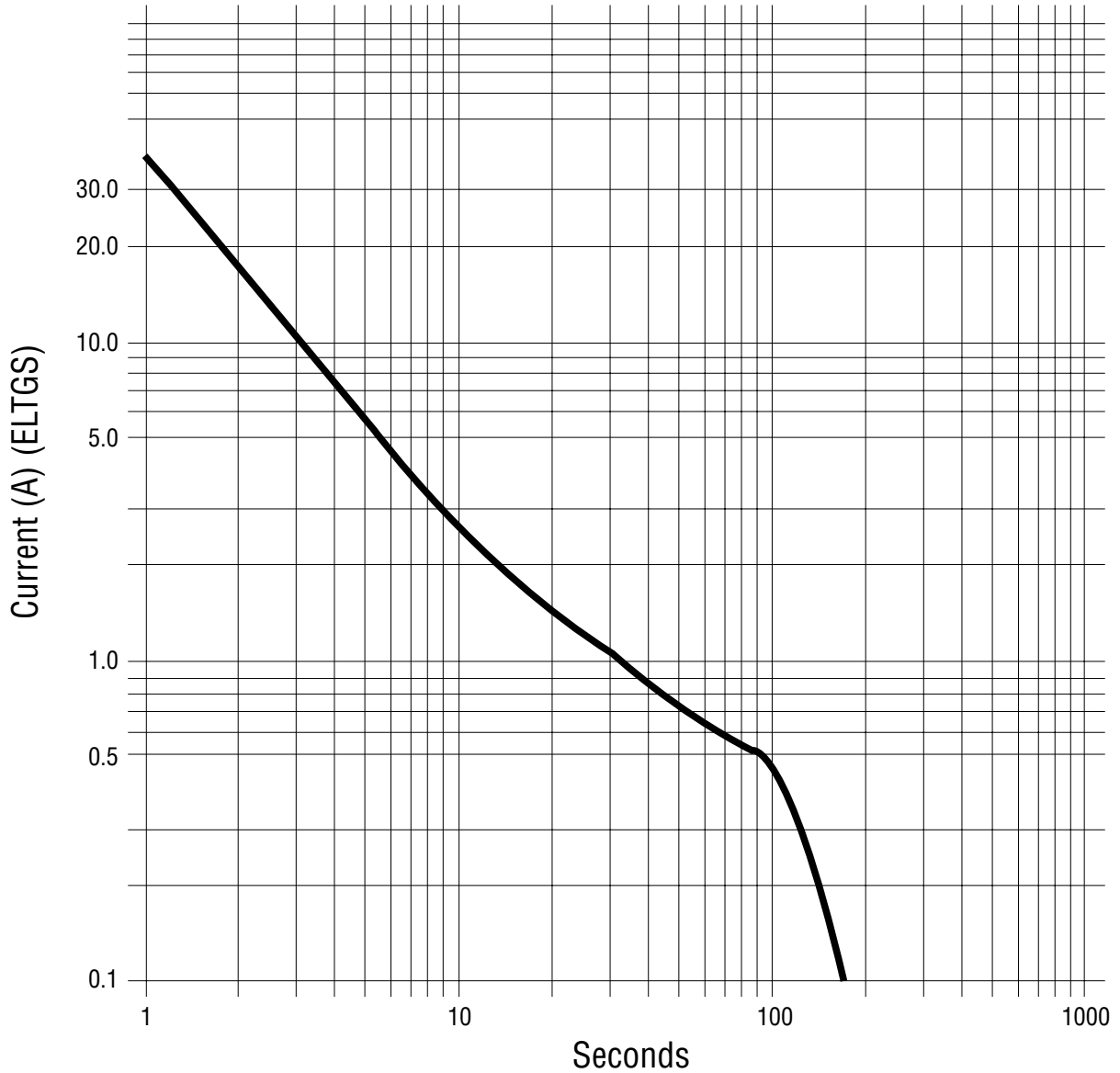
Agency	References
	UL 497B Recognized Component, Category QVGQ2, File E153537
	UL 497 Recognized Component, Category QGVV2, File E53117
Telcordia GR-974-CORE/ GR-1361-CORE	2026 Series devices, as applicable, are tested to GR requirements for primary protectors

Specifications are subject to change without notice.

Users should verify actual device performance in their specific applications.

The products described herein and this document are subject to specific legal disclaimers as set forth on the last page of this document, and at www.bourns.com/docs/legal/disclaimer.pdf.

Switch-Grade Fail-short Device Shorting Curve 2026-XX-XF



ELTGS = Each Line to Ground Simultaneously

NOTE: When using a GDT fail-short device, it is imperative that all components associated and connected to the GDT with failsafe be tested in their respective completely integrated environment (finished product) to assure desired operation.

This legal disclaimer applies to purchasers and users of Bourns® products manufactured by or on behalf of Bourns, Inc. and its affiliates (collectively, "Bourns").

Unless otherwise expressly indicated in writing, Bourns® products and data sheets relating thereto are subject to change without notice. Users should check for and obtain the latest relevant information and verify that such information is current and complete before placing orders for Bourns® products.

The characteristics and parameters of a Bourns® product set forth in its data sheet are based on laboratory conditions, and statements regarding the suitability of products for certain types of applications are based on Bourns' knowledge of typical requirements in generic applications. The characteristics and parameters of a Bourns® product in a user application may vary from the data sheet characteristics and parameters due to (i) the combination of the Bourns® product with other components in the user's application, or (ii) the environment of the user application itself. The characteristics and parameters of a Bourns® product also can and do vary in different applications and actual performance may vary over time. Users should always verify the actual performance of the Bourns® product in their specific devices and applications, and make their own independent judgments regarding the amount of additional test margin to design into their device or application to compensate for differences between laboratory and real world conditions.

Unless Bourns has explicitly designated an individual Bourns® product as meeting the requirements of a particular industry standard (e.g., ISO/TS 16949) or a particular qualification (e.g., UL listed or recognized), Bourns is not responsible for any failure of an individual Bourns® product to meet the requirements of such industry standard or particular qualification. Users of Bourns® products are responsible for ensuring compliance with safety-related requirements and standards applicable to their devices or applications.

Bourns® products are not recommended, authorized or intended for use in nuclear, lifesaving, life-critical or life-sustaining applications, nor in any other applications where failure or malfunction may result in personal injury, death, or severe property or environmental damage. Unless expressly and specifically approved in writing by two authorized Bourns representatives on a case-by-case basis, use of any Bourns® products in such unauthorized applications might not be safe and thus is at the user's sole risk. Life-critical applications include devices identified by the U.S. Food and Drug Administration as Class III devices and generally equivalent classifications outside of the United States.

Bourns expressly identifies those Bourns® standard products that are suitable for use in automotive applications on such products' data sheets in the section entitled "Applications." Unless expressly and specifically approved in writing by two authorized Bourns representatives on a case-by-case basis, use of any other Bourns® standard products in an automotive application might not be safe and thus is not recommended, authorized or intended and is at the user's sole risk. If Bourns expressly identifies a sub-category of automotive application in the data sheet for its standard products (such as infotainment or lighting), such identification means that Bourns has reviewed its standard product and has determined that if such Bourns® standard product is considered for potential use in automotive applications, it should only be used in such sub-category of automotive applications. Any reference to Bourns® standard product in the data sheet as compliant with the AEC-Q standard or "automotive grade" does not by itself mean that Bourns has approved such product for use in an automotive application.

Bourns® standard products are not tested to comply with United States Federal Aviation Administration standards generally or any other generally equivalent governmental organization standard applicable to products designed or manufactured for use in aircraft or space applications. Bourns expressly identifies Bourns® standard products that are suitable for use in aircraft or space applications on such products' data sheets in the section entitled "Applications." Unless expressly and specifically approved in writing by two authorized Bourns representatives on a case-by-case basis, use of any other Bourns® standard product in an aircraft or space application might not be safe and thus is not recommended, authorized or intended and is at the user's sole risk.

The use and level of testing applicable to Bourns® custom products shall be negotiated on a case-by-case basis by Bourns and the user for which such Bourns® custom products are specially designed. Absent a written agreement between Bourns and the user regarding the use and level of such testing, the above provisions applicable to Bourns® standard products shall also apply to such Bourns® custom products.

Users shall not sell, transfer, export or re-export any Bourns® products or technology for use in activities which involve the design, development, production, use or stockpiling of nuclear, chemical or biological weapons or missiles, nor shall they use Bourns® products or technology in any facility which engages in activities relating to such devices. The foregoing restrictions apply to all uses and applications that violate national or international prohibitions, including embargos or international regulations. Further, Bourns® products and Bourns technology and technical data may not under any circumstance be exported or re-exported to countries subject to international sanctions or embargoes. Bourns® products may not, without prior authorization from Bourns and/or the U.S. Government, be resold, transferred, or re-exported to any party not eligible to receive U.S. commodities, software, and technical data.

To the maximum extent permitted by applicable law, Bourns disclaims (i) any and all liability for special, punitive, consequential, incidental or indirect damages or lost revenues or lost profits, and (ii) any and all implied warranties, including implied warranties of fitness for particular purpose, non-infringement and merchantability.

For your convenience, copies of this Legal Disclaimer Notice with German, Spanish, Japanese, Traditional Chinese and Simplified Chinese bilingual versions are available at:

Web Page: <http://www.bourns.com/legal/disclaimers-terms-and-policies>

PDF: <http://www.bourns.com/docs/Legal/disclaimer.pdf>

Looking for pricing, stock, or lifecycle information?

Click below to explore more details on WIN SOURCE:

 [View 2026-07-C4 on WIN SOURCE](#)

 [Bourns Inc. Information](#)

Optimize Your Supply Chain with WIN SOURCE Solutions

-  Global Sourcing Solution
-  Obsolete Management
-  Cost Control Management
-  Shortage Management
-  Alternative Solution
-  Excess Inventory Management