



**THE DATASHEET OF  
2SC1623-L6-TP**





Micro Commercial Components

Micro Commercial Components  
 20736 Marilla Street Chatsworth  
 CA 91311  
 Phone: (818) 701-4933  
 Fax: (818) 701-4939

**2SC1623-L5**  
**2SC1623-L6**  
**2SC1623-L7**

## Features

- Halogen free available upon request by adding suffix "-HF"
- Lead Free Finish/RoHS Compliant ("P" Suffix designates RoHS Compliant. See ordering information)
- High DC Current Gain:  $h_{FE}=600$  Max. ( $V_{CE}=6.0V$ ,  $I_C=1.0mA$ )
- High voltage:  $V_{CEO}=50V$
- Epoxy meets UL 94 V-0 flammability rating
- Moisture Sensitivity Level 1

## Maximum Ratings

Symbol	Rating	Rating	Unit
$V_{CEO}$	Collector-Emitter Voltage	50	V
$V_{CBO}$	Collector-Base Voltage	60	V
$V_{EBO}$	Emitter-Base Voltage	5.0	V
$I_C$	Collector Current	100	mA
$P_C$	Collector power dissipation	200	mW
$T_J$	Junction Temperature	-55 to +150	°C
$T_{STG}$	Storage Temperature	-55 to +150	°C

## Electrical Characteristics @ 25°C Unless Otherwise Specified

Symbol	Parameter	Min	Typ	Max	Units
--------	-----------	-----	-----	-----	-------

### OFF CHARACTERISTICS

$I_{CBO}$	Collector Cutoff Current ( $V_{CB}=60Vdc, I_E=0$ )	---	---	0.1	$\mu A_{dc}$
$I_{EBO}$	Emitter Cutoff Current ( $V_{EB}=5.0Vdc, I_C=0$ )	---	---	0.1	$\mu A_{dc}$

### ON CHARACTERISTICS

$h_F$	DC Current Gain* ( $I_C=1.0mA_{dc}, V_{CE}=6.0Vdc$ )	135	---	600	---
$V_{CE(sat)}$	Collector Saturation Voltage* ( $I_C=100mA_{dc}, I_B=10mA_{dc}$ )	---	0.15	0.3	Vdc
$V_{BE(sat)}$	Base Saturation Voltage* ( $I_C=100mA_{dc}, I_B=10mA_{dc}$ )	---	0.86	1.0	Vdc
$V_{BE}$	Base Emitter Voltage* ( $V_{CE}=6.0Vdc, I_C=1.0mA_{dc}$ )	0.55	0.62	0.65	Vdc
$C_{ob}$	Collector Capacitance ( $V_{CB}=6.0Vdc, I_E=0, f=1.0MHz$ )	---	3.0	---	pF
$f_T$	Gain Bandwidth product ( $V_{CE}=6.0Vdc, I_E=10mA_{dc}$ )	---	250	---	MHz

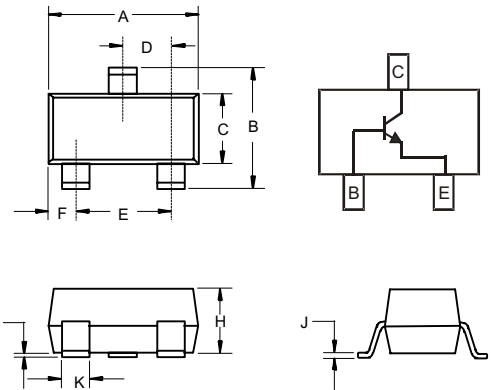
### $h_{FE}$ CLASSIFICATION

Marking	L5	L6	L7
$h_{FE}$	135-270	200-400	300-600

\* Pulse Test PW<350us, duty cycle<2%

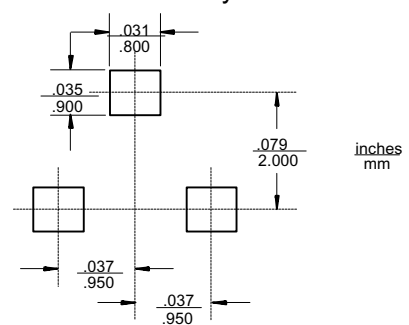
## NPN Silicon Epitaxial Transistors

### SOT-23



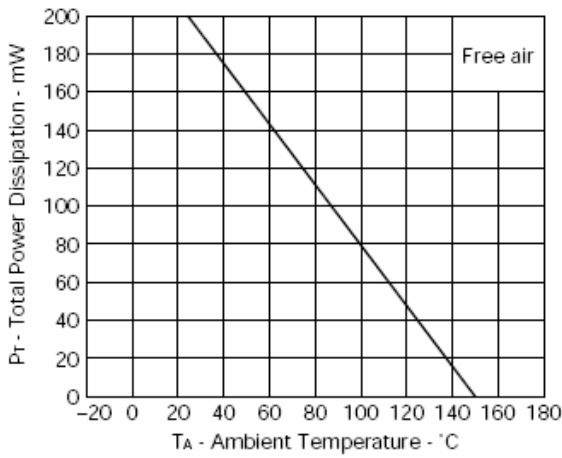
DIM	INCHES		MM		NOTE
	MIN	MAX	MIN	MAX	
A	.110	.120	2.80	3.04	
B	.083	.104	2.10	2.64	
C	.047	.055	1.20	1.40	
D	.035	.041	.89	1.03	
E	.070	.081	1.78	2.05	
F	.018	.024	.45	.60	
G	.0005	.0039	.013	.100	
H	.035	.044	.89	1.12	
J	.003	.007	.085	.180	
K	.015	.020	.37	.51	

### Suggested Solder Pad Layout

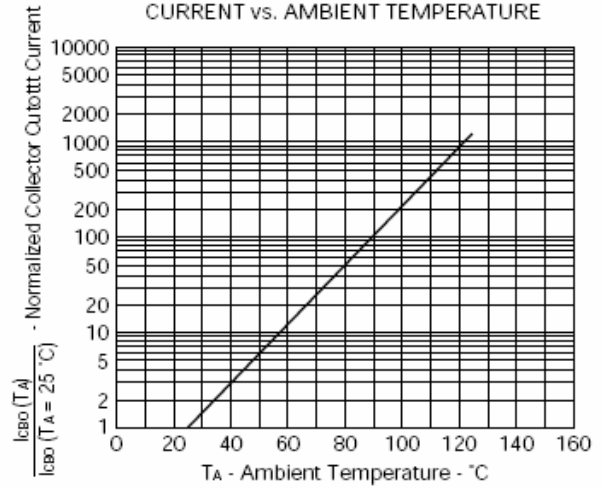


# Typical Characteristics

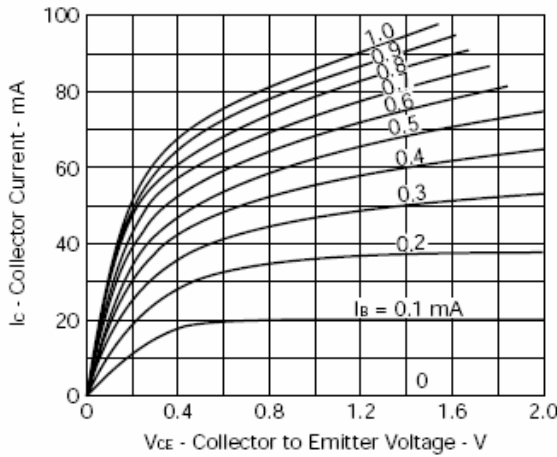
TOTAL POWER DISSIPATION vs. AMBIENT TEMPERATURE



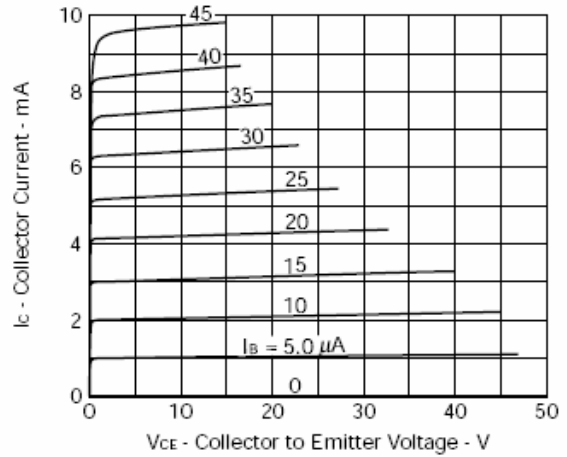
NORMALIZED COLLECTOR CUTOFF CURRENT vs. AMBIENT TEMPERATURE



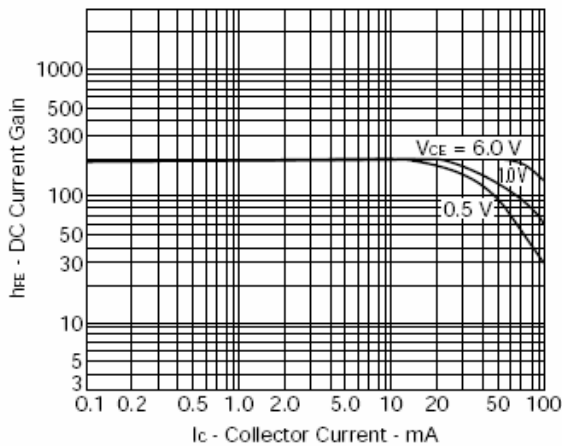
COLLECTOR CURRENT vs. COLLECTOR TO EMITTER VOLTAGE



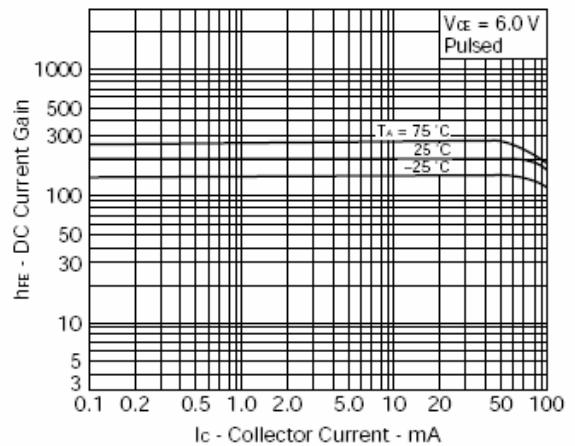
COLLECTOR CURRENT vs. COLLECTOR TO EMITTER VOLTAGE



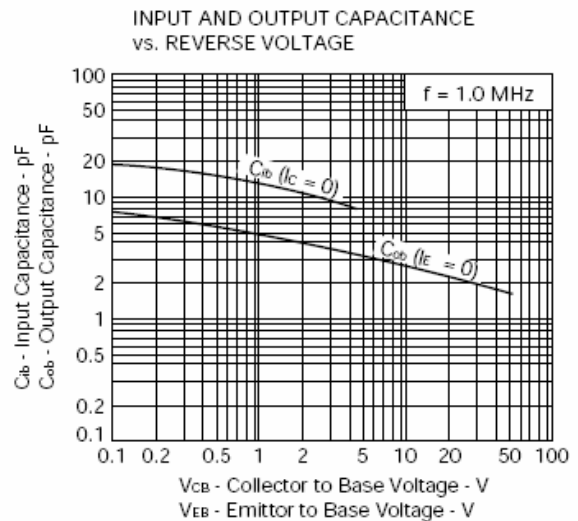
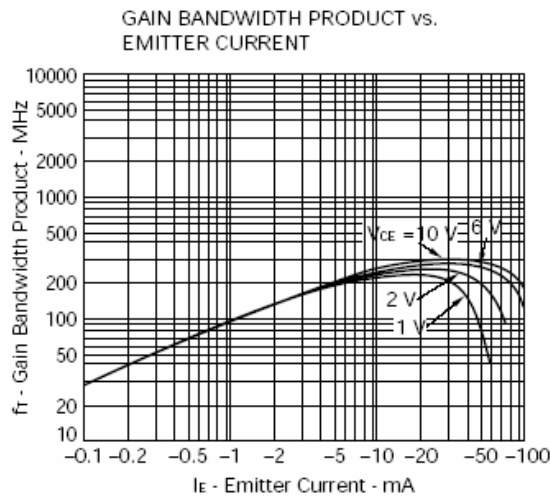
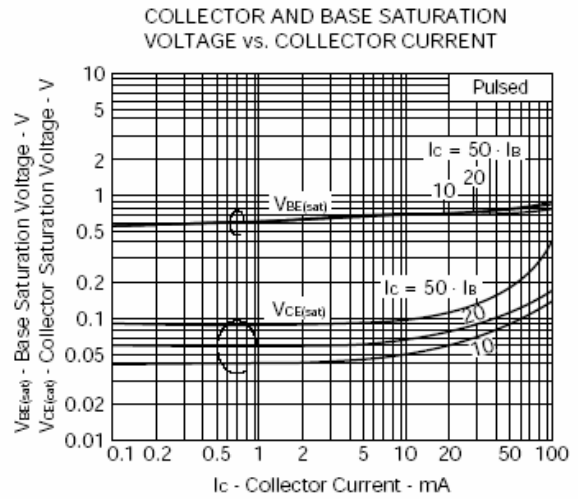
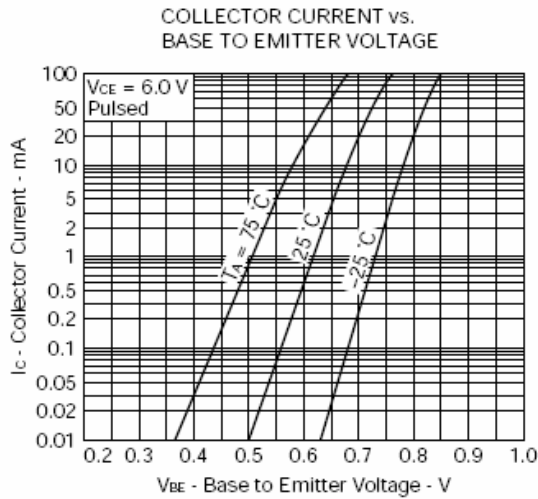
DC CURRENT GAIN vs. COLLECTOR CURRENT



DC CURRENT GAIN vs. COLLECTOR CURRENT



# Typical Characteristics





Micro Commercial Components

### Ordering Information :

Device	Packing
Part Number-TP	Tape&Reel; 3Kpcs/Reel

Note : Adding "-HF" suffix for halogen free, eg. Part Number-TP-HF

#### \*\*\*IMPORTANT NOTICE\*\*\*

**Micro Commercial Components Corp.** reserves the right to make changes without further notice to any product herein to make corrections, modifications, enhancements, improvements, or other changes. **Micro Commercial Components Corp.** does not assume any liability arising out of the application or use of any product described herein; neither does it convey any license under its patent rights, nor the rights of others. The user of products in such applications shall assume all risks of such use and will agree to hold **Micro Commercial Components Corp.** and all the companies whose products are represented on our website, harmless against all damages.

#### \*\*\*LIFE SUPPORT\*\*\*

MCC's products are not authorized for use as critical components in life support devices or systems without the express written approval of Micro Commercial Components Corporation.



#### \*\*\*CUSTOMER AWARENESS\*\*\*

Counterfeiting of semiconductor parts is a growing problem in the industry. Micro Commercial Components (MCC) is taking strong measures to protect ourselves and our customers from the proliferation of counterfeit parts. MCC strongly encourages customers to purchase MCC parts either directly from MCC or from Authorized MCC Distributors who are listed by country on our web page cited below. Products customers buy either from MCC directly or from Authorized MCC Distributors are genuine parts, have full traceability, meet MCC's quality standards for handling and storage. **MCC will not provide any warranty coverage or other assistance for parts bought from Unauthorized Sources.** MCC is committed to combat this global problem and encourage our customers to do their part in stopping this practice by buying direct or from authorized distributors.

[www.mccsemi.com](http://www.mccsemi.com)

## Looking for pricing, stock, or lifecycle information?

Click below to explore more details on WIN SOURCE:

-  [View 2SC1623-L6-TP on WIN SOURCE](#)
-  [Micro Commercial Co](#) Information

## Optimize Your Supply Chain with WIN SOURCE Solutions

-  Global Sourcing Solution
-  Obsolete Management
-  Cost Control Management
-  Shortage Management
-  Alternative Solution
-  Excess Inventory Management