



**THE DATASHEET OF
UMZ-353-A16-G**



RFMD SIGNAL SOURCE SELECTOR GUIDE

2013-2014

Voltage-Controlled Oscillators

RFMD offers one of the industry's largest selections of discrete Voltage-Controlled Oscillator (VCO) modules. RFMD has a broad selection of oscillator topologies, resonator technologies, supply voltages, and substrate materials available, allowing us to provide customers with a VCO that meets specific cost, performance, and size requirements for their application. All RFMD® VCO modules are 100% RF-tested and RoHS-compliant. The following tables offer a sampling of component designs RFMD provides.

In addition to our vast library of existing VCO products, RFMD also provides custom developed modules. If you would like RFMD to consider designing a custom module, please fill out and submit the Custom VCO Request Form (www.rfmd.com/products/vco/customvcorequest.aspx) or contact us at 1.480.756.6070.



VCOs for IF Conversion (UMJ and RFVC66xx Series)

Page 5-6

- Ultra-low phase noise/low current
- Frequency: 10MHz to 400MHz
- Resonator: Aircoil
- PCB: Rogers
- Package size: 12.75 x 12.75mm

Applications

- IF conversion applications
- Low phase noise agile clock applications
- Low phase noise applications

Octave Band VCOs (UMS and RFVC64xx Series)

Page 6

- Octave band tuning
- Frequency: 25MHz to 3500MHz
- Resonator: Microstrip
- PCB: Rogers
- Package size: 12.75 x 12.75mm

Applications

- Wide bandwidth applications
- Built-in test applications
- First LO applications
- Frequency synthesizers

3V & 5V Narrowband VCOs (VCO 190, VCO 191, and RFVC7xxx Series)

Page 6-9

- Linear tuning/low phase noise
- Multiple supply voltage and package options available
- Low cost/high-volume series
- Frequency: 40MHz to 4000MHz
- Resonator: Aircoil or microstrip
- PCB: FR-4 and S1170
- Package size: 12.75 x 12.75mm

Applications

- Wireless infrastructure
- RFID
- General wireless

5V & 12V Wideband VCOs (VCO 790, VCO 793, and RFVC7xxx Series)

Page 6-9

Microstrip VCOs (UMZ and RFVC2xxx Series)

Page 10-21

- Ultra-linear tuning/low phase noise
- Frequency: 100MHz to 6000MHz
- Resonator: Microstrip
- PCB: Rogers
- Package size: 12.75 x 12.75mm

Applications

- Frequency synthesizers
- Upconverters and Downconverters
- Instrumentation
- Wideband frequency applications

Ultra-Low Noise CROs (UMX and RFVC4xxx Series)

Page 22-40

- Ultra-linear tuning/ultra-low phase noise
- Frequency: 500MHz to 5000MHz
- Resonator: Ceramic
- PCB: Rogers
- Package size: 12.75 x 12.75mm

Applications

- Point-to-Point radio
- DRO/YIG multiplied replacements
- Low phase noise applications
- SAW VCO replacement

VCOs with Internal Doubler (UMZ/UMX-T2 and RFVC6xxx Series)

Page 41-42

- Internal frequency doubler and buffer AMP
- ½ frequency output provided
- Frequency: 4000MHz to 8000MHz
- Resonator: Microstrip or Ceramic
- PCB: Rogers
- Package size: 12.75 x 12.75mm

Applications

- DRO replacements
- Higher frequency applications
- Wide bandwidth applications
- Test instrumentation

Other VCOs (UMV, UMT, X05, RFVC68xx, & RFVC9xxx)

Page 43-44

Phase Locked Loop (PLL) Modules

RFMD offers complete Phase Locked Modules (PLLs) integrating a PLL IC, a VCO, loop filter components, and buffer amplifiers. RFMD has a broad selection of oscillator topologies, resonator technologies, supply voltages, and substrate materials available, allowing us to provide customers with a PLL solution that meets the specific cost, performance, and size requirements for their applications. All of RFMD's PLL modules are 100% RF-tested and RoHS-compliant. The following tables offer a sampling of component designs RFMD provides.

In addition to our vast library of existing PLL products, RFMD also provides custom developed modules. If you would like RFMD to consider designing a custom module, please fill out and submit the Custom PLL/PNP Request Form (www.rfmd.com/products/vco/customvcorequest.aspx) or contact us at 1.480.756.6070.



5V Narrowband PLLs (PLL350 and RFPK6xxx Series)

Page 44-45

- Low phase noise/fast settling time
- SPI BUS compatible
- Frequency: 100MHz to 3500MHz
- Resonator: Aircoil
- PCB: FR-4 and S1170
- Package size: 20.3 x 14.7mm

Applications

- Cellular infrastructure
- RFID
- General wireless

5V Narrowband PLLs (PLL400 and RFPK7xxx Series)

Page 44-45

- Low phase noise/fast settling time
- SPI BUS compatible
- Frequency: 700MHz to 2500MHz
- Resonator: Aircoil
- PCB: FR-4 and S1170
- Package size: 15.2 x 15.2mm


Applications

- Cellular infrastructure
- RFID
- General wireless

Plug-N-Play Synthesizers

RFMD offers complete Plug-N-Play Synthesizers (PNPs) for low noise frequency synthesizer applications consisting of a VCO, PLL, loop filter, and micro-controller interface. The PNP family of RF signal sources is the world's first family of truly configurable frequency synthesizer modules. These synthesizers can make quick adjustments with amazing accuracy, speed, and performance. All of RFMD's PNP modules are 100% RF-tested and RoHS-compliant. The following tables offer a sampling of component designs RFMD provides.

In addition to our vast library of existing PNP products, RFMD also provides custom developed modules. If you would like RFMD to consider designing a custom module, please fill out and submit the Custom PLL/PNP Request Form (www.rfmd.com/products/vco/customvcorequest.aspx) or contact us at 1.480.756.6070.



Plug-N-Play Narrowband Synthesizers (PNP L22 and RFPK3xxx Series)

Page 46-47

- Internal microcontroller
- Programmable start/stop/step size
- SPI BUS compatible
- Frequency: 500MHz to 4000MHz
- Resonator: Microstrip
- PCB: Rogers
- Package size: 12.75 x 12.75mm

Applications

- Highly integrated radio designs
- High performance radios
- Microwave radio IF conversion
- Instrumentation
- Frequency synthesizers

Plug-N-Play Wideband Synthesizers (PNP P22 and RFPK4xxx Series)

Page 46-47

- Internal microcontroller
- Programmable start/stop/step size
- SPI BUS compatible
- Frequency: 500MHz to 4000MHz
- Resonator: Microstrip or Coaxial
- PCB: Rogers
- Package: 15.2 x 15.2mm

Applications

- Highly integrated radio designs
- High performance radios
- Microwave radio IF conversion
- Instrumentation
- Frequency synthesizers

Assembly Process Application Notes

Page 48-49

Additional Application Notes and Package Info

Page 50-51

RFVC-6600-6799 (UMJ)

Model Number	Min Freq (MHz)	Max Freq (MHz)	Min Tune (Vdc)	Max Tune (Vdc)	K_{sc0} (MHz/V) typ.	P_{out} (dBm) typ.	2nd Har (dBc) typ.	→ Noise (10kHz,dBc) typ.	Pushing (MHz/V) typ.	Pulling (MHz,p-p) typ.	Supply (Vdc) typ.	Current (mA) typ.	Case Outline
UMJ-1831-R14-G	21	28	1	11.5	1	8	-25	-135	0.05	0.05	11.5	18	R14
UMJ-409-D14-G	45	53	1	10	2	+9	-20	-130	0.04	0.1	5	15	D14
UMJ-1823-D14-G	46.5	53.9	0.5	4.5	4	9	-25	-124	0.1	0.2	5	15	D14
UMJ-123-D14-G	50	60	1	4	4	+9	-25	-123	0.2	0.5	5	18	D14
UMJ-177-D14-G	54	64	1	10	2.2	+10	-20	-132	0.05	0.1	5	18	D14
RFVC-6601	60	60	0.5	5.5	2.2	5	-20	-129	0.1	0.05	5	18	D14
UMJ-958-D14-G	60	70	0.5	4.5	3.5	+9	-20	-128	0.1	0.5	5	16	D14
UMJ-1794-D14-G	62	74	1.5	11	1.7	9	-20	-133	0.05	0.1	5	16	D14
UMJ-924-D14-G	68	80	1.5	11	2	+9	-20	-133	0.05	0.1	5	16	D14
UMJ-531-D14-G	68.8	68.8	0.5	4.5	2	+9	-25	-129	0.04	0.1	5	16	D14
UMJ-559-D14-G	75	85	0	5	3	+9	-20	-130	0.05	0.05	5	20	D14
UMJ-635-D14-G	75	105	1	12	3	+9	-25	-130	0.1	0.5	5	18	D14
UMJ-950-D14-G	75	110	1	12	3.6	+9	-20	-125	0.5	0.5	12	15	D14
RFVC-6600	75	110	1	10	4.3	7	-20	-125	1	1	10	15	D14
UMJ-797-D14-G	80	80	0.5	4.5	1	+9	-20	-137	0.2	0.5	5	20	D14
UMJ-910-D14-G	80	80	1	4	1	+9	-20	-134	0.1	0.1	4.5	19	D14
UMJ-470-D14-G	85	88	1	4	2.5	+9	-25	-125	0.05	0.2	8	16	D14
UMJ-232-D14-G	87.4	109.4	1	12	3	+9	-25	-130	0.05	0.1	5	15	D14
UMJ-537-D14-G	88	88	0.5	4.5	3	+9	-25	-130	0.04	0.1	5	16	D14
RFVC6602	93.44	93.44	0.5	4.5	1.9	8	-25	-130	0.1	0.05	5	25	D14
UMJ-1883-D14-G	96	96	0.5	4.5	1	9	-25	-135	0.1	0.05	8	25	D14
UMJ-410-D14-G	105	120	0.5	4.5	8	+7	-20	-125	0.1	0.2	5	15	D14
UMJ-734-D14-G	118	158.4	0	5	10	+9	-15	-120	0.05	0.1	5	18	D14
UMJ-532-D16-G	125	202	1	12	8	+9	-20	-128	0.05	0.1	12	20	D16
UMJ-1911-D14-G	128	128	0.5	4.5	1.5	9	-25	-135	0.1	0.5	5	20	D14
UMJ-271-D14-G	134.2	134.2	0.5	4.5	2	+9	-25	-135	0.1	0.5	5	20	D14
UMJ-674-D14-G	139	159	0.5	4.5	8	+8	-20	-125	0.05	0.05	5	16	D14
UMJ-955-D14-G	140	140	0.5	4.5	2	+8	-25	-135	0.1	0.5	5	20	D14
UMJ-463-D14-G	160	160	0.5	4.5	5	+9	-25	-122	0.2	0.2	5	15	D14
UMJ-1223-D14-G	166	172	0.5	4.5	3.5	+9	-25	-128	0.1	0.2	5	15	D14
UMJ-234-D14-G	177	187	0	5	4	+9	-20	-120	0.25	0.1	5	15	D14
UMJ-967-D14-G	180	190	0.5	4.5	3.6	+9	-25	-128	0.2	0.2	5	18	D14
UMJ-231-D14-G	183	219	1	12	5	+9	-20	-125	0.1	1	5	22	D14
UMJ-1106-R14-G	200	200	0	5	1	+9	-20	-133	0.1	0.4	5	16	R14
UMJ-804-D14-G	200	200	0	5	0.8	+9	-20	-135	0.1	0.5	5	18	D14
UMJ-178-D14-G	202.7	209	1	12	1.3	+9	-20	-132	0.1	0.5	5	18	D14
UMJ-1237-D14-G	202.7	209	1	11	1.3	9	-20	-133	0.1	0.5	5	17	D14
UMJ-441-D14-G	203	218	1	10	4	+9	-20	-122	0.4	0.5	5	15	D14
UMJ-613-D14-G	219	226	1	12	2	+9	-25	-125	0.1	0.3	8	16	D14
UMJ-486-D14-G	220	250	1	10	4.5	+9	-20	-120	0.4	1	5	15	D14
UMJ-614-D14-G	226	244	1	12	2.8	+9	-25	-125	0.1	0.5	8	18	D14
UMJ-968-D14-G	240	250	0.5	4.5	4	+9	-25	-126	0.2	0.5	5	18	D14
UMJ-615-D14-G	244	251	1	12	2	+9	-30	-127	0.1	0.5	8	20	D14
UMJ-225-D14-G	270	290	0.5	4.5	10	+9	-20	-122	0.5	0.5	5	18	D14
UMJ-909-D14-G	270	290	1	4	10	+9	-20	-121	0.5	0.5	4.5	17	D14
UMJ-865-D14-G	270	330	0.5	4.5	24	9	-20	-115	0.5	0.2	5	18	D14
UMJ-1109-D14-G	295	296	0	10	1.25	+9	-25	-130	0.1	0.4	10	18	D14
RFVC6603	335	345	0.5	4.5	16	9	-20	-115	0.5	0.2	5	18	D14

Model Number	Min Freq (MHz)	Max Freq (MHz)	Min Tune (Vdc)	Max Tune (Vdc)	K_{vco} (MHz/V) typ.	P_{out} (dBm) typ.	2nd Har (dBc) typ.	→ Noise (10kHz, dBc) typ.	Pushing (MHz/V) typ.	Pulling (MHz, p-p) typ.	Supply (Vdc) typ.	Current (mA) typ.	Case Outline
UMJ-1284-D14-G	368	369	0.5	4.5	4	8	-25	-122	0.5	0.3	5	19	D14
UMJ-412-D14-G	370	380	0.5	4.5	10	+7	-20	-118	0.4	2	5	18	D14
UMJ-969-D14-G	370	380	0.5	4.5	4	+9	-25	-124	0.5	0.5	5	20	D14
UMJ-498-D14-G	374	374	0.5	4.5	5	+8	-25	-118	1	1	5	15	D14
UMJ-858-D14-G	400	400	1	4	3	9	-20	-125	0.5	0.5	5	20	D14
UMJ-1448-D14-G	400	400	0	3.3	4	9	-20	-125	0.5	0.5	5	20	D14

RFVC-6400-6599 (UMS)

Model Number	Min Freq (MHz)	Max Freq (MHz)	Min Tune (Vdc)	Max Tune (Vdc)	K_{vco} (MHz/V) typ.	P_{out} (dBm) typ.	2nd Har (dBc) typ.	→ Noise (10kHz, dBc) typ.	Pushing (MHz/V) typ.	Pulling (MHz, p-p) typ.	Supply (Vdc) typ.	Current (mA) typ.	Case Outline
UMS-50-R16-G	25	50	1	15	2.4	+9	-15	-125	0.05	0.1	12	18	R16
UMS-100-R16-G	50	100	1	15	4.5	+9.5	-30	-105	0.1	1	12	16	R16
UMS-150-R16-G	75	150	1	16	6	+10	-25	-105	0.2	0.5	12	17	R16
UMS-200-R16-G	100	200	1	16	8	+10	-28	-105	0.2	0.5	12	20	R16
UMS-300-R16-G	150	300	1	16	12	+10	-28	-103	0.2	1	12	16	R16
UMS-400-R16-G	200	400	1	16	15	+11	-25	-102	0.3	2	12	20	R16
UMS-535-R16-G	300	535	1	15	22	+10	-30	-100	0.3	2	12	18	R16
UMS-800-A16-G	400	800	0.5	11	45	+12	-20	-104	0.2	5	12	29	A16
UMS-1000-A16-G	500	1000	0.5	11	55	+10	-20	-103	0.3	5	12	29	A16
UMS-1200-A16-G	600	1200	0.5	12	60	+12	-20	-104	0.2	5	12	29	A16
UMS-1400-A16-G	700	1400	0.5	14	65	+12	-20	-104	0.2	8	12	29	A16
UMS-1800-A16-G	900	1800	0.5	15	80	+12.5	-20	-100	0.5	8	12	32	A16
UMS-1600-A16-G	950	1600	1.5	14	65	+12.5	-20	-103	0.5	8	12	31	A16
UMS-2150-R16-G	950	2150	0.5	16	85	11	-20	-102	1	15	12	28	R16
UMS-1849-R16-G	950	2150	0.5	16	85	11.0	-20	-102	1	15	10.7	28	R16
RFVC-6400	1000	2000	1	14	85	11	-20	-103	0.5	10	12	30	A16
UMS-2000-A16-G	1000	2000	1	14	85	+11	-20	-103	0.3	16	12	31	A16
UMS-2400-A16-G	1400	2400	1	16	85	+10	-20	-95	1	20	12	31	A16
UMS-3200-D16-G	1600	3200	0.5	20	90	7.5	-15	-89	5	8	5	26	D16
UMS-3000-R16-G	2000	3000	1	14	90	+10	-18	-98	1	25	12	28	R16

RFVC-7000-8999 (VCO 190, 191, 790, 793)

Model Number	Min Freq (MHz)	Max Freq (MHz)	Min Tune (Vdc)	Max Tune (Vdc)	K_{vco} (MHz/V) typ.	P_{out} (dBm) typ.	2nd Har (dBc) typ.	→ Noise (10kHz, dBc) typ.	Pushing (MHz/V) typ.	Pulling (MHz, p-p) typ.	Supply (Vdc) typ.	Current (mA) typ.	Case Outline
VCO190-70TY	68	72	1	4	3	1	-10	-120	1.5	0.4	5	10	T Package
RFVC7092	100	155	0.5	4.5	20	0	-15	-105	1	6	3.3	15	K Package
VCO190-150TY	100	200	1	16	7	0	-15	-114	1.5	0.3	5	10	T Package
RFVC-7063	128	263	0.2	11.2	13	3	-15	-106	1	1	5	15	T Package
RFVC7088	156	183.425	0	3.2	17	5.5	-11	-119	1	4	5	15	T Package
RFVC-7043	156.025	162.025	0.7	2.7	5	0	-13	-115	0.2	0.2	5	9	T Package
VCO190-250TY	200	300	1	12	11.5	0	-13	-110	1.5	0.4	5	11	T Package
RFVC-7044	201.025	207.025	0.7	2.7	5	0	-12	-116	0.5	0.5	5	15	T Package
VCO191-220UY	210	230	1	2.9	16	0	-13	-115	0.5	0.5	3	7	U Package
RFVC-7045	211.025	217.025	0.7	2.7	5	0	-12	-116	0.5	0.5	5	15	T Package

Model Number	Min Freq (MHz)	Max Freq (MHz)	Min Tune (Vdc)	Max Tune (Vdc)	K_{vco} (MHz/V) typ.	P_{out} (dBm) typ.	2nd Har (dBc) typ.	→ Noise (10kHz,dBc) typ.	Pushing (MHz/V) typ.	Pulling (MHz,p-p) typ.	Supply (Vdc) typ.	Current (mA) typ.	Case Outline
RFVC-7077	330	380	0.5	4.5	17	0	-15	-110	0.8	0.8	5	11	T Package
VCO190-360TY	335	385	0.5	10	10	0	-10	-114	0.7	0.7	5	10	T Package
VCO190-450ATY	400	500	1	9	15	0	-12	-109	0.7	0.6	5	10	T Package
VCO790-600TY	400	800	0.5	20	30	5.5	-5	-102	0.5	2	5	23	T Package
RFVC7101	450	550	0.5	5	30	6	-15	-104	0.5	3	5	15	T Package
RFVC-7066	463.6	508.6	0.5	4.5	15	0	-20	-110	0.5	1	5	20	T Package
RFVC7105	464	544	0.5	5	30	0	-20	-107	0.2	0.7	4.5	16	K Package
RFVC7098	470	518	0.5	5	15	0	-20	-109	0.2	0.7	4.5	16	K Package
RFVC-7038	470	530	0.5	14	8	0	-20	-115	0.2	0.7	5	15	K Package
RFVC7114	494	568	0.5	5	30	0	-20	-107	0.2	0.7	4.5	11	K Package
VCO793-750TY	500	1000	0	20	40	6	-6	-104	1.5	2	12	25	T Package
RFVC-7025	578	638	0.5	14	7	0	-20	-115			5	15	K Package
VCO190-630TY	600	660	0.5	4.5	22	1	-13	-110	1	1	5	15	T Package
RFVC7115	679	706	0.5	5	15	0	-20	-111	1	0.7	4.5	16	K Package
VCO190-775TY	700	850	1	9.5	27	0	-15	-108	1.8	0.8	5	10	T Package
RFVC-7027	710	810	0.5	4.5	40	0	-20	-109	1.5	1	5	25	T Package
RFVC7116	716	780	0.5	5	25	0	-20	-109	1	0.7	4.5	16	K Package
RFVC7082	753	778	1.4	4.85	19	4	-15	-108	1.2	2	5.25	35	E Package
VCO191-773UY	760	786	0.4	2.6	18	-3	-12	-109	0.5	0.8	3	6	U Package
RFVC-7055	760	786	1	4	12	3	-15	-108	0.5	1	5	12	T Package
RFVC7117	764	824	0.5	5	25	0	-20	-109	1	0.7	4.5	16	K Package
RFVC7120	780	844	0.5	5	25	0	-20	-109	0.75	1	4.5	16	K Package
RFVC-7052	785	825	0.5	4.5	15	0	-20	-105	1	6	3.3	15	K Package
RFVC-7026	790	865	0.5	14	8	0	-20	-108			5	15	K Package
VCO190-900TY	800	1000	1	9	30	0	-15	-106	1	1.2	5	11	T Package
VCO790-915KY	800	1030	0.4	3.5	90	6	-18	-93	1	15	4.1	25	K Package
RFVC7118	818	884	0.5	5	25	0	-20	-109	1	0.7	4.5	16	K Package
VCO191-836UY	823	849	0.4	2.6	18	-3	-12	-108	0.8	0.8	3	6	U Package
RFVC7108	824	849	0.5	4.5	15	5	-20	-107	2	5	5	15	K Package
VCO190-860TY	845	875	1	4	15	3	-15	-113	0.5	1	5	12	T Package
RFVC-7078	851	877	0.4	2.6	18	-3	-12	-108	0.7	0.9	3	6	U Package
RFVC7106	852	916	0.5	5	25	0	-20	-108	1	0.7	4.5	16	K Package
VCO191-890UY	860	920	0.4	2.6	45	-3	-10	-102	0.9	1	3	6	U Package
RFVC7084	869	894	1.4	4.85	19	4	-15	-102	1.2	2	5.25	35	E Package
RFVC7110	869	894	0.5	4.5	15	0	-20	-108	2	2	5	15	K Package
RFVC7119	878	944	0.5	5	25	0	-20	-109	1	0.7	4.5	16	K Package
VCO191-902UY	889	915	0.4	2.6	18	-3	-14	-108	0.4	0.7	3	6	U Package
VCO190-1000TY	900	1100	0.7	4.3	80	3	-12	-96	2	2	5	11	T Package
VCO190-915TY	902	928	1	4	12	5	-15	-113	1	1	5	12	T Package
VCO191-915UY	902	928	0.4	2.6	18	-3	-16	-109	0.8	0.8	3	6	U Package
RFVC7123	912	976	0.5	5	25	0	-20	-108	1	0.7	4.5	16	K Package
VCO191-926UY	913	939	0.4	2.6	18	-3	-17	-108	0.5	0.7	3	6	U Package
RFVC-7072	918	960	0.5	4.5	19	0	-15	-109	0.2	0.4	5	22	T Package
RFVC-7023	919.5	932.5	1	5	6	5	-25	-118	0.5	1	6	35	T Package
RFVC-7031	920	970	0.5	5	15	1	-13	-113	1	1.5	5	11	T Package
RFVC-7021	950	1960	0.8	11	125	5	-8	-100	2	10	5	25	T Package
VCO790-1550TY	950	2150	0.5	22	75	6	-8	-98	2.5	10	5	25	T Package
VCO793-1550TY	950	2150	0.5	22	75	7	-8	-98	2.5	7	12	25	T Package
RFVC-7074	950	2150	0.5	16	85	10	-20	-98	6	3	10.7	50	R16
VCO190-964TY	951	977	1	4	13	5	-15	-112	0.4	0.9	5	11	T Package

PRODUCTS

Model Number	Min Freq (MHz)	Max Freq (MHz)	Min Tune (Vdc)	Max Tune (Vdc)	K_{vco} (MHz/V) typ.	P_{out} (dBm) typ.	2nd Har (dBc) typ.	→ Noise (10kHz,dBc) typ.	Pushing (MHz/V) typ.	Pulling (MHz,p-p) typ.	Supply (Vdc) typ.	Current (mA) typ.	Case Outline
RFVC-7042	951	977	0.4	2.6	18	-3	-14	-108	0.6	0.7	3	6	U Package
RFVC7127	956	1036	0.5	5	30	0	-20	-107	0.3	1	4.5	16	K Package
RFVC-7035	960	1010	0.5	4.5	19	0	-25	-110	1	1	5	25	T Package
RFVC7111	965	990	0.5	4.5	15	0	-20	-109	2	2	5	15	K Package
RFVC-7046	981	1052	0.5	4.5	25	0	-15	-109	2	2	5	15	T Package
RFVC-7039	991	1056	1	3.9	35	3	-15	-107	0.6	0.2	5	25	T Package
VCO190-1007UY	994	1019	1	4.2	18	3	-15	-112	0.4	1	5	22	U Package
RFVC-7056	995	1155	1	4	80	2.5	-12	-98	4	5	5	15	T Package
VCO191-1013UY	996	1031	0.4	2.6	25	-3	-15	-106	0.7	1	3	6	U Package
VCO790-1500TY	1000	2000	0.5	20	75	6	-9	-97	2.5	7	5	25	T Package
VCO793-1500TY	1000	2000	0.5	20	75	7	-9	-100	2.5	7	12	25	T Package
RFVC-7040	1005	1034	1	3.9	15	3	-15	-114	0.2	0.6	5	25	T Package
RFVC-7053	1005	1065	0.5	4.5	16	0	-15	-109	2	1	5	15	K Package
RFVC-7008	1039	1064	0.5	4.5	12	0	-15	-112	1	2	5	15	K Package
RFVC-7073	1043	1086	0.5	4.5	19	0	-15	-114	0.27	0.2	7.4	22	T Package
RFVC-7047	1063.5	1079	1	5	9	5	-25	-118	0.5	1	6	35	T Package
RFVC-7006	1067	1119	1	3.9	20	3	-15	-110	0.3	0.2	5	25	T Package
RFVC-7054	1045	1109	0.5	4.5	16	0	-15	-109	2	1	5	15	K Package
RFVC-7009	1084	1109	0.5	4.5	12	0	-15	-112	1	2	5	15	K Package
RFVC-7014	1095	1130	0.5	4.5	15	0	-15	-112	1	2	5	15	K Package
RFVC-7075	1106	1107	0.5	2.25	4	2	-20	-115	4	1	4.5	15	T Package
RFVC-7067	1120	1300	0.5	4.5	70	0	-15	-100	3	2	5	20	T Package
RFVC-7064	1129.5	1129.5	0.5	4.5	4	5	-20	-101	1	1	5	15	T Package
RFVC-7058	1130	1130	0.5	4.5	4	5	-20	-101	1	1	4.5	15	U Package
RFVC-7015	1140	1175	0.5	4.5	14	0	-15	-112	1	2	5	15	K Package
RFVC-7057	1150	1230	0.5	4.5	30	0	-15	-102	2	2	5	15	T Package
RFVC-7076	1157	1158	0.5	2.25	4	2	-20	-115	4	1	4.5	15	T Package
RFVC7103	1185	1225	0.5	2.8	42	.75	-17	-103	1	4	3.3	12	K Package
VCO190-1275TY	1200	1350	0.5	4.5	45	1	-18	-100	3	3	5	13	T Package
VCO190-1225UY	1210	1240	1	4.2	14	3	-15	-109	0.2	1	5	15	U Package
RFVC-7036	1212	1248	0.5	4.5	15	0	-15	-110	1	2	5	15	K Package
RFVC-7037	1260	1296	0.5	4.5	15	0	-15	-110	1	2	5	15	K Package
RFVC-7062	1270	2220	1.6	17	85	6	-15	-100	1	10	5	23	R14
VCO191-1305UY	1280	1330	0.4	4	24	-3	-15	-102	1.5	2	3	6	U Package
RFVC-7029	1281	1339	0.4	2.8	34	-3	-15	-100	1.5	2	3	8	U Package
RFVC7090	1295	1355	0.5	4.5	35	0	-20	-111	5	10	5	15	K Package
RFVC7086	1350	1800	4.5	20	38	7	-10	-100	2	4	5	23	U Package
RFVC7091	1395	1455	0.5	4.5	35	0	-20	-110	5	10	5	15	K Package
RFVC-7068	1400	1600	0.5	2.6	150	0	-15	-95	3	3	3.1	10	K Package
RFVC7102	1420	2440	0.5	12	102	8	-15	-90	1	7	15	25	R16
RFVC-7022	1450	1540	0.5	4.5	35	0	-20	-101	1	2	3.3	15	W Package 61513C
RFVC-7002	1479	1554	0.5	4.5	23	0	-20	-125	0.8	0.5	5	30	T Package
RFVC-7010	1495	1540	0.5	4.5	20	0	-15	-108	1	2	5	15	K Package
RFVC-7016	1495	1570	0.5	4.5	27	0	-15	-106	1	2	5	15	K Package
VCO190-1550TY	1500	1600	1	6	35	3	-15	-102	2	2	5	11	T Package
RFVC-7079	1500	1700	0.2	2.8	150	0	-15	-93	3	3	3	12	K Package
RFVC7080	1509	1584	1.4	4.85	50	4	-15	-100	2.3	4	5.25	35	E Package
RFVC-7069	1565	1845	0.75	4.75	90	3	-15	-95	1	1	5	15	T Package
RFVC7104	1580	1700	0.2	2.8	100	0	-25	-93	3	1	3	12	K Package

Model Number	Min Freq (MHz)	Max Freq (MHz)	Min Tune (Vdc)	Max Tune (Vdc)	K_{vco} (MHz/V) typ.	P_{out} (dBm) typ.	2nd Har (dBc) typ.	→ Noise (10kHz, dBc) typ.	Pushing (MHz/V) typ.	Pulling (MHz, p-p) typ.	Supply (Vdc) typ.	Current (mA) typ.	Case Outline
RFVC-7017	1590	1665	0.5	4.5	30	0	-15	-104	2	4	5	15	K Package
RFVC-7011	1635	1695	0.5	4.5	30	0	-15	-104	2	4	5	15	K Package
RFVC-7007	1646	1738	1	3.9	42	3	-15	-101	0.4	0.5	5	25	T Package
RFVC7083	1649	1709	1.4	4.85	42	4	-15	-100	2.3	4	5.25	35	E Package
RFVC7095	1662	1708	0.5	4.5	22	0	-15	-106	2	4	5	15	K Package
RFVC-7041	1667	1709	1	3.9	22	3	-15	-102	0.2	1	5	25	T Package
RFVC-7048	1685	1735	1	3.9	34	0	-15	-105	0.2	0.2	5	23	T Package
RFVC-7001	1700	1850	0.5	4.5	70	0	-15	-96	1	11	5	11	T Package
RFVC-7018	1705	1765	0.5	4.5	25	0	-15	-104	2	4	5	15	K Package
RFVC-7012	1715	1775	0.5	4.5	30	0	-15	-104	2	4	5	15	K Package
RFVC-7028	1751	1848	1	3.9	52	3	-15	-100	1	2	5	25	T Package
RFVC7125	1820	2140	1.3	20	20	0	-15	-104	0.2	0.4	5	25	U Package
RFVC7081	1805	1880	1.4	4.85	50	4	-15	-100	2.3	4	5.25	35	E Package
RFVC-7070	1845	2095	0.75	4.75	85	3	-15	-95	1	1	5	25	T Package
RFVC7109	1850	1920	0.5	4.5	30	5	-20	-102	2	8	5	15	K Package
RFVC-7013	1895	1940	0.5	4.5	20	0	-15	-104	2	4	5	15	K Package
RFVC-7019	1895	1955	0.5	4.5	30	0	-15	-103	2	4	5	15	K Package
VC0190-1950TY	1900	2000	1	6	35	3	-15	-100	2	2	5	11	T Package
RFVC7112	1930	2000	0.5	4.5	30	0	-20	-102	2	4	5	15	K Package
RFVC7113	2047.6	2117.2	0.5	4.5	30	0	-20	-102	2	4	5	15	K Package
VC0190-2200TY	2100	2300	0.5	4.5	80	0	-14	-95	3	5	5	12	T Package
VC0790-2300TY	2100	2500	0.5	4.5	192	3	-25	-90	10	12.5	5	15	T Package
VC0793-2300TY	2100	2500	0.5	4.5	192	3	-25	-90	10	12.5	12	15	T Package
VC0190-2275TY	2200	2350	1	10	30	5	-15	-102	1	3	5	15	T Package
RFVC-7071	2226.5	2226.5	0.5	4.5	15	5	-20	-100	1	2	5	40	T Package
RFVC-7061	2280	2420	0.5	4.5	45	0	-20	-96	1	6	3.3	15	W Package 61513C
RFVC-7020	2285	2355	0.5	4.5	30	0	-15	-100	2	4	5	15	K Package
RFVC7096	2352	2408	0.5	4.5	34	0	-15	-101	2	4	5	15	K Package
VC0190-2420TY	2370	2470	0.5	4.5	45	2	-20	-98	1.5	2	5	14	T Package
VC0191-2450UY	2400	2500	0.4	2.7	55	-3	-15	-93	3	3	3	7	U Package
VC0790-2560KY	2400	2685	1	4	217	6	-15	-89	4	19	4.1	26	K Package
VC0190-2600TY	2500	2700	0.5	4.5	90	0	-15	-91	3	5	5	12	T Package
RFVC7097	2512	2618	0.5	4.5	25	0	-20	-100	2	4	5	15	K Package
RFVC7107	2550	2640	0.5	4.5	35	0	-20	-98	1	6	3.3	15	W Package 61513C
VC0190-2800TY	2750	2850	0.5	4.5	45	2	-18	-96	3	2	5	16	T Package
VC0190-2925TY	2850	3000	1	10	30	5	-15	-102	1	3	5	15	T Package
VC0790-2965KY	2865	3065	1	4	195	6	-15	-89	3	27	4.1	26	K Package
RFVC7126	3300	3360	0.5	2.5	78	1	-30	-84	28	4	2.8	16	K Package
VC0190-3925TY	3850	4000	1	10	30	5	-15	-94	1	15	5	15	T Package
VC0190-4025TY	3950	4100	1	10	30	5	-15	-94	1	15	5	15	T Package
RFVC7093	4100	4300	0	9	27	3	-15	-91	2	13	5	15	K Package

RFVC-2000-3999 (UMZ)

Model Number	Min Freq (MHz)	Max Freq (MHz)	Min Tune (Vdc)	Max Tune (Vdc)	K_{vco} (MHz/V) typ.	P_{out} (dBm) typ.	2nd Har (dBc) typ.	→ Noise (10kHz,dBc) typ.	Pushing (MHz/V) typ.	Pulling (MHz,p-p) typ.	Supply (Vdc) typ.	Current (mA) typ.	Case Outline
UMZ-213-A16-G	50	100	0	5	14	+8	-20	-107	0.3	0.5	10	18	A16
UMZ-2029-D16-G	60	80	1	4	9	7	-15	-118	1	1	5	16	D16
UMZ-1806-D16-G	70	170	0	15	7.5	9	-25	-120	0.5	0.1	12	25	D16
UMZ-1409-A16B-G	80.5	86	0.2	3.8	3	6	-17	-123	0.2	0.1	4.6	20	A16
UMZ-1561-D16-G	85	120	0.5	15	4	9	-25	-125	0.5	0.5	5	20	D16
UMZ-197-A16-G	96	133	0	11	6.5	+10	-25	-105	0.2	0.5	12	16	A16
UMZ-1155-R16-G	100	100	0.5	4.5	1	+9	-25	-135	0.1	0.1	5	15	R16
UMZ-2072-R16-G	100	100	1	9	0.5	10	-15	-135	0.1	0.1	10	17	R16
UMZ-343-D16-G	100	120	0.5	4.5	10	+1.5	-8	-123	0.3	2	5	11	D16
UMZ-1776-D16-G	100	135	5	4.5	10	7	-20	-125	0.1	0.5	5	20	D16
RFVC-2020	105	105	0.5	4.5	1	5	-25	-135	0.1	0.1	5	15	D16
UMZ-1753-R16-G	112	225	1	9	13	0	-15	-105	0.5	1	3	15	R16
UMZ-566-A16-G	120	165	0.5	6	11	+8	-30	-103	0.8	0.5	5	10	A16
UMZ-266-A16-G	125	135	0.5	4.5	5	+11	-30	-113	0.2	1	5	15	A16
UMZ-1153-D16-G	136	174	0.5	4.5	13	+9	-25	-123	0.3	0.5	5	22	D16
UMZ-344-A16-G	140	265	1	15	11	+10	-25	-103	0.5	2	12	17	A16
UMZ-477-A16-G	147	221	1	11	10	+10	-25	-107	0.3	0.5	12	18	A16
UMZ-951-D16-G	150	250	1	12	12	+9	-25	-116	1	0.1	5	26	D16
UMZ-1496-R16-G	150	300	1	16	12	8	-25	-102	1	0.2	5	15	R16
UMZ-1188-R16-G	160	180	0.5	4.5	12	+3	-25	-103	0.5	0.5	4.75	8	R16
UMZ-1758-D16-G	161	223	0.25	4.5	15	6	-15	-115	0.5	0.1	5	18	D16
UMZ-1098-D16-G	169	179	0.5	4.5	5	+2.5	-13	-117	0.3	0.5	3	8.5	D16
UMZ-552-A16-G	197	230	0.5	5.5	18	+11	-25	-102	1	2	6	16	A16
UMZ-1154-D16-G	200	239	0.5	4.5	13	+8	-25	-122	0.4	0.5	5	20	D16
UMZ-567-A16-G	200	240	0.5	6	15	+9	-30	-102	0.6	1	5	10	A16
RFVC-2021	200	260	0.5	7.5	11	5	-25	-119	0.4	0.5	8	25	D16
UMZ-1738-D16-G	200	500	0	18	18	6	-15	-112	1	1	5	27	D16
UMZ-1955-D16-G	205	350	0.5	11.5	16	-3	-15	-111	0.5	1	3.3	20	D16
UMZ-1333-D16-G	211	221	0.5	4.5	5	2.5	-15	-115	0.1	0.5	3	8	D16
UMZ-1757-R16-G	225	450	1	9	26	0	-15	-105	0.5	1	3	15	R16
UMZ-1844-R16-G	225	470	0.5	11.5	26	0	-15	-109	0.5	1	3	15	R16
UMZ-555-A16-G	265	310	0.5	5.5	18	+11	-25	-102	1	2	6	16	A16
UMZ-457-A16-G	295	323	0.5	4.5	18	+3	-25	-100	0.5	2	5	10	A16
UMZ-1497-R16-G	295	530	1	15	22	8	-30	-100	1	2	5	28	R16
UMZ-149-A16-G	300	345	0.5	4.5	18	+3	-20	-100	1	1	5	15	A16
UMZ-362-A16-G	300	400	1	15	16	+10	-30	-103	1.5	0.5	12	15	A16
UMZ-565-A16-G	300	440	0	5.5	38	+11	-8	-103	1	5	6	19	A16
UMZ-1650-R16B-G	316	361	0.5	4.5	13	0	-15	-113	0.5	0.5	5	25	R16
UMZ-143-A16-G	322	352	0.5	4.5	15	+3	-13	-115	0.5	2	5	15	A16
UMZ-1835-A16-G	322	352	0.5	4.5	14	0	-13	-115	0.5	2	5	15	A16
UMZ-1052-A16-G	325	775	0	12	45	+7	-13	-105	0.5	5	12	25	A16
RFVC2064	335	351	0	10	8	5	-15	-110	0.2	0.5	5	25	A16
RFVC-2022	340	400	0.5	7.5	15	5	-14	-115	0.5	0.3	8	20	D16
UMZ-1424-D16-G	340	490	1	9	24	0	-15	-105	0.5	1	3	15	D16
UMZ-954-D16-G	350	350	0.5	4.5	4.5	+2	-15	-122	0.2	0.1	5	28	D16
UMZ-1948-D16-G	350	500	0	5	39	5	-15	-110	1.5	1	5	28	D16

Model Number	Min Freq (MHz)	Max Freq (MHz)	Min Tune (Vdc)	Max Tune (Vdc)	K _{vco} (MHz/V) typ.	P _{out} (dBm) typ.	2nd Har (dBc) typ.	→ Noise (±10kHz, dBc) typ.	Pushing (MHz/V) typ.	Pulling (MHz, p-p) typ.	Supply (Vdc) typ.	Current (mA) typ.	Case Outline
UMZ-1214-R16-G	358	377	0.5	4.5	8	0	-15	-122	0.25	0.25	4.7	15	R16
UMZ-220-A16-G	370	380	0.5	4.5	6	0	-15	-119	0.5	1	5	15	A16
UMZ-1306-R16-G	374	390	0.5	4.5	8	0	-15	-120	0.1	0.2	4.7	16	R16
UMZ-144-A16-G	376	410	0.5	4.5	13	+3	-20	-118	1	1	5	15	A16
UMZ-222-A16-G	380	380	1	4	6	0	-20	-116	0.2	0.3	5	12	A16
RFVC-2026	380	410	0.5	4.5	12	3	-15	-118	1	1	5	15	A16
UMZ-198-D16-G	380	450	0.2	4.8	22	0	-14	-115	0.5	0.3	5	14	D16
RFVC2065	386	405	0	10	8	5	-15	-110	0.2	0.5	5	25	A16
UMZ-1044-R16-G	390	406	0.5	4.5	8	0	-14	-122	0.1	0.1	4.75	15	R16
UMZ-219-A16-G	390	415	0.5	4.5	12	0	-20	-117	0.5	0.5	5	15	A16
UMZ-662-D16-G	390	520	0	5	32	+5	-17	-110	1.5	1	5	28	D16
UMZ-663-D16-G	390	520	0	5	32	+8	-15	-107	1	1	8	29	D16
UMZ-1086-A16-G	392	800	2	13	45	+10	-13	-105	0.5	5	12	25	A16
UMZ-867-D16-G	400	500	0.5	4.5	37	5	-15	-110	1	1	5	20	D16
UMZ-584-A16-G	400	700	1	9	50	+10	-10	-102	0.4	5	12	27	A16
UMZ-211-A16-G	400	800	0.4	4.6	100	0	-15	-100	5	2	5	27	A16
UMZ-1215-R16-G	403	422	0.5	4.5	8	0	-15	-120	0.25	0.25	4.7	15	R16
UMZ-1043-R16-G	405	425	0.5	4.5	8	0	-14	-121	0.25	0.2	4.75	15	R16
UMZ-672-D16-G	406	426	0.5	4.5	13	+5	-15	-115	0.5	0.3	5	27	D16
UMZ-1307-R16-G	419	435	0.5	4.5	8	0	-14	-121	0.1	0.2	4.7	15	R16
UMZ-443-D16-G	428.6	448.6	1	12	6	+8	-15	-112	0.2	1	5	25	D16
UMZ-1085-A16-G	430	700	2	13	45	+10	-13	-105	0.5	5	12	25	A16
UMZ-1150-R16-G	435	451	0.5	4.5	8	0	-15	-120	0.1	0.2	4.7	15	R16
UMZ-407-D16-G	440	460	0.5	4.5	13	+5	-15	-115	0.5	0.3	5	27	D16
UMZ-1151-R16-G	450	470	0.5	4.5	8	0	-15	-120	0.1	0.2	4.7	15	R16
UMZ-195-D16-G	450	533	0.2	4.8	23	0	-15	-115	0.5	0.5	5	14.5	D16
RFVC-2037	455	465	0.5	4.5	7	0	-15	-120	0.1	0.2	5	15	R16
UMZ-1087-A16-G	460	920	2	13	45	+10	-15	-103	0.4	5	12	25	A16
UMZ-1308-R16-G	464	480	0.5	4.5	8	0	-15	-121	0.1	0.2	4.7	15	R16
RFVC-2038	475	485	0.5	4.5	7	0	-15	-120	0.1	0.2	5	15	R16
UMZ-1309-R16-G	480	496	0.5	4.5	8	0	-15	-121	0.1	0.2	4.7	15	R16
UMZ-313-D16-G	493	602	2	12	13	+5	-15	-116	0.5	1	5	20	D16
UMZ-1216-R16-G	496	512	0.5	4.5	8	0	-15	-120	0.25	0.25	4.7	15	R16
UMZ-408-D16-G	500	850	0.5	8.5	55	+5	-18	-103	0.5	4	5	24	D16
RFVC-2028	525	535	0.5	4.5	8	0	-15	-120	0.2	0.1	5	15	R16
UMZ-196-D16-G	532	595	0.2	4.8	22	+1	-13	-115	0.5	0.5	5	11	D16
RFVC-2006	534	716	0.5	11.5	20	-3	-15	-115	2	1	3.3	15	R16
UMZ-431-A16-G	540	560	1	4	14	+2.5	-13	-110	0.3	0.5	5	16	A16
RFVC-2029	545	555	0.5	4.5	8	0	-15	-120	0.2	0.1	5	15	R16
UMZ-735-D16-G	560	560	0.5	4.5	10	0	-15	-116	0.5	0.5	5	15	D16
RFVC-2039	570	580	0.5	4.5	7	0	-15	-120	0.1	0.2	5	15	R16
UMZ-218-A16-G	580	620	0.5	4.5	15	0	-15	-116	0.2	1	5	14	A16
UMZ-221-A16-G	600	650	0.5	4.5	18	0	-20	-115	0.5	1	5	14	A16
RFVC2058	600	700	1	10	22	8	-15	-115	2	1	8	28	D16
UMZ-249-A16-G	600	1200	0	13	60	+10	-20	-103	0.5	5	12	27	A16
UMZ-502-A16-G	600	1235	1	13	65	+11	-20	-103	0.3	5	12	26	A16
UMZ-102-A16-G	610	634	0.5	4.5	9	0	-8	-115	0.2	1	5	27	A16
UMZ-1489-R16-G	620	710	0.5	4.5	30	0	-15	-113	0.5	1	5	17	R16
UMZ-460-A16-G	622	622	0.5	4.5	9	0	-8	-115	0.2	1	5	27	A16

PRODUCTS

Model Number	Min Freq (MHz)	Max Freq (MHz)	Min Tune (Vdc)	Max Tune (Vdc)	K_{vco} (MHz/V) typ.	P_{out} (dBm) typ.	2nd Har (dBc) typ.	→ Noise (10kHz,dBc) typ.	Pushing (MHz/V) typ.	Pulling (MHz,p-p) typ.	Supply (Vdc) typ.	Current (mA) typ.	Case Outline
UMZ-1290-A16-G	625	1075	0	12	45	7	-15	-105	1	5	5	28	A16
UMZ-1921-A16-G	625	1075	0	12	45	7	-15	-106	1	2	8	30	A16
UMZ-1433-D16-G	650	760	0.5	4.5	38	0	-15	-110	1	1	5	17	D16
UMZ-1850-D16-G	653	679	0.5	4.5	13	0	-15	-112	0.5	1	4.75	23	D16
UMZ-469-A16-G	655	665	1	4	15	+7.5	-15	-112	0.5	1	8	27	A16
UMZ-442-A16-G	658	757	1	12	13	+5	-20	-115	0.2	1	8	27	A16
UMZ-141-A16-G	674	814	0.5	4.5	45	+9	-15	-111	0.5	1	10	26	A16
UMZ-1992-A16-G	675	825	0.5	4.5	50	3	-15	-107	1	1	5	20	A16
UMZ-1099-D16-G	676	716	0.5	4.5	15	+2	-13	-108	0.5	0.5	3	9	D16
UMZ-285-A16-G	698	722	0.5	4.5	11	+5	-15	-115	0.5	1	5	27	A16
UMZ-1808-A16-G	700	900	0.5	4.5	60	0	-18	-107	1	0.3	4.6	16	A16
UMZ-992-D16-G	700	1000	1	18	20	0	-12	-112	0.5	1	8	28	D16
UMZ-379-A16-G	700	1200	1.5	13	65	+11	-20	-103	0.5	6	15	27	A16
UMZ-1851-D16-G	709	745	0.5	4.5	14	0	-15	-112	0.5	1	4.75	23	D16
UMZ-106-A16-G	736	760	0.5	4.5	13	0	-20	-115	0.2	1	5	25	A16
UMZ-868-D16-G	740	800	0.5	4.5	20	0	-15	-110	1	1	3.3	15	D16
UMZ-129-A16-G	745	885	0.5	4.5	45	+9	-12	-108	1	2	10	25	A16
UMZ-499-A16-G	748	748	0.5	4.5	10	0	-20	-118	0.2	1	5	25	A16
UMZ-815-D16-G	750	830	0.5	4.5	28	+4.0	-15	-112	0.5	0.5	5	20	D16
UMZ-1088-R16-G	750	1300	0.5	10	70	+7	-20	-102	0.5	5	12	28	R16
UMZ-632-A16-G	750	1350	2	13	60	+7	-20	-103	0.2	5	12	29	A16
UMZ-812-D16-G	757	762	0.5	4.5	10	0	-20	-116	0.5	1	5	27	D16
UMZ-103-A16-G	759	787	0.5	4.5	10	0	-13	-118	0.1	1	5	21	A16
UMZ-1434-D16-G	760	875	0.5	4.5	40	0	-15	-110	1	1	5	17	D16
UMZ-461-A16-G	773	773	0.5	4.5	9	0	-13	-115	0.1	1	5	21	A16
UMZ-194-D16-G	777	880	0.5	4.5	35	-3	-15	-110	1	0.5	5	13	D16
UMZ-1880-D16-G	777	880	0.5	4.5	35	0	-15	-110	1	1	5	13	D16
UMZ-326-D16-G	800	815	1	4	16	+4	-10	-112	0.3	1.5	5	13	D16
UMZ-325-A16-G	800	890	1	8	21	-4	-15	-112	0.2	0.5	5	15	A16
UMZ-575-D16-G	800	950	1	15	18	0	-20	-114	1	1	5	26	D16
UMZ-993-D16-G	800	1150	1	18	24	0	-12	-110	0.2	1	8	28	D16
UMZ-1600-A16-G	800	1550	0	5	200	6	-20	-100	1.5	15	10	25	A16
UMZ-1398-A16-G	800	1600	0	5	175	+6	-20	-97	2	5	5	25	A16
UMZ-1601-A16-G	800	1600	0	6	200	6	-20	-100	1.5	15	10	25	A16
RFVC-2040	821	831	0.5	4.5	7	0	-15	-116	1	1	5	25	R16
UMZ-425-A16-G	823	849	0.5	4.5	13	+3	-15	-113	0.3	1	5	14	A16
RFVC-2051	823	849	0.5	4.5	13	7	-15	-113	0.3	3	5	30	A16
UMZ-833-D16-G	830	970	0.5	4.5	45	2	-15	-110	0.5	1	5	27	D16
UMZ-1491-D16-G	830	970	0.5	4.5	45	7	-15	-110	0.5	1	5	27	D16
UMZ-1074-D16-G	835	1263	0.3	4.8	130	+6	-15	-100	1.5	1	5	27	D16
UMZ-934-R16-G	845	875	1	4	14	3.5	-15	-113	0.1	1	5	15	R16
UMZ-1250-D16-G	850	910	0.5	4.5	22	4	-20	-111	0.5	0.5	4.75	23	D16
UMZ-1492-A16-G	860	960	0.5	4.5	45	2	-15	-110	0.5	1	5	27	A16
RFVC-2041	861	871	0.5	4.5	6.5	0	-15	-116	1	1	5	25	R16
UMZ-605-A16-G	869	894	0.5	4.5	14	0	-16	-114	0.5	1	5	25	A16
UMZ-583-A16-G	876	915	0.5	4.5	16	0	-20	-115	1	1	5	25	A16
UMZ-193-D16-G	880	960	0.5	4.5	30	-3	-15	-110	1	0.5	5	13	D16
UMZ-1993-A16-G	880	1050	0.5	4.5	72	3	-15	-105	1	1	5	20	A16
UMZ-505-A16-G	890	960	0.5	4.5	27	+2	-20	-110	1.5	1	5	27	A16

Model Number	Min Freq (MHz)	Max Freq (MHz)	Min Tune (Vdc)	Max Tune (Vdc)	K _{vco} (MHz/V) typ.	P _{out} (dBm) typ.	2nd Har (dBc) typ.	→ Noise (±10kHz, dBc) typ.	Pushing (MHz/V) typ.	Pulling (MHz, p-p) typ.	Supply (Vdc) typ.	Current (mA) typ.	Case Outline
UMZ-1651-R16-G	890	1210	0.5	11	34	0	-15	-110	1	0.5	8	30	R16
UMZ-1369-A16-G	900	900	0.5	4.5	10	0	-15	-115	0.2	1	5	22	A16
UMZ-479-D16-G	900	1100	1	11	26	+4	-20	-111	0.5	1	5	27	D16
UMZ-1567-A16-G	900	1100	1	11	26	4	-20	-111	0.5	1	5	27	A16
UMZ-1480-D16-G	900	1600	1	18	42	7	-20	-108	1	2	8	30	D16
UMZ-1325-D16-G	900	1800	0.5	17	60	3	-20	-100	0.5	2	7	30	D16
UMZ-1251-D16-G	910	975	0.5	4.5	22	4	-20	-111	0.5	0.5	4.75	23	D16
UMZ-275-A16-G	915	1167	1	10	40	+3	-15	-110	1	1	5	27	A16
UMZ-464-A16-G	920	1455	0	12	60	+13	-20	-102	0.5	15	12	30	A16
UMZ-294-A16-G	925	1525	0.5	10.5	70	+5	-20	-102	0.3	3	10.5	28	A16
UMZ-1361-D16-G	925	1625	0.5	9.5	95	6	-20	-102	0.2	5	10	26	D16
UMZ-330-A16-G	940	1060	1	5	37	+11	-20	-105	0.5	0.2	9	35	A16
UMZ-602-D16-G	950	1150	1	12	21	+4	-20	-112	0.5	1	5	27	D16
UMZ-182-A16-G	950	1525	2	12	65	+12	-20	-103	0.6	15	12	31	A16
UMZ-184-A16-G	950	1600	1	13.5	62	+12	-25	-102	0.4	15	12	31	A16
UMZ-1394-A16-G	950	1600	1	13.5	62	+12	-25	-103	0.4	15	12	31	A16
UMZ-1102-D16-G	950	1750	1.5	16	65	+8	-20	-103	0.4	10	12	27	D16
UMZ-345-A16-G	950	1750	1	16	65	+12	-20	-100	1.5	15	12	31	A16
UMZ-400-D16-G	950	1750	1.5	16	65	+8	-20	-103	0.3	5	12	29	D16
UMZ-749-R16-G	950	1750	1.5	16	65	+8	-20	-100	1	5	5	25	R16
UMZ-887-D16-G	962	1213	0.5	4.5	83	+6	-15	-106	1	2	5	20	D16
UMZ-1370-A16-G	962.5	962.5	0.5	4.5	10	10	-15	-115	0.2	1	5	22	A16
UMZ-230-D16-G	973	986	0.5	4.5	16	+1	-20	-117	0.2	0.5	5	25	D16
UMZ-1063-D16-G	974	1074	0	12	11	+7	-15	-114	0.1	2	8	28	D16
UMZ-1377-D16-G	979	1018	0.5	4.5	20	1	-15	-115	0.2	1	5	25	D16
UMZ-108-D16-G	990	1130	1	8.5	23	+5	-20	-112	1	2	5	28	D16
UMZ-432-A16-G	995	1155	1	4	75	+2.5	-12	-106	0.5	2	5	15	A16
UMZ-533-D16-G	1000	1100	0.5	4.5	37	+11	-20	-112	2.5	4	5	29	D16
UMZ-980-D16-G	1000	1250	2	12	32	0	-12	-110	0.5	1	8	28	D16
RFVC-2013	1000	1250	2	12	32	0	-12	-110	0.5	1	8	28	D16
UMZ-1156-D16-G	1000	1300	0	13	33	0	-13	-112	0.1	1	10	28	D16
UMZ-1097-D16-G	1000	1400	0.5	9.5	90	+9	-20	-102	0.5	5	10	25	D16
UMZ-402-D16-G	1000	1760	0.5	9.5	90	+9	-20	-102	0.5	15	10	25	D16
UMZ-185-A16-G	1000	1780	1.7	13.7	80	+12	-20	-102	1.5	15	12	31	A16
UMZ-1414-A16-G	1000	1780	1.7	13.7	80	+12	-20	-102	1.5	15	12	31	A16
UMZ-1451-R16-G	1000	2000	1	14	80	0	-20	-98	1.5	2	5	28	R16
UMZ-582-A16-G	1020	1020	0.5	4.5	20	+2	-13	-113	0.5	0.5	8	25	A16
UMZ-1371-A16-G	1025	1025	0.5	4.5	10	0	-15	-115	0.2	1	5	22	A16
UMZ-1252-D16-G	1030	1135	0.5	4.5	38	3	-15	-110	1	0.5	4.75	23	D16
UMZ-638-R16-G	1046	1046	0.5	4.5	7.5	0	-18	-115	0.1	0.3	5	26	R16
UMZ-654-A16-G	1080	1150	0.5	4.5	24	0	-15	-115	1	1	5	26	A16
UMZ-1372-A16-G	1087.5	1087.5	0.5	4.5	10	0	-15	-115	0.2	1	5	25	A16
RFVC-2017	1088	1600	0.5	20	32	0	-10	-108	2	2	5	28	D16
UMZ-1253-D16-G	1090	1200	0.5	4.5	38	3	-20	-110	1.5	0.5	4.75	23	D16
UMZ-268-D16-G	1100	1200	0.5	4.5	38	+11	-20	-112	2.5	2	5	29	D16
UMZ-450-A16-G	1140	1140	0.5	3.5	16	+8	-15	-112	0.3	2	5	19	A16
UMZ-1926-D16-G	1142.5	1207.5	0.5	4.5	25	4	-15	-107	0.5	1	5	27	D16
UMZ-1410-A16-G	1150	1150	0.5	4.5	20	4	-15	-115	1	0.7	4.6	25	A16
UMZ-136-A16-G	1160	1160	0.5	4.5	16	+2	-15	-115	0.4	1	5	26	A16

PRODUCTS

Model Number	Min Freq (MHz)	Max Freq (MHz)	Min Tune (Vdc)	Max Tune (Vdc)	K_{vco} (MHz/V) typ.	P_{out} (dBm) typ.	2nd Har (dBc) typ.	→ Noise (10kHz, dBc) typ.	Pushing (MHz/V) typ.	Pulling (MHz, p-p) typ.	Supply (Vdc) typ.	Current (mA) typ.	Case Outline
UMZ-639-D16-G	1176	1176	0.5	4.5	10	+5	-20	-116	0.5	3	5	25	D16
UMZ-636-R16-G	1181	1640	0.5	16	36	8.0	-20	-109	0.3	3	10	28	R16
UMZ-429-A16-G	1190	1360	1	4	72	+2.5	-15	-104	0.5	4	5	15	A16
UMZ-454-A16-G	1195	1205	1	4	11	+7.5	-15	-115	0.3	2	8	25	A16
UMZ-156-A16-G	1200	1300	1	8	25	+8	-20	-108	1	2	5	27	A16
UMZ-301-A16-G	1200	1400	0.5	4.5	82	+4	-20	-105	1.5	1	5	27	A16
UMZ-1766-D16-G	1200	1600	0	15	33	7	-15	-105	1	4	6	28	D16
UMZ-558-A16-G	1200	1775	2.5	12	75	+2	-20	-100	1	10	4.7	24	A16
UMZ-104-A16-G	1218	1262	0.5	4.5	16	+8	-15	-112	0.3	2	5	19	A16
UMZ-589-A16-G	1225	1225	0.5	4.5	11	0	-15	-116	0.2	1	5	24	A16
UMZ-1927-D16-G	1235	1352.5	0.5	4.5	39	5	-15	-107	0.5	1	5	27	D16
UMZ-466-A16-G	1240	1240	0.5	4.5	20	+8	-15	-115	0.5	1	5	27	A16
UMZ-974-D14-G	1240	2100	2	15	85	+6	-15	-100	1	10	5	23	D16
UMZ-1376-R14-G	1240	2100	2	16	85	6	-15	-100	1	10	5	23	R16
UMZ-981-D16-G	1250	1500	2	12	30	0	-15	-110	0.5	1	8	28	D16
UMZ-465-A16-G	1250	2120	1.2	13	85	+10	-20	-96	1	15	5	15	A16
UMZ-105-A16-G	1258	1308	0.5	4.5	18	+1	-12	-114	0.5	2	5	25	A16
UMZ-800-D16-G	1261	1626	0	11	40	0	-20	-107	0.3		10	26	D16
UMZ-1994-D16-G	1270	1315	0.5	11	15	2.5	-15	-115	1.5	1	5	30	D16
UMZ-803-D16-G	1270	1570	1	11	38	0	-13	-107	0.5	0.3	8	29	D16
UMZ-1872-R14-G	1270	2220	1.6	17	85	6	-15	-100	1	10	5	23	R16
UMZ-496-A16-G	1283	1283	0.5	4.5	15	+1	-12	-115	0.5	2	5	27	A16
UMZ-1439-A16-G	1289	1556	0.5	5.5	75	0	-15	-105	2	1	5	28	A16
UMZ-1661-A16-G	1289	1556	0.5	4.5	4.5	90	-15	-103	2	1	5	20	A16
UMZ-298-A16-G	1295	1335	0.5	4.5	18	0	-15	-113	0.8	1	5	27	A16
UMZ-334-A16-G	1295	1335	0.5	4	22	0	-15	-113	1.2	1	5	27	A16
UMZ-834-D16-G	1300	1500	0.5	4.5	68	3	-15	-105	0.5	1	8	28	D16
UMZ-1157-D16-G	1300	1600	0	13	28	0	-13	-110	0.5	0.5	10	27	D16
UMZ-1583-D16-G	1300	1700	2	10	62	0	-15	-103	1	1	5	30	D16
UMZ-641-D14-G	1311	2070	2	15	80	+10	-20	-102	1	15	12	31	D16
UMZ-850-D16-G	1330	1580	3	17	30	0	-15	-108	0.8	0.5	5	27	D16
UMZ-1365-I12-G	1350	1350	0.5	4.5	11	8	-15	-105	0.2	4	5	26	I12
UMZ-1971-D16-G	1350	1550	1	9	30	8	-13	-109	0.5		10	27	D16
UMZ-210-A16-G	1375	1700	0.5	4.5	110	0	-20	-104	1.5	1	5	26	A16
UMZ-131-R16-G	1400	1850	0	9	60	+9	-20	-102	2	4	5	26	R16
UMZ-174-A16-G	1410	1510	0.5	4.5	36	+3	-20	-106	1	2	5	26	A16
UMZ-401-D16-G	1430	2230	2	16	80	+10	-20	-97	1.5	15	12	29	D16
UMZ-557-A16-G	1438	1442	1	4	10	+2	-15	-116	0.2	3	5	25	A16
UMZ-110-A16-G	1440	1700	0.3	4.5	85	+2.5	-20	-105	1.5	5	5	24	A16
UMZ-1874-R16-G	1450	1775	2	13	35	3	-20	-110	2	2	8	30	R16
UMZ-1089-D16-G	1460	1825	0.5	18	24	0	-20	-107	0.5	1	8	28	D16
UMZ-807-D16-G	1480	1720	1.5	13	24	0	-20	-107	0.5	1	8	28	D16
UMZ-2030-D16-G	1482	1482	1	4	9	7	-15	-114	0.5	3	5	27	D16
UMZ-140-A16-G	1500	1600	0.5	4.5	36	+2	-20	-108	0.5	1	5	25	A16
UMZ-204-A16-G	1500	1620	1	8.5	22	+5	-20	-108	0.3	1.5	5	28	A16
UMZ-835-D16-G	1500	1700	0.5	4.5	70	3	-20	-105	0.5	1	8	28	D16
UMZ-982-D16-G	1500	1750	2	12	28	0	-15	-110	0.5	0.5	8	28	D16
UMZ-302-A16-G	1510	1650	1.5	12	24	0	-25	-107	0.5	1	8	15	A16
UMZ-1189-D16-G	1520	1635	0.5	4.5	38	+3	-20	-107	0.5	1	4.75	20	D16

Model Number	Min Freq (MHz)	Max Freq (MHz)	Min Tune (Vdc)	Max Tune (Vdc)	K_{vco} (MHz/V) typ.	P_{out} (dBm) typ.	2nd Har (dBc) typ.	→ Noise (±10kHz, dBc) typ.	Pushing (MHz/V) typ.	Pulling (MHz, p-p) typ.	Supply (Vdc) typ.	Current (mA) typ.	Case Outline
UMZ-1406-D16-G	1524	1862	2	24	24	6	-20	-110	1	5	8	28	D16
UMZ-165-A16-G	1550	1650	0.5	4.5	45	+2	-15	-102	1	4	5	17	A16
UMZ-2048-R16-G	1550	2600	1	17	80	5	-20	-100	1	4	8	27	R16
UMZ-280-D16-G	1570	1630	0.5	4.5	25	+3	-20	-108	0.5	2	5	27	D16
UMZ-1218-D16-G	1575	2075	0	10	60	4	-20	-100	1.5	8	5	27	D16
UMZ-665-A16-G	1580	1810	0.5	4.5	80	+3	-20	-104	2	5	5	26	A16
RFVC-2002	1580	1930	0.5	4.5	115	1	-15	-99	4	1	7	27	D16
UMZ-2031-D16-G	1583	1583	1	4	11.5	7	-15	-113	0.5	3	5	27	D16
UMZ-309-D16-G	1590	1855	2	10	55	+5	-30	-105	0.5	1.5	5	25	D16
UMZ-150-A16-G	1600	2000	1.3	13	40	+14	-20	-100	1.5	15	12	25	A16
UMZ-1392-A16-G	1600	2000	1.3	13	40	+14	-20	-100	1.5	15	12	25	A16
RFVC-2018	1600	2080	0.5	20	30	0	-15	-106	1	1	5	28	D16
UMZ-456-A16-G	1600	2100	1	14	45	+11	-15	-100	1	10	12	28	A16
UMZ-1064-A16-G	1600	2250	0	11	75	0	-13	-100	2	2	8	28	A16
RFVC-2046	1600	2950	0	18	85	5	-20	-95	2	5	11	27	D16
UMZ-317-D16-G	1600	2700	0.8	17	80	+5	-20	-97	2	5	11	27	D16
UMZ-1996-D16-G	1610	1640	0.5	11	15	2.5	-15	-115	1.5	1	5	30	D16
UMZ-1101-R16-G	1630	1638	0.5	4.5	9	+2.5	-20	-113	0.1	1	5.1	25	R16
UMZ-405-D16-G	1630	1850	0.5	4.5	75	+2.5	-18	-105	1	1	5	26	D16
UMZ-1942-R16-G	1640	1790	0.5	12	20	5	-15	-108	1	2	5	24	R16
UMZ-2071-R16-G	1640	1850	0.2	4.8	60	8	-15	-103	2	5	5	27	R16
UMZ-637-R16-G	1640	1945	0.5	16	32	8.0	-20	-108	0.3	2	10	28	R16
UMZ-430-A16-G	1650	1820	1	4	70	+2.5	-15	-100	1.5	5	5	15	A16
UMZ-839-D16-G	1650	2000	2	10	60	0	-15	-100	0.5	1	5	26	D16
UMZ-124-R16-G	1650	2050	0	9	60	+9	-20	-100	1.5	8	5	27	R16
UMZ-2053-R16-G	1655	1835	0.2	4.8	60	8	-15	-105	2	5	5	27	R16
UMZ-132-A16-G	1660	1680	0.5	4.5	30	0	-20	-109	0.5	1	9	20	A16
UMZ-1190-D16-G	1660	1760	0.5	4.5	36	+3	-20	-107	1	1	4.75	20	D16
UMZ-1841-A16-G	1690	1750	1	3	55	4	-15	-103	2	5	4.75	15	A16
UMZ-1928-D16-G	1692.5	1807.5	0.5	4.5	38	5	-15	-107	0.5	1	5	27	D16
UMZ-2032-D16-G	1698	1701	1	4	9	7	-15	-112	0.5	3	5	27	D16
UMZ-1840-R16-G	1700	1805	0.5	4.5	32	5	-20	-107	1	2	5	26	R16
RFVC-2023	1700	1850	0.5	7.5	27	5	-20	-107	0.5	1	8	28	D16
UMZ-836-D16-G	1700	1900	0.5	4.5	66	3	-20	-105	0.5	1	8	28	D16
UMZ-1584-D16-G	1700	2120	2	10	62	0	-15	-102	1	1	5	30	D16
UMZ-755-D16-G	1700	2150	0.5	4.5	135	+3	-15	-98	4	1.5	5	27	D16
UMZ-133-R16-G	1700	2200	0	9	73	+9	-20	-100	2	5	5	26	R16
UMZ-1560-D16-G	1700	2200	0	18	29	0	-15	-109	0.3	0.7	8	30	D16
UMZ-1836-D16-G	1700	2400	0	9	85	10	-15	-98	1	8	12	28	D16
UMZ-250-D16-G	1710	1970	1	12	35	+7	-15	-107	1	10	5	26	D16
UMZ-1998-D16-G	1725	1880	0.5	11	16	2.5	-15	-107	1.5	1	5	30	D16
UMZ-1983-D16-G	1725	2325	1	11	60	2.5	-15	-98	2	2	5	28	D16
UMZ-223-A16-G	1730	1790	0.5	4.5	28	0	-18	-107	0.5	1	5	15	A16
RFVC-2036	1732	2032	0.5	7.5	70	5	-15	-103	1	4	8	30	D16
UMZ-743-A16-G	1740	3150	1	22	85	0	-15	-95	2	2	5	27	A16
UMZ-983-D16-G	1750	2000	2	12	28	0	-15	-110	0.5	1	8	29	D16
UMZ-520-A16-G	1750	2033	1	22	25	0	-20	-104	1.5	4	5	25	A16
UMZ-342-A16-G	1760	1810	0.5	4.5	36	+3	-20	-105	2	3	5	27	A16
UMZ-843-R16-G	1765	1845	0.5	4.5	31	+5	-25	-110	0.7	1.5	5	25	R16

PRODUCTS

Model Number	Min Freq (MHz)	Max Freq (MHz)	Min Tune (Vdc)	Max Tune (Vdc)	K_{vco} (MHz/V) typ.	P_{out} (dBm) typ.	2nd Har (dBc) typ.	→ Noise (10kHz, dBc) typ.	Pushing (MHz/V) typ.	Pulling (MHz, p-p) typ.	Supply (Vdc) typ.	Current (mA) typ.	Case Outline
UMZ-1999-D16-G	1780	1950	0.5	11	18	2.5	-15	-107	1.5	1	5	30	D16
UMZ-877-R16-G	1785	1800	0.5	2.5	36	0	-20	-106	0.7	1	3	17	R16
UMZ-666-A16-G	1785	1900	0.5	4	50	+5	-20	-104	1	5	4.5	20	A16
UMZ-101-A16-G	1797	1847	0.5	4.5	25	+3	-20	-109	0.4	1	5	27	A16
UMZ-111-A16-G	1800	1890	0.5	2.5	75	+5	-25	-105	0.5	5	4.5	23	A16
UMZ-346-A16-G	1800	1900	0.5	4.5	40	0	-30	-107	0.7	0.5	5	27	A16
UMZ-914-D16-G	1800	2275	2.5	20	33	+5	-20	-105	2	1	4.7	26	D16
UMZ-455-A16-G	1822	1822	0.5	4.5	20	+3	-15	-106	0.4	5	5	27	A16
UMZ-740-A16-G	1824	2138	1	22	22	0	-20	-106	1	1	5	28	A16
UMZ-1391-D16-G	1831	2631	1	15	70	6	-15	-101	1	2	8	28	D16
UMZ-1773-R16-G	1835	2030	1.5	11	26.5	0	-15	-102	1	1.5	8	30	R16
UMZ-506-A16-G	1840	1960	2	10	25	+6	-20	-104	0.5	5	12	19	A16
UMZ-844-R16-G	1845	1925	0.5	4.5	30	+5	-20	-109	1	2	5	27	R16
UMZ-341-A16-G	1850	1940	0.5	4.5	36	+3	-20	-105	1	3	5	19	A16
UMZ-422-A16-G	1863	1927	0.5	4.5	40	+3	-20	-106	0.6	3	5	18	A16
UMZ-1642-A16-G	1874	2074	0.5	4.5	75	5	-20	-104	1	2	5	27	A16
UMZ-2000-D16-G	1875	2055	0.5	11	18	2.5	-15	-105	1.5	1	5	30	D16
UMZ-347-A16-G	1900	2000	0.5	4.5	40	0	-25	-107	1	1	5	25	A16
UMZ-1108-D16-G	1900	2500	0	15	45	0	-15	-102	1	2	10	29	D16
UMZ-667-A16-G	1910	2010	0.5	4	40	+5	-20	-105	1	2	4.5	26	A16
UMZ-288-A16-G	1920	1968	0.5	4.5	36	+3	-15	-107	0.7	0.5	5	26	A16
UMZ-606-A16-G	1940	1960	0.5	4.5	13	0	-20	-109	1	3	5	24	A16
UMZ-125-R16-G	1950	2350	0	9	60	+9	-15	-100	1.5	5	5	27	R16
UMZ-1726-R16-G	1950	2700	0	12	80	9	-20	-98	1.5	6	5	30	R16
UMZ-173-A16-G	1963	2027	0.5	4.5	36	+3	-20	-107	1	3	5	27	A16
UMZ-423-A16-G	1963	2027	0.5	4.5	40	+3	-20	-106	0.6	5	5	18	A16
UMZ-2002-D16-G	1970	2130	0.5	11	18	2.5	-15	-107	1.5	1	5	30	D16
UMZ-448-D16-G	1990	2380	0.5	15	44	+10.25	-12	-101	0.7	3	9	28	D16
UMZ-1675-D16-G	1999	2281	0.5	18	26	10	-18	-105	1	5	8	32	D16
UMZ-348-A16-G	2000	2100	0.5	4.5	40	0	-20	-107	1	1	5	27	A16
UMZ-840-D16-G	2000	2400	2	10	60	0	-15	-100	1.5	1.5	5	27	D16
UMZ-2003-D16-G	2000	2400	0.5	18	30	3.5	-19	-103	1	2	5	27	D16
UMZ-984-D16-G	2000	2500	2	12	60	0	-12	-100	1.5	1.5	8	28	D16
UMZ-1452-R16-G	2000	3000	1	14	80	0	-20	-97	2	2	5	28	R16
UMZ-1533-D16-G	2010	2485	0.5	18	33	7	-15	-105	1	3	8	30	D16
UMZ-289-A16-G	2014	2062	0.5	4.5	36	+3	-20	-105	2	1.5	5	27	A16
UMZ-521-A16-G	2033	2286	1	22	25	0	-20	-104	1.5	3	5	25	A16
UMZ-1342-D16-G	2039	2283	1	15	24	5	-15	-105	1	2	8	28	D16
UMZ-1635-D16-G	2050	2350	0.5	4.5	100	0	-15	-100	2	1	5	27	D16
UMZ-134-R16-G	2050	2750	0	9	85	+9	-20	-98	1.5	6	5	30	R16
UMZ-168-A16-G	2060	2128	0.5	4.5	36	+3	-25	-106	0.5	1	5	27	A16
UMZ-811-D16-G	2070	2620	0.5	9.5	85	+9.0	-20	-98	0.5	6	5	30	D16
UMZ-121-A16-G	2080	2132	0.5	4.5	26	+2.5	-20	-108	0.5	2	5	27	A16
UMZ-946-R16-G	2090	2178	0.5	4.5	36	+3	-20	-107	1	1	5	24	R16
UMZ-350-A16-G	2100	2200	0.5	4.5	36	0	-20	-106	1	1	5	26	A16
UMZ-169-A16-G	2108	2176	0.5	4.5	33	+3	-20	-107	1	1	5	27	A16
UMZ-736-D16-G	2120	2204	0.5	4.5	38	0	-15	-105	0.8	0.5	5	21	D16
UMZ-2083-R16-G	2120	2220	0.5	4.5	36	0	-15	-105	1	1	5	27	R16
UMZ-1585-D16-G	2120	2553	2	10	67	0	-15	-102	1	1	5	30	D16

Model Number	Min Freq (MHz)	Max Freq (MHz)	Min Tune (Vdc)	Max Tune (Vdc)	K _{vco} (MHz/V) typ.	P _{out} (dBm) typ.	2nd Har (dBc) typ.	→ Noise (±10kHz, dBc) typ.	Pushing (MHz/V) typ.	Pulling (MHz, p-p) typ.	Supply (Vdc) typ.	Current (mA) typ.	Case Outline
UMZ-1982-D16-G	2125	2725	1	11	64	2.5	-15	-97	2	2	5	28	D16
UMZ-1673-D16-G	2126	2267	0.5	18	13	0	-18	-106	1	1	8	28	D16
UMZ-1774-R16-G	2132	2223	1.5	11	14	0	-15	-107	1	1.5	8	30	R16
UMZ-741-A16-G	2137	2498	1	22	21	0	-15	-105	1	1	5	28	A16
UMZ-1891-D16-G	2142	2483	0.5	18	25	7	-15	-105	1.5	6	8	28	D16
UMZ-1966-R16-G	2150	2370	0.2	4.8	63	8	-15	-101	2	5	5	27	R16
UMZ-475-A16-G	2152.5	2152.5	0.5	4.5	20	+3	-20	-106	1	10	5	29	A16
UMZ-1244-D16-G	2155	2520	0	16	28	5	-14	-106	1	1.5	8	28	D16
UMZ-170-A16-G	2156	2224	0.5	4.5	36	+3	-25	-105	0.5	1	5	27	A16
UMZ-1889-D16-G	2170	2510	0.5	18	28	7	-15	-105	1.5	6	8	28	D16
UMZ-122-A16-G	2175	2250	0.5	4.5	28	+2.5	-20	-107	0.3	1	5	26	A16
RFVC-2005	2183	2633	0.5	20	40	7	-20	-103	1	5	10	28	R16
UMZ-421-A16-G	2190	2246	1	4	45	+3.5	-12	-105	0.5	2	5	26	A16
UMZ-351-A16-G	2200	2300	0.5	4.5	36	0	-20	-106	1	1	5	26	A16
UMZ-1420-D16-G	2200	2800	0	12	60	0	-15	-101	2	2	7	28	D16
UMZ-474-A16-G	2212	2280	0.5	4.5	36	+3	-20	-105	2	3	5	27	A16
UMZ-1772-R16-G	2219	2375	1.5	11	24	0	-15	-103	1	1.5	8	30	R16
UMZ-1958-R16-G	2240	2340	0.5	4.5	38	0	-15	-105	1	1	5	27	R16
UMZ-1676-D16-G	2250	2635	0.5	18	24	9	-18	-104	2	5	8	28	D16
UMZ-126-R16-G	2250	2650	0	9	60	+9	-18	-100	2	5	5	26	R16
UMZ-1558-D16-G	2250	2750	0.5	4.5	150	0	-15	-98	5	5	5	28	D16
UMZ-1519-R16-G	2250	2860	0	18	40	0	-15	-103	1	2	8	28	R16
UMZ-1674-D16-G	2251	2444	0.5	18	15	0	-18	-106	1	1	8	28	D16
UMZ-1338-D16-G	2269	2580	1	15	26	5	-15	-105	1	2	8	28	D16
UMZ-2001-D16-G	2275	2425	0.5	11	16	2.5	-15	-105	1.5	1	5	30	D16
UMZ-522-A16-G	2286	2572	1	22	25	0	-20	-102	1.5	3	5	22	A16
UMZ-355-A16-G	2300	2400	0.5	4.5	40	0	-20	-105	1	1	5	27	A16
UMZ-1964-R16-G	2300	2560	0.2	4.8	80	8	-15	-100	2	5	5	27	R16
UMZ-253-A16-G	2300	2800	1.5	12	85	+10	-15	-98	0.5	10	10	28	A16
UMZ-497-A16-G	2300	3100	1	14	90	+8	-20	-93	2	35	9	21	A16
UMZ-229-A16-G	2333	2333	0.5	4.5	16	+3	-25	-110	0.5	2	5	25	A16
UMZ-1939-R16-G	2350	2555	0.2	4.8	60	8	-15	-101	2	5	5	27	R16
UMZ-925-A16-G	2375	2375	0.5	4.5	16	+3	-25	-109	0.5	1	5	26	A16
RFVC-2024	2387.5	2500	0.5	7.5	24	5	-20	-109	1	1	8	30	D16
UMZ-569-A16-G	2390	2700	0.5	4.5	110	+6	-20	-100	0.5	3	5	25	A16
UMZ-357-A16-G	2400	2500	0.5	4.5	40	0	-20	-105	1	1	5	27	A16
UMZ-627-A16-G	2400	2500	0	3	65	0	-20	-100	2	3	3	20	A16
UMZ-841-D16-G	2400	2850	2	10	65	0	-15	-99	1.5	1	5	27	D16
UMZ-484-A16-G	2400	3000	1	12	70	+7	-15	-99	1	5	10	24	A16
UMZ-527-D16-G	2400	3400	1	15	85	+3	-20	-95	2	5	5	23	D16
UMZ-1959-R16-G	2430	2530	0.5	4.5	40	0	-15	-105	1	1	5	27	R16
RFVC-2001	2445	2885	0.5	18	38	7	-15	-103	1	5	8	28	D16
UMZ-590-A16-G	2450	2450	0.5	4.5	20	0	-20	-109	0.5	2	5	30	A16
UMZ-1978-D16-G	2450	3000	0	15	40	7	-15	-100	1	4	6	28	D16
UMZ-1054-R16-G	2450	3200	0	10	75	+9	-18	-96	1.5	3	5	27	R16
UMZ-1934-R16-G	2480	2720	0.2	4.5	60	8	-15	-102	2	5	5	27	R16
UMZ-1534-D16-G	2480	2960	0.5	18	33	7	-15	-103	1	3	8	30	D16
UMZ-283-D16-G	2500	2686	1	8	42	+6	-18	-103	0.5	5	5	28	D16
UMZ-985-D16-G	2500	3000	2	12	56	0	-15	-99	1.5	1.5	8	28	D16

PRODUCTS

Model Number	Min Freq (MHz)	Max Freq (MHz)	Min Tune (Vdc)	Max Tune (Vdc)	K_{vco} (MHz/V) typ.	P_{out} (dBm) typ.	2nd Har (dBc) typ.	→ Noise (10kHz,dBc) typ.	Pushing (MHz/V) typ.	Pulling (MHz,p-p) typ.	Supply (Vdc) typ.	Current (mA) typ.	Case Outline
UMZ-112-A16-G	2500	3200	1	12	85	+8	-20	-94	1.5	35	10	23	A16
UMZ-296-D16-G	2500	3200	1	12	70	+8	-20	-98	1	5	10	25	D16
UMZ-1734-D16-G	2510	2950	0.5	18	35	7	-18	-103	1	5	8	28	D16
UMZ-1104-R16-G	2522	3288	0	11	85	0	-15	-97	1	1	10	29	R16
RFVC2055	2537.5	2662.5	0.5	5.5	38	0	-15	-103	1.2	2	8	29	A16
RFVC2059	2537.5	2662.5	0.5	4.5	45	0	-20	-102	1.5	2	8	28	D16
RFVC2061	2537.5	2662.5	0.5	4.5	50	0	-20	-100	1.5	2	5	28	D16
UMZ-316-A16-G	2540	2740	0.5	4.5	100	+8	-15	-100	1.2	2	5	25	A16
UMZ-1362-D16-G	2550	3060	0.5	22	38	+8	-12	-103	0.5	5	10	30	D16
UMZ-127-R16-G	2550	3100	0	9	90	+9	-20	-98	1.5	6	5	28	R16
UMZ-523-D16-G	2572	3145	1	15	50	0	-20	-98	5	5	5	18	D16
UMZ-1339-D16-G	2594	3026	1	15	36	5	-15	-103	1	2	8	28	D16
UMZ-1083-R16-G	2600	3200	0.2	13.8	55	0	-15	-99	2	2	8	27	R16
UMZ-742-A16-G	2647	3238	1	22	45	0	-15	-97	2.5	2	5	27	A16
UMZ-852-D16-G	2652	3218	3	16	55	0	-15	-98	3	2	5	24	D16
UMZ-1892-D16-G	2655	2750	0.5	4.5	33	8	-15	-100	1.5	4	4.75	25	D16
UMZ-501-D16-G	2665	2810	0.5	4.5	70	+7	-20	-101	1.5	5	5	27	D16
UMZ-906-R16-G	2675	3775	0.5	16	85	0	-15	-95	2	2	5	26	R16
RFVC-2025	2680	2720	0	5	18	3	-15	-105	2	1.5	5	27	D16
UMZ-1698-D16-G	2700	3200	1	8	85	3	-15	-97	3	5	8	30	D16
UMZ-1803-D16-G	2700	3400	0.5	12	65	0	-15	-97	2	2	8	28	D16
UMZ-2004-D16-G	2736	2862	0.5	8	22	5	-15	-105	1	2	5	27	D16
UMZ-480-A16-G	2740	2940	0.5	4.5	75	+8	-15	-100	1	6	5	27	A16
UMZ-1967-R16-G	2755	2956	0.2	4.8	58	8	-15	-101	2	5	5	27	R16
UMZ-1233-R16-G	2770	3060	0.5	22	33	+9	-12	-100	1	10	10	29	R16
UMZ-1243-D16-G	2772	3290	0	16	40	+5	-15	-103	1.3	1.5	8	29	D16
UMZ-1202-R16-G	2774	3284	1	12	53	+3	-20	-100	2	2	8	28	R16
RFVC-2007	2795	2805	1	4	19	0	-15	-108	0.5	0.5	5	30	R16
UMZ-2006-D16-G	2800	2970	0.5	5	62	5	-15	-102	1	2	5	28	D16
RFVC-2031	2800	3700	1	18	60	3	-15	-96	1.5	1	5	27	R16
RFVC-2008	2812	3063	1	16	30	0	-15	-102	1.5	1	8	30	R16
UMZ-1147-R16-G	2824	3552	1	12	78	+3	-15	-97	1.5	1	8	28	R16
UMZ-1562-A16-G	2840	3150	0.5	5.5	75	1	-18	-100	1	1	5	27	A16
UMZ-1886-R16-G	2844	3044	0.2	4.8	58	8	-15	-101	2	5	5	27	R16
UMZ-1913-R16-G	2844	3144	0.2	4.8	90	8.0	-15	-98	3	6	5	27	R16
UMZ-2058-D16-G	2850	3520	1	8	115	7	-15	-91	4	5	10	30	D16
UMZ-953-D16-G	2865	3100	0.5	4.5	90	+1	-20	-100	1	1	5	27	D16
UMZ-202-A16-G	2880	3120	0.5	4.5	85	+9	-20	-100	1	4	5	27	A16
RFVC-2042	2900	3400	0.25	4.75	150	6.5	-20	-96	5	5	5	30	A16
UMZ-1509-R16-G	2920	3020	0.5	4.5	36	0	-20	-100	1	1	5	28	R16
RFVC-2009	2935	3185	1	16	30	0	-15	-102	1.5	1	8	30	R16
UMZ-664-A16-G	2939	2959	0.5	4.5	30	+6	-20	-104	2	2	5	27	A16
UMZ-1868-D16-G	2944	3146	0.2	4.8	57	8	-15	-101	2	5	5	27	D16
UMZ-290-A16-G	2950	3020	0.5	4.5	33	+3	-20	-105	2	3	5	27	A16
UMZ-115-A16-G	2950	3355	2	10	75	+3	-20	-94	3	5	5	25	A16
UMZ-145-A16-G	2960	3032	0.5	4.5	33	+3	-20	-105	2	3	5	27	A16
UMZ-1348-D16-G	2962	3388	1	15	35	5	-15	-102	1.5	1.5	8	28	D16
UMZ-2055-D16-G	2970	3400	0.5	18	32	7	-15	-101	3	5	8	28	D16
UMZ-853-D16-G	2974	3274	0.5	4.5	95	+5	-15	-99	1	2	5	27	D16

Model Number	Min Freq (MHz)	Max Freq (MHz)	Min Tune (Vdc)	Max Tune (Vdc)	K _{vco} (MHz/V) typ.	P _{out} (dBm) typ.	2nd Har (dBc) typ.	→ Noise (±10kHz, dBc) typ.	Pushing (MHz/V) typ.	Pulling (MHz, p-p) typ.	Supply (Vdc) typ.	Current (mA) typ.	Case Outline
UMZ-845-D16-G	2975	3520	2	14	60	+4	-20	-98	2	2	5	27	D16
UMZ-411-D16-G	2980	3200	0.5	4.5	90	+5	-20	-102	0.5	3	5	27	D16
UMZ-986-D16-G	3000	3500	2	12	60	0	-15	-98	2	2	8	28	D16
UMZ-1453-R16-G	3000	4000	1	14	80	0	-20	-95	2.5	3	5	28	R16
UMZ-1679-A16-G	3000	3666	1	12	68	3	-15	-97	2	5	8	30	A16
RFVC-2052	3000	4000	0	20	60	0	-20	-100	2.5	3	8	32	R16
UMZ-146-A16-G	3010	3080	0.5	4.5	36	+3	-20	-104	2	3	5	27	A16
UMZ-291-A16-G	3050	3120	0.5	4.5	33	+3	-20	-105	1	3	5	25	A16
UMZ-147-A16-G	3060	3132	0.5	4.5	36	+3	-15	-103	2	1	5	27	A16
UMZ-370-A16-G	3100	3200	0.5	4.5	36	0	-20	-100	2.5	8	5	27	A16
UMZ-118-A16-G	3100	3332	2	10	45	+3	-20	-100	1.5	7	5	29	A16
UMZ-1389-D16-G	3100	3400	0.5	4.5	100	+5	-20	-99	2	2	5	27	D16
UMZ-1393-A16-G	3100	3600	0.25	4.75	150	+5	-20	-96	5	5	5	30	A16
UMZ-148-A16-G	3110	3180	0.5	4.5	33	+3	-15	-103	1.5	2	5	28	A16
UMZ-1508-R16-G	3120	3220	0.5	4.5	40	0	-15	-103	1	1	5	28	R16
UMZ-1960-R16-G	3130	3230	0.5	4.5	42	0	-15	-102	1.5	1	5	27	R16
UMZ-1876-R16-G	3144	3344	0.2	4.8	55	8	-15	-101	2	5	5	27	R16
UMZ-1968-R16-G	3150	3370	0.2	4.8	60	8	-15	-101	2	5	5	27	R16
RFVC2053	3150	3900	0.5	10	100	7.5	-20	-97	2.5	3	8	30	R16
UMZ-292-A16-G	3160	3205	0.5	4.5	30	+3	-20	-104	2	3	5	27	A16
UMZ-796-D16-G	3174	3275	0.5	4.5	36	+4	-15	-105	0.5	3	5	28	D16
UMZ-671-A16-G	3180	3710	1	12	56	0	-15	-98	2	1	5	27	A16
UMZ-659-A16-G	3190	3210	0.5	4.5	30	+6	-20	-104	2	2	5	27	A16
UMZ-371-A16-G	3200	3300	0.5	4.5	36	0	-20	-100	2.5	8	5	27	A16
UMZ-192-A16-G	3200	3400	0.5	4.5	75	0	-20	-100	1.5	1.5	5	27	A16
UMZ-1630-G16-G	3200	3600	0.5	14	36	0	-15	-101	1	2	7.5	55	G16
UMZ-1084-R16-G	3200	3800	0.2	13.8	52	0	-13	-97	2	2	8	30	R16
UMZ-378-A16-G	3210	3280	0.5	4.5	35	+3	-20	-103	1.5	2	5	28	A16
UMZ-1859-A16-G	3230	3580	1	16	30	0	-20	-98	2	1	4.5	28	A16
UMZ-1727-D16-G	3240	3900	1	12	68	0	-15	-97	3	3	8	30	D16
UMZ-1965-R16-G	3250	3500	0.2	4.8	70	8	-15	-100	2	5	5	27	R16
RFVC-2047	3253	3520	1	16	40	0	-15	-102	2	4	8	30	R16
UMZ-1141-R16-G	3260	3340	0.5	4.5	33	+4	-15	-103	2	2	5	27	R16
UMZ-1869-R16-G	3260	3460	0.2	4.8	55	9	-15	-100	2	7	5	27	R16
UMZ-1161-R16-G	3284	3804	1	12	56	+3	-15	-98	1	2	8	28	R16
UMZ-1475-D16-G	3300	4166	1	14	80	0	-20	-97	2.5	3	5	28	D16
UMZ-1624-R16-G	3300	4300	0.5	10.5	150	3	-15	-88	4	2	5	28	R16
UMZ-1660-D16-G	3300	3900	2	16.5	55	0	-15	-97	2	1	8	30	D16
RFVC-2030	3330	3800	1.5	13	58	3	-15	-99	2	1	8	28	D16
UMZ-117-A16-G	3340	3590	2	10	45	+3	-20	-100	2	5	5	26	A16
UMZ-1504-R16-G	3350	3450	0.5	4.5	36	0	-15	-103	1.5	1	5	27	R16
UMZ-452-A16-G	3350	3750	1	12	45	+3	-18	-99	1.5	2	5	26	A16
UMZ-2049-R16-G	3380	3500	0.5	4.5	41	0	-15	-102	1.5	1	5	28	R16
UMZ-203-A16-G	3400	3400	0.5	4.5	35	0	-15	-100	2	3.5	5	27	A16
UMZ-655-A16-G	3400	3600	0.5	4.5	75	0	-20	-100	2	5	5	27	A16
UMZ-1855-R16-G	3400	3600	0.2	4.8	65	8	-15	-100	2	5	5	27	R16
RFVC-2010	3400	4150	1	12	56	0	-15	-95	3	4	5	28	A16
RFVC-2048	3416	3684	1	16	40	0	-15	-102	2	4	8	30	R16
UMZ-1235-I12-G	3420	3420	0	3	24	0	-15	-95	2	2	3	20	I12

PRODUCTS

Model Number	Min Freq (MHz)	Max Freq (MHz)	Min Tune (Vdc)	Max Tune (Vdc)	K_{vco} (MHz/V) typ.	P_{out} (dBm) typ.	2nd Har (dBc) typ.	→ Noise (10kHz,dBc) typ.	Pushing (MHz/V) typ.	Pulling (MHz,p-p) typ.	Supply (Vdc) typ.	Current (mA) typ.	Case Outline
RFVC-2019	3437	3563	1	14	14	5	-15	-101	0.5	1	8	29	D16
UMZ-1969-R16-G	3450	3670	0.2	4.8	65	8	-15	-100	2	5	5	27	R16
UMZ-1961-R16-G	3500	3600	0.5	4.5	38	0	-15	-102	1.5	1	5	27	R16
UMZ-987-D16-G	3500	4000	2	12	58	0	-15	-97	1.5	2	8	28	D16
UMZ-607-D16-G	3500	4200	2	15	70	0	-18	-96	2	3	5	27	D16
RFVC-2049	3520	3720	1	16	22	0	-15	-102	2	4	8	30	R16
UMZ-1896-D16-G	3540	3960	0	14	38	0	-15	-99	2	2	7	30	D16
UMZ-871-D16-G	3541.5	3541.5	0.5	5	35	0	-15	-103	1.5	1	5	30	D16
UMZ-2017-D16-G	3545	4045	1	15	47	0	-18	-100	2	3	5	27	D16
UMZ-427-A16-G	3550	3630	0.5	5	35	+5	-17	-102	1.5	1	5	30	A16
UMZ-295-A16-G	3550	3950	1	11	56	0	-18	-95	2.5	1	5	27	A16
UMZ-1631-G16-G	3550	3950	0.5	14	33	0	-15	-101	1	2	7.5	55	G16
UMZ-1589-D16-G	3550	4360	0	18	52	3	-15	-96	4	1	8	30	D16
UMZ-216-A16-G	3600	3600	4	8	36	+14	-20	-96	3	1	5	51	A16
UMZ-1402-D16-G	3600	3600	0.5	4.5	35	0	-15	-100	2	2	5	25	D16
UMZ-1856-R16-G	3600	3800	0.2	4.8	70	8	-15	-100	2	5	5	27	R16
UMZ-1875-R16-G	3600	4400	2	13	80	3	-20	-98	4	4	8	30	R16
UMZ-2027-R16-G	3610	3760	0.5	4.5	60	0	-15	-101	1.5	1	5	27	R16
UMZ-1242-D16-G	3619	3707	0	16	10	5	-15	-104	1	0.5	8	29	D16
UMZ-1341-D16-G	3619	3711	1	15	10	5	-15	-104	1	2	8	28	D16
UMZ-628-A16-G	3620	3775	0.5	4.5	54	0	-15	-95	3	7	5	29	A16
UMZ-1740-D16-G	3680	4200	1	12	55	0	-15	-98	1	1	8	28	D16
UMZ-2063-R16-G	3680	4390	0.5	20	36	6.5	-15	-98	2	2	5	28	R16
RFVC-2050	3683	3884	1	16	18	0	-15	-102	2	4	8	30	R16
UMZ-281-A16-G	3700	3700	0.5	5	50	+3	-15	-102	2	2	5	28	A16
UMZ-1412-D16-G	3700	4225	0	16	35	3	-15	-99	2	2	8	58	D16
UMZ-1575-G16-G	3745	4055	0.5	14	31	0	-15	-100	1	0.6	7.5	58	G16
UMZ-623-A16-G	3750	4175	2	10	80	0	-15	-88	1.5	3	10	22	A16
RFVC-2012	3750	4258	2	12	60	3	-15	-98	1	3	8	28	D16
UMZ-307-A16-G	3775	3900	0.5	4.5	50	0	-20	-100	1.5	1	5	27	A16
UMZ-1769-A16-G	3790	4300	1	11	57	0	-15	-98	2	2	8	30	A16
UMZ-1162-R16-G	3804	4324	1	12	56	+3	-15	-98	1	2	8	28	R16
UMZ-2028-R16-G	3860	3980	0.5	4.5	58	0	-15	-100	1.5	1	5	27	R16
UMZ-1289-D16-G	3900	4500	0.5	12	60	2.5	-15	-98	2	4	8	28	D16
UMZ-354-A16-G	3930	4200	1	11	45	0	-15	-98	2	1	5	27	A16
UMZ-262-A16-G	3980	4020	0.5	4.5	40	0	-20	-100	3	10	5	26	A16
RFVC-2027	4000	4600	0.5	18	50	0	-15	-97	3	3	5	28	D16
UMZ-1241-D16-G	4124	4238	0	16	22	5	-18	-101	1	1	8	28	D16
UMZ-1576-G16-G	4095	4405	0.5	14	30	0	-15	-100	1	0.3	7.5	58	G16
UMZ-1741-D16-G	4100	4650	1	12	55	0	-15	-98	2	1	8	28	D16
RFVC-2011	4150	4900	1	12	60	0	-15	-95	3	3	5	28	A16
UMZ-1637-D16-G	4200	4400	0.5	5	80	0	-15	-95	2	0.6	5	30	D16
UMZ-1979-D16-G	4236	4356	1	4	45	0	-15	-100	2	2	5	28	D16
UMZ-1345-D16-G	4267	4442	1	15	15	5	-15	-99	1	2	8	30	D16
UMZ-1263-D16-G	4276	4451	0	16	20	5	-18	-100	1	1	8	28	D16
UMZ-1138-D16-G	4340	5065	0.2	7	155	0	-15	-88	4	2	5	27	D16
UMZ-1590-D16-G	4350	4700	0	18	27	3	-15	-101	1	1	8	58	D16
UMZ-1501-G16-G	4395	4665	0.5	14	25	0	-20	-100	1	2	7.5	50	G16
RFVC-2032	4400	4600	1.5	11	30	0	-20	-95	3	2	5	25	A16

<i>Model Number</i>	<i>Min Freq (MHz)</i>	<i>Max Freq (MHz)</i>	<i>Min Tune (Vdc)</i>	<i>Max Tune (Vdc)</i>	<i>K_{vco} (MHz/V) typ.</i>	<i>P_{out} (dBm) typ.</i>	<i>2nd Har (dBc) typ.</i>	<i>→ Noise (±10kHz, dBc) typ.</i>	<i>Pushing (MHz/V) typ.</i>	<i>Pulling (MHz, p-p) typ.</i>	<i>Supply (Vdc) typ.</i>	<i>Current (mA) typ.</i>	<i>Case Outline</i>
RFVC2054	4400	4760	0.2	4.75	120	0	-15	-90	2.5	1.5	5	28	D16
UMZ-875-D16-G	4400	5000	0.2	6	155	0	-15	-88	2.5	1.5	5	28	D16
UMZ-1944-D16-G	4400	5075	0	18	50	3	-20	-96	4	1	8	58	D16
UMZ-1326-D16-G	4400	5225	0	18	50	3	-20	-96	4	1	8	58	D16
UMZ-1659-D16-G	4400	5000	0	16.5	3	3	-20	-97	4	1	8	58	D16
RFVC-2043	4400	5075	0	18	50	3	-20	-96	4	1	8	58	D16
UMZ-353-A16-G	4420	4620	1.5	11	30	0	-20	-95	3	2	5	25	A16
RFVC-2033	4450	4650	1.5	11	30	0	-20	-95	3	2	5	25	A16
UMZ-2092-D16-G	4450	5350	0	9.5	140	3	-15	-88	2.5	2.5	5	28	D16
UMZ-1570-D16-G	4460	4615	0.5	4.5	60	0	-18	-98	1	0.1	5	55	D16
UMZ-1893-D16-G	4460	4900	0.5	9	70	7	-15	-93	2	5	10	28	D16
RFVC-2034	4500	4700	1.5	11	30	0	-20	-95	3	2	5	25	A16
UMZ-2005-D16-G	4529	4782	0.5	12	28	5	-15	-95	2	4	5	27	D16
UMZ-1866-D16-G	4550	5150	1	15	50	3	-15	-96	4	1	8	58	D16
UMZ-1945-D16-G	4550	5225	0	18	50	3	-20	-96	4	1	8	58	D16
RFVC-2044	4550	5225	0	18	50	3	-20	-96	4	1	8	58	D16
UMZ-822-D16-G	4600	5300	0.2	8	125	0	-15	-89	2	3	5	27	D16
RFVC-2035	4650	4850	1.5	11	30	0	-20	-93	3	2	5	25	A16
UMZ-1517-G16-G	4703	4879	0.5	14	23	0	-20	-100	1	0.5	7.5	50	G16
UMZ-1625-R16-G	4800	5600	0.5	10.5	180	3	-15	-87	4	2	5	28	R16
UMZ-189-A16-G	4850	4950	2	8	30	+3	-20	-95	1	4	8	24	A16
UMZ-837-D16-G	4850	4950	0.5	4.5	50	+3	-18	-95	2	2	8	24	D16
UMZ-1702-D16-G	4875	5250	0	15	29	0	-20	-98	2	2	8	58	D16
UMZ-1502-G16-G	4896	5230	0.5	14	31	0	-20	-99	1	2	7.5	58	G16
UMZ-1885-D16-G	4900	5340	0.5	9	63	7	-15	-93	2	5	10	28	D16
UMZ-1867-D16-G	5000	5600	1	15	55	3	-15	-94	4	2	8	58	D16
UMZ-1327-D16-G	5000	5810	0	15	65	0	-15	-91	4	8	8	28	D16
RFVC-2045	5000	5810	0	18	60	3	-15	-94	2	1.5	8	58	D16
UMZ-1276-D16-G	5050	5150	0.5	4.5	45	3	-15	-95	2	2	6.5	30	D16

RFVC-4000-5999 (UMX)

Model Number	Min Freq (MHz)	Max Freq (MHz)	Min Tune (Vdc)	Max Tune (Vdc)	K_{vco} (MHz/V) typ.	P_{out} (dBm) typ.	2nd Har (dBc) typ.	→ Noise (10kHz,dBc) typ.	Pushing (MHz/V) typ.	Pulling (MHz,p-p) typ.	Supply (Vdc) typ.	Current (mA) typ.	Case Outline
UMX-1878-D16-G	386	456	0.3	4.7	19	-4	-15	-118	0.1	0.05	5	40	D16
UMX-1118-D16-G	391	455.6	0.3	4.7	16.5	-4	-10	-120	0.2	0.2	5	45	D16
RFVC-4128	400	400	1.5	3.5	1.2	8	-35	-136	0.05	0.05	6.5	42	B14
UMX-1688-D16-G	422	455	0.1	4.9	8.5	-4	-15	-122	0.2	0.05	5	35	D16
UMX-1790-D16-G	430	495	0.3	4.7	18	-4	-15	-119	0.3	0.1	5	40	D16
UMX-1117-D16-G	444.5	509	0.3	4.7	16.5	+7	-10	-120	0.2	0.2	5	45	D16
UMX-1879-D16-G	450	520	0.3	4.7	19	-4	-15	-118	0.1	0.05	5	40	D16
UMX-1689-D16-G	455	479	0.1	4.9	7	-4	-15	-123	0.2	0.05	5	35	D16
UMX-1119-D16-G	455.6	520	0.3	4.7	16.5	+7	-10	-120	0.2	0.2	5	45	D16
UMX-1796-D16-G	500	520	0.5	4.5	6.6	5	-15	-125	0.1	0.1	5	50	D16
UMX-1690-D16-G	516	548	0.1	4.9	10	-4	-15	-122	0.2	0.05	5	35	D16
UMX-1894-D16-G	537.5	537.5	0.5	4.5	1	7	-9	-132	0.05	0.05	5	52	D16
UMX-1797-D16-G	540	560	0.5	4.5	7	5	-15	-125	0.1	0.1	5	50	D16
UMX-1691-D16-G	548	575	0.1	4.9	8	-4	-15	-122	0.2	0.05	5	35	D16
UMX-1100-R16-G	580	580	0.5	4.5	1	+4	-15	-133	0.05	0.05	5	50	R16
UMX-2037-D16-G	599	601	0.5	4.5	2	2	-15	-127	0.1	0.05	5	50	D16
UMX-1929-D16-G	600	630	0.5	4.5	11	4	-15	-122	0.1	0.05	5	55	D16
UMX-1930-D16-G	637.5	667.5	0.5	4.5	10.5	4	-15	-122	0.1	0.05	5	55	D16
RFVC4169	640	640	0.5	4.5	2	6	-13	-128	0.05	0.05	5	50	D16
UMX-964-D16-G	660	700	0.5	4.5	12	+6	-10	-120	0.1	0.2	5	50	D16
UMX-1595-B14-G	666	668	1	9	2	7	-15	-127	0.1	0.3	8	28	B14
UMX-1857-D16-G	666.66	666.66	0.5	4.5	1.8	6	-15	-130	0.05	0.05	5	50	D16
UMX-1136-D16-G	680	680	0.5	4.5	1.8	6	-15	-130	0.1	0.1	5	50	D16
UMX-1980-D16-G	695	705	0.5	4.5	6.5	2	-15	-125	0.1	0.05	5	50	D16
UMX-612-B14-G	700	720	1	12	2.5	+7	-20	-127	0.1	0.5	8	28	B14
UMX-2038-D16-G	709	711	0.5	4.5	4	2	-15	-127	0.1	0.05	5	50	D16
UMX-272-B14-G	735	735	1	9	2.5	+7	-17	-127	0.1	0.3	8	29	B14
UMX-2076-D16-G	740	760	1	7	5	5	-15	-127	0.5	0.5	7	50	D16
UMX-965-D16-G	740	780	0.5	4.5	12	+5	-10	-120	0.2	0.1	5	49	D16
UMX-1134-D16-G	770	770	0.5	4.5	1.8	6	-15	-130	0.1	0.1	5	50	D16
UMX-1095-D16-G	786	806	0.3	4.7	6.5	-6	-14	-125	0.05	0.01	5	35	D16
UMX-610-B14-G	787	808	1	12	2.5	+7	-20	-125	0.1	0.5	8	28	B14
UMX-1299-D16-G	795	805	0.5	4.5	4	4	-12	-125	0.05	0.1	5	50	D16
RFVC-4030	800	800	0.5	4.5	2.7	4	-12	-130	0.05	0.01	5	52	D16
UMX-1419-D16-G	805	825	0.5	4.5	6.5	-4	-12	-125	0.05	0.05	5	40	D16
UMX-611-B14-G	806	829	1	12	2.5	+7	-20	-125	0.1	0.5	8	29	B14
UMX-870-D16-G	818	847	3	12	6	+6	-15	-120	0.1	0.3	7	30	D16
UMX-2078-D16-G	818	847	3	16	5.5	6	-17	-120	0.1	0.3	7	30	D16
UMX-1094-D16-G	826	841	0.3	4.7	5	-6	-14	-126	0.1	0.05	5	35	D16
UMX-274-B14-G	832	832	1	9	2.5	+7	-15	-125	0.1	0.3	8	29	B14
UMX-1137-D16-G	840	840	0.5	4.5	2	6	-15	-130	0.1	0.1	5	50	D16
UMX-1415-D16-G	840	950	0	12	9.5	5	-15	-119	0.5	0.5	5	25	D16
UMX-892-D16-G	850	850	0.5	4.5	2.5	+4	-10	-131	0.1	0.05	5	48	D16
UMX-1400-D16-G	850	850	0.5	4.5	1	4	-14	-128	0.05	0.06	8	28	D16
RFVC-4027	850	870	0.5	4.5	9.5	0	-12	-122	0.05	0.05	5	17	D16
UMX-966-D16-G	860	900	0.5	4.5	12	+5	-15	-120	0.2	0.1	5	48	D16

Model Number	Min Freq (MHz)	Max Freq (MHz)	Min Tune (Vdc)	Max Tune (Vdc)	K _{vco} (MHz/V) typ.	P _{out} (dBm) typ.	2nd Har (dBc) typ.	→ Noise (±10kHz, dBc) typ.	Pushing (MHz/V) typ.	Pulling (MHz, p-p) typ.	Supply (Vdc) typ.	Current (mA) typ.	Case Outline
UMX-1229-D16-G	863	883	0.3	4.7	6.5	-6	-14	-125	0.5	0.1	5	35	D16
UMX-1648-D16-G	865	880	0.5	10	4	5	-15	-125	0.1	0.1	8	28	D16
UMX-1981-D16-G	890	900	0.5	4.5	4.5	2	-15	-125	0.1	0.2	5	28	D16
RFVC4199	890	960	2.5	9	15	0	-15	-114	0.2	0.2	5	28	D16
RFVC4025	900	900	0.5	4.5	4.5	6	-15	-125	0.1	0.3	6	28	D16
UMX-673-D16-G	902	922	0.5	10	4	+5	-15	-125	0.1	0.1	8	26	D16
UMX-1401-D16-G	920	920	0.5	4.5	1	4	-13	-128	0.05	0.05	8	28	D16
UMX-656-B14-G	920	950	2	12	3.3	+7	-20	-127	0.1	0.5	8	27	B14
UMX-1616-B14-G	925	925	0.5	4.5	1.5	6	-20	-127	0.1	0.2	8	40	B14
UMX-1135-D16-G	930	930	0.5	4.5	2	6	-15	-130	0.1	0.1	5	50	D16
UMX-878-D16-G	933.12	933.12	0.5	4.5	4	0	-12	-125	0.05	0.1	5	28	D16
UMX-273-B14-G	940	958	1	9	3.3	+6	-20	-127	0.1	0.3	8	28	B14
UMX-1763-D16-G	940	958	1	9	3.5	6	-15	-125	0.1	0.3	8	28	D16
UMX-747-D16-G	945	970	0.5	4.5	10	+4	-20	-125	0.1	0.5	5	27	D16
UMX-657-B14-G	950	950	2	10	2	+7	-20	-131	0.05	0.2	8	27	B14
UMX-893-D16-G	950	950	0.5	4.5	2	+4	-11	-130	0.1	0.2	5	50	D16
UMX-276-B14-G	950	982	0	12	3	+6	-20	-127	0.2	0.3	8	29	B14
UMX-1421-D16-G	960	960	0	9	0.6	4	-15	-130	0.05	0.05	5	48	D16
UMX-1737-D16-G	960	960	0.5	4.5	1.8	4	-15	-130	0.1	0.5	5	52	D16
UMX-2012-D16-G	960	960	1	9	1	7	-15	-125	0.1	1	10	15	D16
UMX-2039-D16-G	969	971	0.5	4.5	3.5	2	-15	-127	0.1	0.05	5	50	D16
UMX-1036-D16-G	976	984	1	11	5.5	+4	-12	-120	0.1		5	43	D16
UMX-277-B14-G	982	1015	0	12	3.6	+6	-20	-127	0.1	0.3	8	29	B14
RFVC4020	982	1015	0	12	3.6	6	-20	-127	0.1	0.3	8	29	B14
UMX-1152-D16-G	982	1032	0.5	4.8	15	6	-15	-118	0.2	0.5	5	28	D16
UMX-235-B14-G	1000	1000	0.5	4.5	1	+7	-20	-130	0.1	0.3	8	33	B14
UMX-244-B14-G	1000	1000	0.5	4.5	2.5	+7	-20	-133	0.1	0.5	8	25	B14
UMX-859-D16-G	1000	1000	1	4	2.6	0	-12	-126	0.1	0.1	5	26	D16
RFVC4088	1000	1000	0.5	4.5	2.6	5	-20	-126	0.1	0.1	8	30	D16
UMX-278-B14-G	1015	1055	0	12	4	+6	-20	-125	0.2	0.3	8	29	B14
UMX-1336-D16-G	1024	1024	0.5	3	3	0	-15	-125	0.1	1	5	30	D16
RFVC4031	1030	1030	1	8	1.5	7	-15	-130	0.1	0.5	8	28	D16
UMX-440-B14-G	1040	1040	0.5	4.5	2	+8	-20	-130	0.1	0.5	8	29	B14
UMX-1035-D16-G	1045	1055	1	11	3	4	-13	-125	0.1		5	42	D16
UMX-433-B14-G	1050	1050	1	8	2	+8	-20	-130	0.1	0.5	8	29	B14
UMX-1378-D16-G	1073.742	1073.742	0.5	4.5	3	2	-15	-125	0.1	0.5	5	28	D16
UMX-207-D16-G	1080	1080	0.5	4.5	4	0	-15	-125	0.2	1	5	27	D16
RFVC4090	1080	1080	0	12	1	5	-15	-125	1	0.2	8	30	D16
UMX-1390-D16-G	1095	1095	0.5	4.5	4	0	-15	-125	0.2	1	5	27	D16
UMX-434-B14-G	1100	1100	1	8	2	+8	-20	-130	0.1	0.5	8	29	B14
UMX-1482-D16-G	1100	1100	0	9	1.5	3	-20	-125	0.1	0.5	8	30	D16
RFVC4164F	1100	1100	0.5	4.5	4	3	-15	-123	0.2	1	8	30	D16
RFVC4055	1110	1180	0.5	4.5	21	2	-15	-119	0.2	0.2	5	27	D16
UMX-1196-D16-G	1100	1308	0	13	21	0	-15	-115	0.1	0.1	8	28	D16
UMX-1636-D16-G	1110	1160	0.5	4.5	15	2	-15	-120	0	0.5	5	27	D16
UMX-750-D16-G	1130	1130	4	12	2	0	-18	-126	0.1	1	5	27	D16
UMX-1917-D16-G	1140	1380	1	12	26	0	-15	-115	0.5	0.5	8	30	D16
UMX-1065-D16-G	1150	1150	1	11	1.5	0	-16	-128	0.1	0.05	5	50	D16
UMX-435-B14-G	1150	1150	1	8	2	+8	-20	-130	0.1	0.5	8	29	B14

PRODUCTS

Model Number	Min Freq (MHz)	Max Freq (MHz)	Min Tune (Vdc)	Max Tune (Vdc)	K_{vco} (MHz/V) typ.	P_{out} (dBm) typ.	2nd Har (dBc) typ.	→ Noise (10kHz,dBc) typ.	Pushing (MHz/V) typ.	Pulling (MHz,p-p) typ.	Supply (Vdc) typ.	Current (mA) typ.	Case Outline
UMX-1105-R16-G	1154	1264	0	11	11	+1	-20	-117	0.5	0.5	10	23	R16
UMX-801-D16-G	1154	1264	0	11	11	0	-15	-120	0.1	0.2	5	27	D16
UMX-642-D16-G	1155	1155	0.5	4.5	6	+4	-20	-124	0.1	0.2	5	27	D16
UMX-640-D16-G	1176	1176	0.5	4.5	3.5	+5	-15	-125	0.1	0.2	5	26	D16
UMX-1168-D16-G	1190	1250	0.5	4.5	18	0	-15	-118	0.1	0.5	5	30	D16
UMX-436-B14-G	1200	1200	1	8	2	+8	-20	-127	0.1	0.5	8	29	B14
UMX-518-D16-G	1200	1200	0.5	4.5	3	+7	-20	-123	0.2	0.5	5	23	D16
UMX-872-B14-G	1200	1200				+7	-15	-130	0.05	0.5	8	28	B14
UMX-1483-D16-G	1200	1200	0	9	1.1	3	-20	-125	0.1	0.2	8	30	D16
RFVC4188	1200	1200	0.5	4.5	3	8	-20	-125	1	0.2	8	29	D16
UMX-1484-D16-G	1220	1220	0	9	1.1	3	-15	-125	0.1	0.5	8	30	D16
UMX-1248-D16-G	1220	1320	2	10	15	3	-15	-115	0.1	0.5	8	27	D16
UMX-1864-D16-G	1225	1225	0.5	4.5	3.5	7	-15	-123	0.2	0.5	5	23	D16
UMX-1719-D16-G	1229	1231	0.5	4.5	6	3	-15	-123	0.1	0.2	5	27	D16
UMX-1443-D16-G	1240	1340	1	18	9	6	-15	-119	0.1	0.5	5	28	D16
UMX-1072-D16-G	1244	1314	0.5	4.8	23	+6	-15	-118	0.2	0.5	5	23	D16
UMX-621-D16-G	1248	1248	0.5	4.5	3.5	+7	-20	-125	0.1	1	5	24	D16
UMX-1224-D16-G	1260	1260	0.5	8	2	0	-15	-125	0.1	1	8	28	D16
UMX-1903-D16-G	1260	1260	0.5	4.5	2.5	8	-15	-125	0.1	0.2	6.5	28	D16
UMX-2077-D16-G	1272	1288	0.5	4.5	6	6	-17	-123	0.1	0.5	7	25	D16
UMX-363-D16-G	1276	1276	2	13	5	+10	-15	-120	0.5	1	5	26	D16
UMX-1146-R16-G	1278	1413	1	12	14	3	-15	-117	0.5	0.5	8	23	R16
UMX-1066-D16-G	1280	1280	1	11	1.5	0	-12	-128	0.1	0.1	5	50	D16
UMX-931-D16-G	1280	1280	1	4.5	5	+6	-20	-125	0.1	0.2	7	28	D16
UMX-695-D16-G	1280	1290	0.5	4.5	5	0	-20	-125	0.1	0.5	8	30	D16
UMX-809-D16-G	1280	1360	0.5	9.5	11	+6	-14	-120	0.3	0.5	5	28	D16
UMX-1662-D16-G	1280	1280	0	9	1.4	2	-15	-125	0.1	0.5	8	29	D16
UMX-1070-D16-G	1282	1376	0.5	4.8	28	+6	-16	-117	0.2	0.5	5	22	D16
UMX-1440-D16-G	1290	1290	0.5	4.5	2.5	0	-14	-125	0.05	0.04	8	28	D16
UMX-1441-D16-G	1300	1300	0.5	4.5	2.6	0	-15	-125	0.05	0.05	8	29	D16
UMX-1195-D16-G	1308	1556	0	13	22	0	-14	-115	0.2	0.2	8	28	D16
UMX-413-D16-G	1310	1334	1	4	8	0	-15	-120	0.1	1	5	28	D16
RFVC4162	1315	1325	1	5	7.8	8	-15	-120	0.1	0.2	8	30	D16
UMX-1665-D16-G	1320	1550	1	15	22	0	-15	-113	0.2	0.2	8	30	D16
UMX-1255-D16-G	1325	1325	0.5	4.5	4	8	-15	-125	0.1	1	8	28	D16
UMX-1954-D16-G	1333	1333	0.5	4.5	5	4	-15	-125	0.1	0.5	8	30	D16
UMX-860-D16-G	1337.5	1337.5	1	4	3.1	0	-12	-126	0.1	0.1	5	28	D16
UMX-1527-D16-G	1350	1350	0.5	4.5	4	8	-15	-125	0.1	0.1	8	30	D16
UMX-1256-D16-G	1360	1360	0.5	4.5	4	8	-15	-125	0.1	1	8	28	D16
UMX-692-D16-G	1365	1375	0.5	4.5	5	0	-20	-125	0.1	0.5	8	30	D16
RFVC4189	1374	1479	0.5	4.5	40	7	-15	-112	0.3	1	6	27	D16
UMX-1069-D16-G	1377	1444	0.5	4.8	20	+6	-12	-118	0.1	0.5	5	22	D16
UMX-643-D16-G	1377	1444	0.5	9.5	11	+6.0	-15	-120	0.1	0.5	5	27	D16
UMX-1549-D16-G	1380	1380	0.5	4.5	2.2	0	-15	-125	0.1	0.2	5	25	D16
UMX-1476-D16-G	1380	1700	2	12	40	0	-15	-112	0.5	1	5	27	D16
UMX-818-D16-G	1390	1410	0.5	4.5	7.5	0	-15	-123	0.1	0.2	5	27	D16
UMX-861-D16-G	1400	1400	1	4	3.5	0	-20	-127	0.1	0.5	5	25	D16
UMX-1357-D16-G	1400	1400	1	8	1	0	-15	-125	0.1	1	8	30	D16
UMX-706-D16-G	1410	1410	0.5	4.5	6	+7	-15	-122	0.4	0.5	8	29	D16

Model Number	Min Freq (MHz)	Max Freq (MHz)	Min Tune (Vdc)	Max Tune (Vdc)	K _{vco} (MHz/V) typ.	P _{out} (dBm) typ.	2nd Har (dBc) typ.	→ Noise (±10kHz, dBc) typ.	Pushing (MHz/V) typ.	Pulling (MHz, p-p) typ.	Supply (Vdc) typ.	Current (mA) typ.	Case Outline
RFVC-4049	1410	1470	1	11	10	6	-15	-120	0.2	0.5	8	28	D16
RFVC-4058	1410	1510	1	11	13	3	-15	-118	0.2	0.5	8	28	D16
UMX-1602-D16-G	1420	1420	0.5	4.5	3.5	4	-15	-125	0.1	0.5	5	27	D16
UMX-535-D16-G	1428	1547	0.5	4.5	45	+6	-15	-112	0.3	2	6	26	D16
UMX-707-D16-G	1443	1523	1	11	9	+2	-15	-118	0.1	0.5	11.5	28	D16
UMX-472-D16-G	1445	1800	0.25	4.75	90	+10	-20	-103	1	1	5	21	D16
UMX-930-D16-G	1445	1800	0.25	4.75	100	+10	-15	-104	1.2	8	5	27	D16
UMX-2060-D16-G	1445	1820	2	20	28	4	-15	-110	1	2	5	28	D16
UMX-1871-D16-G	1448.5	1448.5	1	11	2	5	-15	-127	0.1	0.5	8	30	D16
UMX-519-D16-G	1450	1500	0.5	4.5	19	+7	-15	-115	0.2	2	5	27	D16
UMX-1649-D16-G	1454	1581	0.25	4.5	37	8	-25	-113	0.5	2	6	26	D16
UMX-821-D16-G	1455	1550	2	10	15	+7	-15	-117	0.1		8	28	D16
UMX-616-D16-G	1456	1456	0.5	4.5	6	+7	-15	-122	0.4	0.5	8	29	D16
UMX-2054-D16-G	1458	1462	0.5	4.5	3	7	-15	-126	0.5	1	8	28	D16
UMX-1937-D16-G	1460	1550	0.1	16	9	5	-12	-118	0.2	1	8	30	D16
UMX-862-D16-G	1462	1462	1	4	3	0	-13	-126	0.1	0.1	5	27	D16
UMX-1096-D16-G	1469.25	1469.25	1	11	2	+4	-15	-125	0.1	1	5	27	D16
UMX-1577-D16-G	1470	1615	0	18	13	7	-15	-118	0.2	1	8	28	D16
UMX-1206-D16-G	1472	1540	0.5	4.5	22	7	-15	-115	0.2	3	5	30	D16
UMX-1438-D16-G	1472	1740	0	18	20	0	-15	-113	0.1	0.4	8	28	D16
RFVC-4101	1474.56	1474.56	0.5	4.5	5	4	-15	-123	0.5	0.1	5	28	D16
RFVC-4032	1490	1490	0.5	4.5	2	7	-15	-125	0.1	0.5	8	28	D16
UMX-1888-D16-G	1498	1502	0.5	4.5	5	7	-15	-125	0.1	0.5	8	28	D16
UMX-863-D16-G	1500	1500	1	4	4	0	-13	-125	0.1	0.1	5	27	D16
UMX-1111-D16-G	1500	1540	2	12	6	+3	-15	-125	0.1	0.5	8	27	D16
UMX-2080-D16-G	1500	2000	0	20	30	0	-15	-110	1	1	8	30	D16
UMX-1715-D16-G	1512	2000	1	15	42	7	-15	-110	1	2	8	30	D16
UMX-996-D16-G	1515	1575	0.5	4.5	20	+7	-15	-115	0.1	1	5	27	D16
UMX-708-D16-G	1516	1601	1	11	10	+2	-15	-118	0.1	0.5	11.5	28	D16
UMX-1845-D16-G	1520	1520	0.5	4.5	4	8	-15	-125	0.1	0.2	6.5	29	D16
RFVC4191	1520	1520	0.5	5	2.5	3	-15	-123	0.1	0.2	5	27	D16
UMX-864-D16-G	1525	1525	1	4	4	0	-13	-126	0.1	0.1	5	26	D16
RFVC-4105	1534	1632.5	0.5	5.5	30	5	-15	-115	1	1	5	27	D16
RFVC-4066	1534	1654	0.5	5.5	42	5	-15	-113	1	1.2	8	30	D16
UMX-1704-D16-G	1536	1536	0.5	4.5	2.4	7	-15	-126	0.1	2	5	26	D16
RFVC-4119	1540	1540	1	8	2.3	2	-15	-125	0.1	0.1	8	29	D16
UMX-1666-D16-G	1545	1830	1	15	28	0	-15	-112	0.2	0.4	8	30	D16
UMX-1207-D16-G	1548	1616	0.5	4.5	22	7	-15	-115	0.2	3	5	30	D16
UMX-1358-D16-G	1550	1550	1	8	1	0	-15	-125	0.1	1	8	30	D16
UMX-1931-D16-G	1550	1560	0.5	4.5	5.8	7	-15	-122	0.1	1	5	28	D16
UMX-471-D16-G	1550	1675	0.5	4.5	50	+7	-15	-112	0.5	1	6	26	D16
RFVC4165	1550	1750	1	12	24	7	-15	-112	0.5	5	8	28	D16
UMX-1399-R16-G	1550	2050	0	16	38	-2.5	-12	-106	0.1	0.2	8	29	R16
RFVC-4106	1555	1653.5	0.5	5.5	30	5	30	-115	1	1	5	27	D16
UMX-1194-D16-G	1556	1850	0	13	29	0	-13	-110	0.1	0.2	8	29	D16
RFVC-4141	1564	1864	0	5	70	5	-15	-108	1	1	8	30	D16
UMX-487-D16-G	1570	1630	0.5	4.5	20	+7	-15	-115	0.2	1	5	25	D16
UMX-1068-D16-G	1574	1674	0.5	4.8	30	+6	-15	-115	0.3	0.5	5	27	D16
UMX-792-D16-G	1574	1674	1	12	11	+6	-15	-117	0.3	0.3	5	27	D16

PRODUCTS

Model Number	Min Freq (MHz)	Max Freq (MHz)	Min Tune (Vdc)	Max Tune (Vdc)	K_{vco} (MHz/V) typ.	P_{out} (dBm) typ.	2nd Har (dBc) typ.	→ Noise (10kHz,dBc) typ.	Pushing (MHz/V) typ.	Pulling (MHz,p-p) typ.	Supply (Vdc) typ.	Current (mA) typ.	Case Outline
UMX-1142-D16-G	1580	1620	2	12	5	+3	-15	-123	0.1	0.5	8	27	D16
RFVC4167	1584	1709	0.5	4.5	45	5	-15	-111	1.2	1	8	30	D16
UMX-1456-D16-G	1587.5	1587.5	0.5	4.5	3	0	-15	-125	0.1	0.5	5	27	D16
UMX-495-D16-G	1590	1855	1	12	28	+7	-17	-108	0.5	1	8	27	D16
UMX-1887-D16-G	1598	1602	0.5	4.5	4.5	7	-15	-125	0.1	0.5	8	28	D16
UMX-119-D16-G	1600	1600	2	10	4	0	-15	-123	0.2	1	8	25	D16
UMX-1158-D16-G	1600	1800	0	13	18	0	-15	-113	0.3	0.2	8	28	D16
UMX-1767-D16-G	1600	2000	0	15	32	7	-15	-105	0.5	2	6	28	D16
UMX-1071-D16-G	1610	1704	0.5	4.8	28	+6	-15	-116	0.4	1	5	28	D16
UMX-709-D16-G	1610	1720	1	11	12	+2	-12	-118	0.1	0.5	12.5	27	D16
UMX-261-D16-G	1620	1620	1	11	1	+2	-15	-127	0.1	0.2	5	27	D16
UMX-810-D16-G	1620	1710	0.5	6	22	+6	-15	-117	0.3	0.5	5	27	D16
UMX-1426-D16-G	1625	1625	0	9	1.2	0	-15	-125	0.1	0.5	8	28	D16
UMX-1932-D16-G	1625	1635	0.5	4.5	7	7	-15	-122	0.1	1	5	28	D16
UMX-1638-D16-G	1638	1781	0.5	14	12	0	-15	-118	0.2	0.5	8	30	D16
UMX-1208-D16-G	1640	1695	0.5	4.5	18	7	-15	-116	0.2	3	5	30	D16
UMX-710-D16-G	1643	1697	1	11	7	+2	-15	-122	0.1	0.5	11.5	28	D16
UMX-1490-D16-G	1645	1707.5	0.5	4.5	25	7	-20	-114	0.5	1	5	28	D16
UMX-1578-D16-G	1645	1735	0	18	7	7	-15	-118	0.2	1	8	28	D16
UMX-236-D16-G	1646	1670	0.25	4.75	9	+2	-15	-120	0.3	0.2	5	27	D16
RFVC4168	1647	1772	0.5	4.5	45	5	-15	-111	1.2	1	8	30	D16
UMX-1526-D16-G	1650	1650	0	9	2.2	0	-15	-125	0.1	0.5	8	30	D16
UMX-579-D16-G	1650	1710	0.5	4.5	25	+7	-20	-114	0.5	1	5	28	D16
UMX-581-D16-G	1650	1800	0.5	4.5	50	+7	-25	-106	0.5	2	5	25	D16
UMX-960-R16-G	1650	2050	0	15	33	-2.5	-20	-109	0.1	1	8	28	R16
UMX-514-B14-G	1651	1721	0.5	4.5	25	+7	-20	-112	0.2	1	5	23	B14
UMX-617-D16-G	1664	1664	0.5	4.5	6	+7	-20	-125	0.1	1	8	24	D16
UMX-1073-D16-G	1666	1736	0.5	4.8	23	+6	-15	-117	0.3	0.7	5	27	D16
UMX-240-D16-G	1669	1693	0.25	4.75	9	+2	-15	-120	0.3	0.2	5	27	D16
UMX-1505-D16-G	1680	1760	2	12	10	3	-15	-118	0.1	0.4	8	30	D16
UMX-1512-D16-G	1680	1760	0	16	6.5	3	-15	-122	0.1	0.3	8	30	D16
UMX-1209-D16-G	1685	1740	0.5	4.5	18	7	-15	-116	0.2	3	5	30	D16
UMX-394-D16-G	1700	1700	0.5	4.5	5	0	-20	-125	0.05	0.3	8	28	D16
UMX-973-D16-G	1700	1700	0.5	4.5	5	0	-20	-125	0.05	0.3	8	28	D16
UMX-1933-D16-G	1700	1710	0.5	4.5	7	7	-15	-122	0.1	1	5	28	D16
UMX-308-D16-G	1700	1800	0.5	4.5	35	+7	-15	-110	0.5	0.8	5	20	D16
UMX-1544-D16-G	1700	1900	0	18	15	0	-15	-115	0.1	0.5	8	30	D16
UMX-1598-D16-G	1700	1900	0	12	20	7	-15	-110	0.3	1	6	27	D16
UMX-1627-D16-G	1700	1950	0	18	16	0	-15	-114	0.5	1	8	30	D16
UMX-586-D16-G	1700	2100	0	15	33	+7	-15	-108	0.3	1	6	27	D16
UMX-245-D16-G	1710	1740	0.25	4.75	10	+2	-15	-120	0.2	0.5	5	27	D16
UMX-507-D16-G	1712.5	1712.5	1	10	5	+7	-20	-120	0.1	1	6	27	D16
UMX-842-D16-G	1720	1740	2	10	4	0	-15	-125	0.1	0.5	5	28	D16
UMX-1112-D16-G	1720	1760	2	12	6	+3	-15	-122.5	0.1	0.5	8	27	D16
RFVC-4089	1720.32	1720.32	0.5	4.5	7	4	-15	-122	1	0.1	5	28	D16
RFVC-4067	1721	1841	0.5	5.5	35	5	-15	-111	1	1	8	28	D16
UMX-209-B14-G	1740	1785	0.5	4.5	15	+7	-20	-116	0.2	0.3	8	29	B14
UMX-297-D16-G	1740	1785	0.5	4.5	15	+7	-20	-116	0.2	0.3	8	29	D16
UMX-1672-D16-G	1748	1753	0.5	4.5	2.5	7	-18	-125	0.1	0.5	8	28	D16

Model Number	Min Freq (MHz)	Max Freq (MHz)	Min Tune (Vdc)	Max Tune (Vdc)	K _{vco} (MHz/V) typ.	P _{out} (dBm) typ.	2nd Har (dBc) typ.	→ Noise (±10kHz, dBc) typ.	Pushing (MHz/V) typ.	Pulling (MHz, p-p) typ.	Supply (Vdc) typ.	Current (mA) typ.	Case Outline
UMX-1940-D16-G	1748	1753	0.5	4.5	2.5	7	-18	-125	0.1	0.5	8	28	D16
RFVC4198	1750	1750	0.5	4.5	7	7	-15	-123	0.3	0.5	8	28	D16
RFVC4179	1750	1810	0.5	4.5	21	7	-15	-116	0.2	0.5	8	28	D16
UMX-242-D16-G	1750	2050	0.5	4.5	85	0	-15	-105	1.5	0.8	4.75	28	D16
UMX-508-D16-G	1753.125	1753.125	1	10	5	+7	-17	-123	0.5	2	6	26	D16
UMX-1731-D16-G	1758	1762	0.5	4.5	4.5	7	-18	-125	0.1	0.5	8	28	D16
RFVC4192	1760	1770	0.5	5	7	3	-15	-122	0.1	0.2	5	25	D16
UMX-1113-D16-G	1776	1942	0.5	9	22	0	-20	-112	0.5	1	8	30	D16
UMX-538-D16-G	1780	1780	0.5	4.5	6	+7	-16	-123	0.3	0.5	8	28	D16
UMX-677-D16-G	1780	1840	1	10	8	+7	-20	-115	0.5	1	6	27	D16
RFVC4062	1780	2220	0.5	20	29	7	-15	-108	12	2	5	27	D16
UMX-509-D16-G	1784.375	1784.375	1	10	5	+7	-20	-122	0.1	1	6	27	D16
UMX-1531-D16-G	1785	2050	0.5	10	31	0	-15	-110	0.1	0.3	10	28	D16
UMX-1906-D16-G	1790	1950	0.1	16	15	5	-12	-116	0.2	1	8	30	D16
UMX-1652-D16-G	1796	2263	0.5	11	50	0	-15	-105	0.5	1	8	30	D16
UMX-476-D16-G	1800	1800	0.5	4.5	7	+6	-15	-124	0.1	0.3	6	27	D16
UMX-524-D16-G	1800	1800	0.5	4.5	4	0	-35	-127	0.1	0.1	8	29	D16
UMX-754-R16-G	1800	1800	0.5	4.5	3.6	0	-13	-124	0.1	0.5	5	28	R16
UMX-1366-D16-G	1800	1800	0.5	4.5	2.5	8	-12	-125	0.1	0.2	5	28	D16
RFVC4182	1800	1800	0.5	4.5	5	6	-12	-125	0.1	2	8	28	R16
UMX-556-D16-G	1800	1860	1	12	6.5	+7	-20	-118	0.2	0.8	6	25	D16
UMX-254-D16-G	1800	1900	0	4.5	36	+7	-20	-109	0.3	0.6	5	21	D16
UMX-1159-D16-G	1800	2000	0	13	18	0	-25	-114	0.4	0.3	8	28	D16
UMX-1646-D16-G	1800	1800	0.5	9.5	0.8	6	-15	-127	0.1	0.5	8	30	D16
UMX-282-D16-G	1802	2035	1	11	24	+2	-15	-111	0.2	1	9.5	29	D16
RFVC4180	1805	1865	0.5	4.5	24	7	-15	-116	0.3	0.5	8	28	D16
UMX-883-D16-G	1809	1821	1	4	7	+6	-15	-123	0.1	0.5	5	27	D16
UMX-1210-D16-G	1814	1883	0.5	4.5	22	7	-17	-115	0.3	0.5	5	27	D16
UMX-1912-D16-G	1816.7	1816.7	0.5	4.5	3	6.0	-15	-125	0.1	0.5	5	28	D16
RFVC4028	1818	1822	0.5	4.5	3.1	7	-15	-123	0.5	0.5	8	28	D16
UMX-684-D16-G	1820	2100	0	18	22	0	-15	-112	0.2	1	8	28	D16
UMX-1367-D16-G	1824	1975	1	15	13	0	-12	-115	0.1	0.1	5	28	D16
UMX-1103-D16-G	1825	2175	1	15	28	+4	-15	-107	0.5	2	5	30	D16
UMX-1060-D16-G	1830	1830	2	10	2	+2	-13	-125	0.1	0.2	8	30	D16
UMX-866-D16-G	1830	1970	0.5	4.5	40	7.5	-15	-112	1	1.5	8	28	D16
UMX-1513-D16-G	1840	1840	0.5	4.5	5.5	0	-15	-123	0.1	0.1	6	27	D16
UMX-832-D16-G	1840	2073	0.5	4.5	65	0	-15	-106	2.5	0.5	5	28	D16
UMX-711-D16-G	1841	1896	1	11	7	+2	-15	-120	0.1	0.5	11.5	28	D16
UMX-1192-D16-G	1842	2056	0.5	4.8	58	6.0	-17	-107	0.6		5	27	D16
UMX-483-B14-G	1843.75	1843.75	1	8	4	+4	-20	-120	0.2	0.5	8	29	B14
RFVC4118	1850	1850	0.5	4.5	3	2	-15	-125	0.2	0.1	5	28	D16
UMX-224-D16-G	1850	2000	1	4.5	50	+4	-20	-106	0.5	4	5	18	D16
UMX-908-D16-G	1850	2000	1	4.5	50	+4	-15	-107	1.5	1.5	4.5	19	D16
RFVC4166	1850	2000	1	12	17	7	-8	-111	0.2	1	8	27	D16
UMX-321-D16-G	1850	2050	1	14	30	+5	-18	-107	0.3	0.5	6	27	D16
UMX-1541-D16-G	1850	2125	0	24	19	7	-15	-114	0.2	1	8	27	D16
UMX-1193-D16-G	1850	2200	0	13	32	0	-20	-108	0.4	0.5	8	28	D16
UMX-525-D16-G	1850	2220	0	14	35	+7	-20	-107	0.2	2	8	28	D16
RFVC4110	1852	1868	1	12	1.4	2.5	-20	-120	0.1	0.5	8	30	D16

PRODUCTS

Model Number	Min Freq (MHz)	Max Freq (MHz)	Min Tune (Vdc)	Max Tune (Vdc)	K_{vco} (MHz/V) typ.	P_{out} (dBm) typ.	2nd Har (dBc) typ.	→ Noise (10kHz,dBc) typ.	Pushing (MHz/V) typ.	Pulling (MHz,p-p) typ.	Supply (Vdc) typ.	Current (mA) typ.	Case Outline
UMX-364-D16-G	1860	2160	0.5	10	40	+5	-15	-106	0.5	2	6	28	D16
UMX-352-D16-G	1865	2055	0	12	20	+7	-15	-112	0.2	1	8	27	D16
UMX-1830-D16-G	1870	1870	0.5	4.5	3	7	-15	-125	0.1	0.5	5	28	D16
UMX-1254-D16-G	1875	1875	0.5	4.5	4	8	-15	-125	0.1	1	8	28	D16
UMX-1211-D16-G	1881	1950	0.5	4.5	23	7	-16	-115	0.3	0.5	5	27	D16
UMX-338-D16-G	1891	1891	0.5	4.5	5	+7	-20	-123	0.2	2	8	29	D16
UMX-1732-D16-G	1898	1902	0.5	4.5	4.5	7	-18	-125	0.1	0.5	8	28	D16
UMX-2021-D16-G	1898	1902	0.5	4.5	4.5	7	-18	-125	0.1	0.5	8	28	D16
RFVC-4045	1900	1900	0.5	4.5	3	7	-13	-125	0.1	0.5	5	28	D16
UMX-381-D16-G	1900	2100	0	12	20	+7	-20	-110	0.3	1	6	27	D16
UMX-1545-D16-G	1900	2110	0	18	15	0	-15	-115	0.1	0.5	8	30	D16
UMX-392-D16-G	1900	2200	1	14	40	+5	-15	-106	0.5	2	6	28	D16
UMX-940-D16-G	1905	1905	0.5	4.5	4	0	-15	-124	0.05	0.1	8	29	D16
UMX-1469-D16-G	1910	1910	0.5	4.5	3.5	7	-15	-125	0.1	3	6	27	D16
RFVC-4054	1913	1927	0	5	7.5	0	-20	-125	0.5	1	8	30	D16
UMX-550-D16-G	1920	1920	0.5	4.5	6	+2	-20	-121	0.2	1	5	21	D16
UMX-1941-D16-G	1920	1920	1.5	7	4.3	6	-15	-122	0.1	0.5	6	28	D16
RFVC-4087	1920	1920	0	12	1	0	-20	-125	1	0.5	8	30	D16
UMX-205-D16-G	1925	1925	0.5	4.5	3.5	+7	-20	-125	0.2	1	8	27	D16
UMX-139-D16-G	1928	1928	0.5	4.5	6	+7	-20	-121	0.1	2	8	27	D16
UMX-686-D16-G	1934	2365	0	18	33	0	-15	-109	0.4	0.5	8	28	D16
UMX-1943-D16-G	1937.5	1962.5	0.5	4.5	13	0	-15	-118	0.2	0.5	8	28	D16
UMX-712-D16-G	1940	2017	1	11	9	+2	-15	-118	0.1	0.5	11.5	28	D16
UMX-553-D16-G	1945	2020	0.5	4.5	30	+7	-25	-111	0.3	2	5	20	D16
UMX-881-D16-G	1946	2330	1	13.5	38	+6	-20	-107	0.5	2	5	27	D16
UMX-1212-D16-G	1948	2016	0.5	4.5	22	7	-17	-115	0.3	0.5	5	27	D16
UMX-1039-D16-G	1950	1950	0.5	4.5	3	+7	-13	-125	0.1	0.5	5	28	D16
UMX-580-D16-G	1950	2100	0.5	4.5	50	+7	-20	-106	0.5	2	5	25	D16
UMX-1628-D16-G	1950	2200	0	18	17	0	-15	-114	0.5	1	8	30	D16
RFVC-4082	1950	2500	0	20	40	0	-15	-107	1	1	8	30	D16
RFVC-4046	1956	1956	0.5	4.5	3.5	7	-13	-125	0.1	0.5	5	28	D16
UMX-161-D16-G	1960	2350	1	14	37	+7	-20	-106	1	2	6	27	D16
UMX-142-D16-G	1965	1965	0.5	4.5	6	+7	-20	-121	0.1	2	8	27	D16
UMX-1667-D16-G	1970	2250	1	15	25	0	-15	-111	0.2	0.5	8	30	D16
UMX-1368-D16-G	1975	2138	1	15	13	0	-18	-115	0.2	0.3	5	27	D16
RFVC4184	1975	2275	1	9.5	42.5	4	-15	-105	0.5	1	8	30	D16
UMX-138-D16-G	1981	1981	0.5	4.5	6	+7	-20	-121	0.1	2	8	27	D16
UMX-1653-D16-G	1985	2450	0.5	11	50	0	-15	-105	0.5	1	8	30	D16
RFVC-4113	1988	2087	0.5	5.5	26	5	-15	-115	1	1	8	27	D16
UMX-1132-D16-G	1990	2050	1	9	10	+5	-15	-117	0.2	1	10	25	D16
UMX-406-D16-G	2000	2000	0.5	4.5	6	+6	-25	-122	0.2	1	6	28	D16
UMX-515-D16-G	2000	2000	0.5	4.5	5	+7	-20	-123	0.2	1	8	27	D16
UMX-1382-D16-G	2000	2000	1	11	0.8	2	-13	-125	0.1	0.2	5	27	D16
UMX-678-D16-G	2000	2060	1	10	9	+7	-18	-117	0.1	0.6	6	27	D16
UMX-1198-D16-G	2000	2175	0	18	12	0	-15	-115	0.2	1	8	30	D16
UMX-1302-D16-G	2000	2175	0.5	8	33	0	-15	-110	0.2	0.5	8	28	D16
UMX-1160-D16-G	2000	2200	0	13	18	0	-20	-113	0.2	0.3	8	28	D16
UMX-948-D16-G	2000	2200	0.5	4.5	60	0	-18	-106	2	1	5	28	D16
UMX-1655-D16-G	2000	2000	0.5	9.5	0.8	6	-15	-127	0.1	0.5	8	30	D16

Model Number	Min Freq (MHz)	Max Freq (MHz)	Min Tune (Vdc)	Max Tune (Vdc)	K _{vco} (MHz/V) typ.	P _{out} (dBm) typ.	2nd Har (dBc) typ.	→ Noise (±10kHz, dBc) typ.	Pushing (MHz/V) typ.	Pulling (MHz, p-p) typ.	Supply (Vdc) typ.	Current (mA) typ.	Case Outline
UMX-1768-D16-G	2000	2500	0	15	36	7	-15	-105	1	4	6	28	D16
UMX-2081-R16-G	2000	2500	0	20	38	0	-15	-108	1	1	8	30	R16
UMX-1807-D16-G	2001	2018	2	10	4	6	-20	-123	0.2	1	6	28	D16
UMX-539-D16-G	2002	2002	0.5	4.5	6	+7	-15	-122	0.3	2	8	29	D16
UMX-1213-D16-G	2014	2081	0.5	4.5	22	7	-17	-115	0.3	0.5	5	27	D16
UMX-1145-D16-G	2020	2020	0.5	8	2	5	-15	-125	0.1	2	8	30	D16
UMX-368-D16-G	2020	2210	1	14	22	+7	-20	-108	0.9	2	6	25	D16
UMX-473-D16-G	2025	2400	1	14	40	+5	-15	-106	1	2	6	28	D16
UMX-1485-D16-G	2028	2028	2	9	0.8	2	-12	-125	0.1	0.1	5	27	D16
UMX-107-D16-G	2031	2031	0.5	4.5	7	+7	-20	-122	0.2	1	6	27	D16
UMX-1486-D16-G	2032	2032	2	9	0.8	2	-18	-125	0.1	0.1	5	27	D16
UMX-1417-D16-G	2034	2064	1	11	4.2	2	-12	-123	0.1	0.1	5	27	D16
UMX-1487-D16-G	2036	2036	2	9	0.8	2	-18	-125	0.1	0.1	5	27	D16
UMX-713-D16-G	2038	2142	1	11	13	+2	-12	-116	0.1	0.3	12.5	28	D16
UMX-151-D16-G	2039	2039	0.5	4.5	6	+7	-20	-121	0.1	2	8	27	D16
UMX-1524-D16-G	2039	2283	0.1	16	22	5	-15	-112	0.2	0.8	8	28	D16
UMX-1488-D16-G	2040.5	2040.5	2	9	0.8	2	-18	-125	0.1	0.1	5	27	D16
UMX-1184-R16-G	2043	2460	1	16	30	0	-15	-104	1	2	4.5	30	R16
UMX-1428-R16-G	2043	2460	1	16	30	0	-15	-107	0.6	0.3	8	30	R16
UMX-1383-D16-G	2045	2045	1	11	0.8	2	-13	-125	0.1	0.2	5	27	D16
UMX-153-D16-G	2048	2048	0.5	4.5	7	+7	-20	-121	0.1	2	8	27	D16
UMX-1654-D16-G	2048	2048	0.5	4.5	6	7	-15	-125	0.1	2	5	27	D16
UMX-1384-D16-G	2050	2050	1	11	0.8	2	-13	-125	0.1	0.2	5	27	D16
UMX-1518-R16-G	2050	2250	0	18	14	0	-15	-113	0.2	0.3	8	30	R16
UMX-1532-D16-G	2050	2350	0.5	10	35	0	-15	-109	0.5	0.5	10	28	D16
UMX-390-D16-G	2050	2400	1	14	40	+5	-15	-105	1	2	6	28	D16
UMX-961-R16-G	2050	2475	0	16	33	-2.5	-25	-108	0.3	0.3	8	28	R16
UMX-1775-D16-G	2052	2120	1.5	11	10	0	-15	-117	0.2	0.5	8	30	D16
UMX-1385-D16-G	2054	2054	1	11	0.8	2	-13	-125	0.1	0.2	5	27	D16
UMX-1386-D16-G	2058	2058	1	11	0.8	2	-13	-125	0.1	0.2	5	27	D16
UMX-269-D16-G	2070	2270	0.5	4.5	60	+5	-12	-106	1.5	0.6	5	26	D16
UMX-540-D16-G	2076	2076	0.5	4.5	6	+7	-15	-122	0.2	2	8	28	D16
UMX-154-D16-G	2080	2080	0.5	4.5	6	+7	-20	-121	0.1	2	8	27	D16
UMX-618-D16-G	2080	2080	0.5	4.5	6	+7	-12	-122	0.2	1	8	29	D16
UMX-1131-D16-G	2080	2140	1	9	10	+5	-15	-115	0.2	1	10	25	D16
UMX-714-D16-G	2085	2210	1	11	15	+2	-15	-113	0.1	0.5	12.5	29	D16
RFVC-4112	2093.75	2093.75	2	5	6	7	-12	-121	0.2	1	7	28	D16
UMX-828-D16-G	2100	2100	0.5	4.5	3	0	-15	-126	0.1	1	5	28	D16
UMX-599-D16-G	2100	2120	0.5	4.5	9.5	+7	-12	-120	0.2	1	8	29	D16
UMX-1599-D16-G	2100	2300	0	12	20	7	-15	-110	0.3	1	6	27	D16
UMX-311-D16-G	2100	2350	2	10	40	+7	-15	-105	0.4	2	8	28	D16
UMX-587-D16-G	2100	2500	0	15	33	+7	-20	-106	1	2	6	27	D16
UMX-1516-D16-G	2105	2139	0.5	4.5	12	4	-15	-118	0.2	1	5	25	D16
UMX-1546-D16-G	2110	2320	0	18	14	0	-15	-115	0.1	0.5	8	30	D16
UMX-1682-D16-G	2110	2320	0.5	4.5	70	7.5	-15	-107	1	2	8	30	D16
UMX-157-D16-G	2112	2112	0.5	4.5	6	+7	-20	-121	0.1	2	8	27	D16
UMX-152-D16-G	2113	2113	0.5	4.5	6	+7	-20	-121	0.1	2	8	27	D16
UMX-1643-D16-G	2120	2320	0.5	4.5	60	0	-15	-106	1	0.5	5	26	D16
UMX-233-D16-G	2125	2125	0.5	4.5	2.5	+7	-15	-125	0.1	0.5	8	29	D16

PRODUCTS

Model Number	Min Freq (MHz)	Max Freq (MHz)	Min Tune (Vdc)	Max Tune (Vdc)	K_{vco} (MHz/V) typ.	P_{out} (dBm) typ.	2nd Har (dBc) typ.	→ Noise (10kHz,dBc) typ.	Pushing (MHz/V) typ.	Pulling (MHz,p-p) typ.	Supply (Vdc) typ.	Current (mA) typ.	Case Outline
UMX-1427-D16-G	2125	2125	0	9	1.2	0	-15	-125	0.1	0.5	8	28	D16
UMX-300-D16-G	2130	2130	0.5	4.5	7	+4	-15	-121	0.1	0.5	5	25	D16
UMX-1387-D16-G	2130	2260	1	11	15	2	-12	-113	0.2	0.5	5	28	D16
UMX-393-D16-G	2133	2133	0.5	4.5	7	+7	-15	-120	0.2	2	6	28	D16
UMX-1285-D16-G	2140	2140	0.5	4.5	3	7	-20	-125	0.1	1	5	28	D16
RFVC4193	2140	2140	0.5	5	4	3	-15	-121	0.1	0.5	5	25	D16
UMX-698-D16-G	2140	2150	0.5	4.5	5	6	-15	-125	0.1	0.4	8	29	D16
UMX-1287-D16-G	2140	2300	0	18	10	0	-20	-117	0.5	1	8	30	D16
UMX-1683-D16-G	2142	2366	0.5	4.5	65	0	-20	-106	1	1	5	25	D16
UMX-1905-D16-G	2142	2483	0.5	18	27	7	-15	-108	1	5	8	28	D16
UMX-158-D16-G	2144	2144	0.5	4.5	6	+7	-20	-121	0.1	2	8	27	D16
UMX-715-D16-G	2149	2259	1	11	14	+2	-15	-114	0.1	0.5	11.5	28	D16
UMX-541-D16-G	2150	2150	0.5	4.5	6	+7	-15	-122	0.2	2	8	28	D16
UMX-598-D16-G	2150	2150	0.5	4.5	7.5	+7	-12	-121	0.2	0.5	8	29	D16
UMX-819-D16-G	2150	2285	0	12	13	0	-15	-115	0.1	0.3	5	28	D16
UMX-389-D16-G	2160	2160	0.5	4.5	7	+6	-11	-123	0.1	0.2	8	29	D16
UMX-547-D16-G	2160	2160	0.5	4.5	7	+7	-20	-120	0.2	2	6	29	D16
UMX-1416-D16-G	2160	2160	1	11	0.6	2	-20	-127	0.1	0.1	5	27	D16
UMX-270-D16-G	2160	2360	0.5	4.5	60	+5	-16	-106	0.7	2	5	26	D16
UMX-510-D16-G	2168.75	2168.75	1	10	4	+7	-20	-120	0.5	2	6	27	D16
UMX-1904-D16-G	2170	2510	0.5	18	28	7	-15	-108	1	5	8	28	D16
UMX-315-D16-G	2175	2175	0.5	4.5	7	+7	-15	-120	1	2	6	28	D16
UMX-1199-D16-G	2175	2300	0	18	10	0	-15	-116	0.2	1	8	30	D16
UMX-1569-D16-G	2179	2179	0.5	4.5	2.5	7	-15	-125	0.1	0.5	6	28	D16
RFVC-4098	2181	2181	2	5	4.5	8	-15	-123	0.1	0.7	7	26	D16
UMX-687-D16-G	2184	2460	0	18	18	0	-15	-110	1	3	8	30	D16
UMX-312-D16-G	2190	2330	2	10	25	+7	-20	-110	0.5	2	8	27	D16
UMX-1075-D16-G	2192	2472	0.5	4.5	85	+5	-15	-103	2	2	5	21	D16
UMX-846-D16-G	2198	2198	2	10	2.5	0	-15	-125	0.1	0.7	8	28	D16
UMX-1167-D16-G	2200	2200	1	9	1	0	-15	-125	0.1	0.5	8	30	D16
UMX-1300-D16-G	2200	2200	0.5	4.5	2	5	-15	-125	0.1	0.1	5	28	D16
UMX-2084-D16-G	2200	2200	0.5	4.5	2.5	6	-15	-125	0.1	0.1	5	28	D16
UMX-1467-D16-G	2200	2260	0.5	5.5	15	5	-15	-116	0.2	1	8	30	D16
UMX-166-D16-G	2200	2300	1	4.5	36	+4	-20	-110	0.5	4	5	18	D16
UMX-907-D16-G	2200	2300	1	4.5	36	+4	-15	-110	0.2	1	4.5	18	D16
UMX-629-D16-G	2200	2400	1	12	22	+7	-15	-108	0.5	5	8	28	D16
UMX-926-D16-G	2200	2400	1	12	22	+7	-15	-110	0.5	5	8	28	D16
RFVC-4135	2200	2400	1	12	22	7	-15	-110	0.5	5	5	28	D16
UMX-310-D16-G	2200	2500	1	14	40	+5	-15	-105	1	2	6	28	D16
UMX-596-D16-G	2206	2280	-8	-0.5	13	+5	-20	-110	0.5	1	5	27	D16
UMX-1282-D16-G	2210	2365	0	18	10	0	-20	-114	0.5	1	8	30	D16
UMX-260-D16-G	2220	2220	1	11	1.2	+2	-12	-127	0.1	0.1	5	27	D16
UMX-114-D16-G	2220	2350	0.5	4.5	47	+7	-20	-107	1	2	5	20	D16
UMX-901-D16-G	2220	2585	1	15	30	+2	-15	-108	0.5	1.0	5	28	D16
UMX-526-D16-G	2220	2662	0	14	40	+5	-15	-107	0.5	3	8	29	D16
UMX-542-D16-G	2224	2224	0.5	4.5	6	+7	-13	-122	0.2	2	8	29	D16
RFVC4185	2225	2525	1	9.5	41	4	-15	-105	0.5	1	8	30	D16
UMX-1860-D16-G	2240	2785	0	18	40	5	-15	-107	1	3	8	30	D16
UMX-239-D16-G	2242	2278	0.25	4.75	12	+2	-20	-120	0.3	1	5	26	D16

Model Number	Min Freq (MHz)	Max Freq (MHz)	Min Tune (Vdc)	Max Tune (Vdc)	K _{vco} (MHz/V) typ.	P _{out} (dBm) typ.	2nd Har (dBc) typ.	→ Noise (±10kHz, dBc) typ.	Pushing (MHz/V) typ.	Pulling (MHz, p-p) typ.	Supply (Vdc) typ.	Current (mA) typ.	Case Outline
RFVC-4093	2243.75	2243.75	2	5	4.5	7	-12	-125	0.1	0.1	7	30	D16
UMX-716-D16-G	2243	2399	1	11	18.5	+2	-15	-111	0.1	0.5	12.5	29	D16
RFVC4161	2245	2255	0	10	3	7	-13	-122	0.2	2	8	29	D16
UMX-572-D16-G	2249	2388	-8	-0.5	23	+5	-20	-107	1	1	5	25	D16
UMX-972-D16-G	2250	2250	0.5	4.5	4	0	-15	-124	0.1	0.5	8	28	D16
UMX-516-D16-G	2250	2525	2	12	35	+5	-15	-107	0.5	2	6	27	D16
UMX-1668-D16-G	2250	2530	1	15	25	0	-15	-110	0.3	0.5	8	29	D16
UMX-1033-D16-G	2255	2280	0.5	4.5	8	+5	-12	-120	0.1	2	8	30	D16
UMX-620-D16-G	2260	2260	0.5	4.5	7	+7	-20	-120	0.2	1	8	30	D16
UMX-847-D16-G	2262	2270	2	10	2.5	0	-15	-125	0.1	0.2	8	28	D16
UMX-1671-D16-G	2263	2267	0.5	4.5	4.5	7	-18	-125	0.1	1	8	28	D16
UMX-1521-D16-G	2269	2580	0.1	16	27	5	-15	-110	0.5	1	8	28	D16
RFVC-4094	2275	2275	2	5	4.5	7	-12	-125	0.1	0.1	7	30	D16
RFVC4197	2275	2275	0.5	4.5	5	7	-12	-123	0.1	0.1	5	30	D16
RFVC-4134	2275	2550	0.5	18	20	8	-15	-112	0.5	4	8	30	D16
UMX-241-D16-G	2276	2312	0.25	4.75	12	+2	-20	-118	0.3	1	5	27	D16
UMX-1286-D16-G	2278	2279	0.5	4.5	3	7	-20	-125	0.1	1	5	28	D16
UMX-1470-D16-G	2280	2280	0.5	4.5	2.8	7	-15	-125	0.2	3	6	27	D16
UMX-1846-D16-G	2280	2280	0.5	4.5	3.3	7	-15	-125	0.1	1	8	30	D16
RFVC4173	2281	2281	2	5	4	2	-12	-125	0.1	0.1	7	30	D16
UMX-1861-D16-G	2293	2294	0.5	4.5	5	3	-15	-123	0.2	0.5	5	20	D16
UMX-1163-D16-G	2300	2300	1	10	1	0	-15	-125	0.1	1	8	30	D16
UMX-592-D16-G	2300	2300	0.5	4.5	7	+7	-13	-118	0.2	1	5	26	D16
UMX-1468-D16-G	2300	2360	0.5	5.5	15	5	-15	-116	0.2	1	8	30	D16
UMX-314-D16-G	2300	2450	0.5	4.5	50	+4	-15	-110	0.5	0.5	5	21	D16
UMX-682-D16-G	2300	2575	0	18	21	0	-12	-110	0.2	0.5	8	29	D16
RFVC-4129	2304	2304	0.5	4.5	9	6.5	-13	-120	0.5	1	5	30	D16
UMX-386-D16-G	2310	2310	0.5	4.5	7	+7	-12	-122	0.2	2	6	28	D16
RFVC-4065	2310	2320	1	4.8	7	6	-15	-122	0.2	2	5	28	D16
UMX-1915-D16-G	2314	2318	2	10	2	0	-15	-125	0.2	0.2	8	28	D16
UMX-1747-D16-G	2315	2330	0.5	4.5	8	3	-15	-119	0.1	0.5	5	27	D16
UMX-600-D16-G	2316	2316	0.5	4.5	7.5	+7	-15	-120	0.2	0.5	8	29	D16
UMX-1547-D16-G	2320	2530	0	18	15	0	-15	-115	0.1	0.5	8	30	D16
UMX-1749-D16-G	2330	2345	0.5	4.5	8	3	-15	-119	0.1	0.5	5	27	D16
UMX-882-D16-G	2330	2713	1	13.5	34	+6	-20	-107	0.7	0	5	27	D16
RFVC-4115	2341.25	2341.25	2	5	4.5	7	-12	-125	0.1	0.1	7	30	D16
RFVC-4122	2343	2343	2	5	4.8	7	-12	-125	0.1	0.1	7	30	D16
UMX-511-D16-G	2343.75	2343.75	1	10	4	+7	-17	-120	0.1	2	6	27	D16
UMX-1748-D16-G	2345	2360	0.5	4.5	8	3	-15	-119	0.1	0.5	5	27	D16
UMX-1918-D16-G	2350	2350	1.5	8.5	1.8	2	-15	-125	0.1	0.2	8	30	D16
UMX-160-D16-G	2350	2750	1	14	40	+5	-20	-106	1.5	2	6	28	D16
UMX-849-D16-G	2360	2360	0.4	4.5	7	+6	-10	-122	0.1	0.2	8	29	D16
UMX-1742-D16-G	2370	2385	0.5	4.5	8	3	-15	-119	0.1	0.5	5	27	D16
UMX-943-D16-G	2370	2390	0.5	4.5	8	+3	-15	-120	0.1	0.2	8	29	D16
UMX-1034-D16-G	2372	2397	0.5	4.5	8	+5	-12	-120	0.1	1	8	29	D16
UMX-543-D16-G	2375	2375	0.5	4.5	7	+5	-20	-121	0.2	2	8	29	D16
RFVC-4012	2375	2400	0.5	4.5	11	6	-15	-120	0.3	1	8	29	D16
UMX-137-D16-G	2390	2680	1	10	36	+7	-20	-105	2	3	6	28	D16
UMX-1148-R16-G	2400	2400	1	4	3	7	-15	-123	0.1	2	5	28	R16

PRODUCTS

Model Number	Min Freq (MHz)	Max Freq (MHz)	Min Tune (Vdc)	Max Tune (Vdc)	K_{vco} (MHz/V) typ.	P_{out} (dBm) typ.	2nd Har (dBc) typ.	→ Noise (10kHz,dBc) typ.	Pushing (MHz/V) typ.	Pulling (MHz,p-p) typ.	Supply (Vdc) typ.	Current (mA) typ.	Case Outline
UMX-215-D16-G	2400	2400	1	10	4	+7	-15	-120	0.3	2	8	29	D16
UMX-1947-D16-G	2400	2400	0.5	4.5	3	7	-15	-123	0.2	1	8	28	D16
UMX-1743-D16-G	2400	2415	0.5	4.5	8	3	-15	-119	0.1	0.5	5	27	D16
RFVC-4013	2400	2425	0.5	4.5	11	6	-15	-120	0.3	1	8	29	D16
UMX-630-D16-G	2400	2600	1	12	20	+7	-15	-108	0.5	0.5	8	28	D16
UMX-927-D16-G	2400	2600	1	12	20	+7	-15	-110	0.5	3	8	28	D16
RFVC-4136	2400	2600	1	12	20	7	-15	-110	0.5	0.5	5	28	D16
UMX-897-D16-G	2400	2680	1	15	24	+2	-20	-110	0.2	0.5	5	28	D16
UMX-1149-D16-G	2400	2800	1	12	40	0	-15	-106	1.5	5	8	30	D16
UMX-120-D16-G	2413	2453	0.5	4.5	15	+7	-15	-116	0.2	2	8	28	D16
UMX-1200-D16-G	2420	2600	0	18	12	0	-15	-115	0.2	1	8	30	D16
RFVC-4125	2421.5	2422.5	0.5	2.25	7	2	-14	-121	0.1	0.3	4.5	25	D16
UMX-884-D16-G	2425	2575	1	13	27.5	0	-15	-109	0.2	0.3	5	28	D16
UMX-691-D16-G	2425	2820	0	18	28	0	-20	-107	0.3	0.5	8	29	D16
RFVC-4014	2425	2450	0.5	4.5	11	6	-15	-120	0.3	1	8	29	D16
UMX-1477-D16-G	2430	2430	0.5	4.5	7	7	-15	-120	0.2	1	8	30	D16
UMX-113-D16-G	2430	2550	0.5	4.5	44	+7	-16	-110	1.2	2	5	27	D16
UMX-717-D16-G	2436	2590	1	11	19	+2	-15	-111	0.2	0.5	12.5	29	D16
UMX-1669-D16-G	2437	2437	0	9	1.5	2	-15	-123	0.1	0.5	8	30	D16
UMX-1862-D16-G	2437	2438	0.5	4.5	5	3	-15	-123	0.2	0.5	5	20	D16
UMX-1699-D16-G	2445	2455	0.5	4.5	5.2	7	-15	-122	0.1	2	5	28	D16
UMX-634-D16-G	2450	2450	0.5	4.5	7	+7	-15	-120	0.2	1	8	27	D16
RFVC-4015	2450	2475	0.5	4.5	10	6	-15	-120	0.3	1	8	29	D16
UMX-1359-D16-G	2450	2550	0.5	5.5	25	5	-15	-115	0.5	2	8	30	D16
UMX-2010-D16-G	2452	2684	0.1	16	18.5	5	-12	-112	1	1	8	30	D16
UMX-1946-D16-G	2460	2470	2	7	5	7.0	-15	-121	0.2	0.5	8	28	D16
UMX-1750-D16-G	2460	2475	0.5	4.5	8	3	-15	-119	0.1	0.5	5	27	D16
UMX-1185-R16-G	2460	2860	1	16	30	0	-15	-103	1	2	4.5	30	R16
UMX-1429-R16-G	2460	2860	1	16	30	0	-15	-106	0.5	0.3	8	30	R16
UMX-571-D16-G	2463	2566	-8	-0.5	18	+5	-20	-110	1	1	5	25	D16
UMX-597-D16-G	2470	2544	-8	-0.5	-14	+5	-20	-112	0.5	1	5	26	D16
UMX-1751-D16-G	2475	2490	0.5	4.5	8	3	-15	-119	0.1	0.5	5	27	D16
RFVC-4016	2475	2500	0.5	4.5	11	6	-15	-120	0.3	1	8	29	D16
UMX-212-D16-G	2475	2525	0	10	7	+7	-20	-118	0.3	3	6	25	D16
RFVC4186	2475	2775	1	9.5	44	4	-15	-105	0.5	1	8	30	D16
UMX-962-R16-G	2475	2900	0	16	30	-2.5	-20	-107	0.5	0.3	8	29	R16
UMX-1124-D16-G	2480	2700	0	18	15	0	-15	-115	1	2	8	30	D16
UMX-732-D16-G	2488	2488	0.5	4.5	2	+7	-12	-125	0.1	1	5	27	D16
UMX-1752-D16-G	2490	2505	0.5	4.5	8	3	-15	-119	0.1	0.5	5	27	D16
UMX-697-D16-G	2495	2505	0.5	4.5	5	6	-15	-125	0.1	0.4	8	29	D16
UMX-619-D16-G	2496	2496	0.5	4.5	7	+7	-20	-122	0.2	3	8	28	D16
UMX-601-D16-G	2500	2500	0.5	4.5	7	+7	-12	-122	0.2	1	8	28	D16
UMX-604-D16-G	2500	2500	0.5	4.5	7	+7	-20	-121	0.2	2	6	28	D16
UMX-1760-D16-G	2500	2500	2	6	2.5	2	-15	-125	0.1	0.5	8	30	D16
RFVC-4079	2500	2500	0.5	4.5	2	7	-12	-125	0.1	1	5	27	D16
RFVC-4095	2500	2500	0.5	4.5	7	5	-20	-122	0.2	2	8	28	R16
RFVC-4017	2500	2521	0.5	4.5	11	6	-15	-120	0.3	1	8	29	D16
UMX-403-D16-G	2500	2700	1	14	21	+7	-20	-110	0.5	4	8	27	D16
UMX-1388-D16-G	2500	2700	0.5	4.5	70	5	-20	-103	2	1	5	23	D16

Model Number	Min Freq (MHz)	Max Freq (MHz)	Min Tune (Vdc)	Max Tune (Vdc)	K _{vco} (MHz/V) typ.	P _{out} (dBm) typ.	2nd Har (dBc) typ.	→ Noise (±10kHz, dBc) typ.	Pushing (MHz/V) typ.	Pulling (MHz, p-p) typ.	Supply (Vdc) typ.	Current (mA) typ.	Case Outline
UMX-2051-D16-G	2500	2725	0	18	18	3	-15	-111	0.3	0.5	8	30	D16
UMX-588-D16-G	2500	2950	0	15	35	+7	-15	-105	1.5	3	6	27	D16
UMX-333-D16-G	2500	3000	0	15	40	+7	-20	-104	1.5	4	6	28	D16
UMX-2082-R16-G	2500	3000	0	20	40	0	-15	-107	1	1	8	30	R16
UMX-206-D16-G	2510	2510	0.5	4.5	7	+7	-15	-120	0.1	1	6	28	D16
UMX-1744-D16-G	2515	2530	0.5	4.5	8	3	-15	-119	0.1	0.5	5	27	D16
UMX-1697-D16-G	2520	2520	2	7	3	3	-15	-125	0.1	0.2	8	30	D16
UMX-1936-D16-G	2520	2520	2	6	2.5	9	-15	-125	0.1	1	8	30	D16
UMX-1907-D16-G	2520	2610	0.1	16	11	5	-12	-115	0.2	1	8	30	D16
RFVC-4018	2521	2542	0.5	4.5	10.7	6	-15	-120	0.3	1	8	29	D16
UMX-1139-D16-G	2525	2630	1	14	10	0	-15	-115	0.1	1	8	30	D16
UMX-517-D16-G	2525	2800	2	12	35	+5	-20	-107	1	2	6	27	D16
UMX-1548-D16-G	2530	2750	0	18	14	0	-15	-115	0.1	0.5	8	30	D16
UMX-848-D16-G	2535	2535	2	10	2.5	0	-15	-125	0.1	0.2	8	28	D16
UMX-438-D16-G	2540	2740	0.5	4.5	70	+5	-15	-105	1.5	0.5	5	25	D16
RFVC-4019	2542	2563	0.5	4.5	11	6	-15	-120	0.3	1	8	29	D16
UMX-683-D16-G	2545	2545	0.5	4.5	5	0	-20	-123	0.1	3	8	28	D16
UMX-1745-D16-G	2545	2560	0.5	4.5	8	3	-15	-119	0.1	0.5	5	27	D16
UMX-1615-D16-G	2550	2550	0	10	1.1	0	-15	-125	0.1	0.1	8	29	D16
UMX-1360-D16-G	2550	2650	0.5	5.5	25	5	-15	-115	0.5	2	8	30	D16
UMX-1663-D16-G	2550	2550	0.5	4.5	4.5	5	-15	-123	0.1	1	8	30	D16
RFVC4160	2550	2700	1	12	20	7	-15	-110	0.5	0.5	8	28	D16
UMX-544-D16-G	2558.33	2575	0.5	4.5	9	+8	-15	-120	0.2	2	8	29	D16
UMX-1503-D16-G	2560	2600	1	4	23	0	-15	-112	0.3	0.5	5	28	D16
UMX-685-D16-G	2560	2920	0	18	26	0	-20	-108	0.5	0.5	8	29	D16
UMX-1922-D16-G	2560	2640	1	12	10	4.5	-15	-118	0.1	0.5	8	30	D16
UMX-905-D16-G	2560	2610	1	10	8	0	-12	-119	0.1	0.1	8	29	D16
UMX-693-D16-G	2565	2575	0.5	4.5	5	+6	-15	-125	0.1	0.6	8	29	D16
UMX-718-D16-G	2565	2674	1	11	13	+2	-17	-113	0.1	0.3	12.5	28	D16
UMX-1352-D16-G	2567	2741	1	15	17	5	-15	-110	1	2	8	30	D16
UMX-1201-D16-G	2570	2721	0	18	10	0	-15	-115	0.2	1	8	30	D16
UMX-1991-D16-G	2578.125	2578.125	0.5	4.5	2	7	-12	-125	0.1	1	5	27	D16
UMX-179-D16-G	2580	2580	1	10	4	+7	-20	-120	0.2	2	8	27	D16
RFVC-4037	2580	2580	0.5	4.5	6.5	6	-15	-122	0.2	2	5	27	D16
UMX-873-D16-G	2580	2590	0.5	4.5	10	0	-14	-120	0.1	0.3	8	28	D16
UMX-1522-D16-G	2594	3026	0.1	16	30	5	-15	-107	0.2	1.4	8	28	D16
UMX-603-D16-G	2600	2600	0.5	4.5	6	+7	-20	-122	0.3	2	8	27	D16
UMX-631-D16-G	2600	2800	1	12	20	+7	-20	-111	0.5	5	8	29	D16
UMX-928-D16-G	2600	2800	1	12	20	+7	-20	-111	0.5	5	8	29	D16
RFVC4174	2600	2850	0.5	11	28	3	-15	-107	0.5	3	8	29	D16
UMX-719-D16-G	2606	2741	1	11	17	+2	-15	-113	0.1	0.5	12.5	29	D16
UMX-190-D16-G	2610	2610	0.5	4.5	6	+7	-20	-117	0.4	2	5	26	D16
UMX-546-D16-G	2610	2625	0.5	4.5	8	+7	-15	-120	0.2	2	8	30	D16
UMX-660-D16-G	2620	2720	0.5	4.5	35	+4	-20	-110	0.5	2	5	27	D16
UMX-1800-D16-G	2620	2774	0.5	5.5	47	1.5	-15	-110	0.5	1	5	27	D16
UMX-894-D16-G	2620	2910	1	15	25	+2	-15	-108	0.3	1	5	27	D16
UMX-1761-D16-G	2625	2625	2	5	3.3	0	-15	-125	0.1	0.5	8	30	D16
UMX-1746-D16-G	2627	2957	0	11	32	2.5	-15	-107	0.5	0.5	8	30	D16
UMX-188-D16-G	2627.50	2627.50	0.5	4.5	6	+7	-20	-121	0.1	2	8	27	D16
RFVC4175	2629.688	2629.688	0.4	4.5	3	7	-15	-125	0.1	0.3	5	27	D16

PRODUCTS

Model Number	Min Freq (MHz)	Max Freq (MHz)	Min Tune (Vdc)	Max Tune (Vdc)	K_{vco} (MHz/V) typ.	P_{out} (dBm) typ.	2nd Har (dBc) typ.	→ Noise (10kHz,dBc) typ.	Pushing (MHz/V) typ.	Pulling (MHz,p-p) typ.	Supply (Vdc) typ.	Current (mA) typ.	Case Outline
RFVC-4114	2640	2650	1	4	9.5	3	-15	-118	0.2	2	5	28	D16
UMX-1923-D16-G	2640	2720	1	12	10	4.5	-15	-118	0.1	0.5	8	30	D16
UMX-1828-R16-G	2646	2729	0.5	4.5	30	6	-15	-112	0.4	0.4	5	27	R16
UMX-180-D16-G	2650	2650	1	10	4	+7	-20	-120	0.2	2	8	27	D16
UMX-919-D16-G	2650	2910	0	18	18	0	-12	-112	0.2	0.3	8	29	D16
UMX-1705-D16-G	2650	2700	0.5	9	7.2	7	-15	-117	0.2	2	5	28	D16
UMX-1853-D16-G	2658	2670	2	6	7.5	4	-15	-120	0.2	0.5	8	28	D16
RFVC-4022	2660	2950	1	15	23	2	-15	-107	0.6	0.5	5	27	B14
UMX-1639-D16-G	2666	2666	0.5	4.5	2	7	-12	-125	0.1	0.4	5	27	D16
UMX-500-D16-G	2670	2730	0.5	4.5	25	+6	-15	-112	0.4	0.4	5	27	D16
UMX-593-D16-G	2675	2738	0.5	4.5	21	+7	-14	-113	0.4	2	8	29	D16
UMX-895-D16-G	2675	2950	1	15	21	+2	-15	-108	0.6	0.5	5	27	D16
UMX-1640-D16-G	2677	2677	0.5	4.5	2	7	-12	-125	0.1	0.4	5	27	D16
UMX-1641-D16-G	2688	2688	0.5	4.5	2	7	-12	-125	0.1	1	5	27	D16
UMX-2040-D16-G	2688.651	2688.651	0.5	4.5	8	7	-20	-118	0.5	1	5	27	D16
UMX-109-D16-G	2690	2690	0.5	4.5	7	+7	-15	-120	0.3	1	8	29	D16
UMX-915-D16-G	2693	2794	1	11	12	+2	-15	-115	0.2	1	12.5	27	D16
UMX-1989-D16-G	2700	2700	0.5	4.5	5	7	-15	-122	0.1	0.5	5	30	D16
RFVC4163	2700	2710	1	10	3.5	7	-15	-122	0.1	0.5	5	30	D16
UMX-1323-D16-G	2700	2772	0.5	4.5	24	7	-15	-113	0.5	0.6	5	29	D16
UMX-1464-D16-G	2700	3020	1	15	26	0	-15	-108	1	2	8	30	D16
RFVC-4099	2715	2715	2	5	4.8	8	-15	-120	0.1	3	7	28	D16
RFVC-4068	2715	2794	0.5	4.5	25	5	-15	-113	0.5	0.6	9	33	D16
RFVC4202	2719	2721	0.5	4.5	3	8	-15	-123	0.1	0.3	6.5	28	D16
UMX-1924-D16-G	2720	2800	1	12	10	4.5	-15	-118	0.1	0.5	8	30	D16
UMX-594-D16-G	2722	2785	0.5	4.5	25	+7	-15	-112	0.5	2	8	29	D16
UMX-1865-D16-G	2725	2725	3	6	4.2	5.5	-15	-122	0.1	2	8	30	D16
UMX-2104-D16-G	2725	2725	0.5	4.5	5.5	6	-15	-120	0.1	0.5	5	28	D16
UMX-424-D16-G	2725	2950	1	10	30	+7	-14	-108	0.5	5	6	27	D16
RFVC4187	2725	3025	1	9.5	42	4	-15	-105	1	2	8	30	D16
UMX-689-D16-G	2732	3120	0	18	29	0	-12	-108	0.2		8	29	D16
UMX-1593-D16-G	2737.5	2737.5	0.5	4.5	7	7	-15	-120	0.2	0.5	8	28	D16
RFVC-4050	2740	2975	1	11	26	6	-15	-109	0.6	0.6	8	28	D16
UMX-720-D16-G	2749	2901	1	11	18.5	+2	-15	-112	0.1	0.2	12.5	28	D16
UMX-453-D16-G	2750	2750	0.5	4.5	7	+6	-15	-120	0.2	2	8	27	D16
RFVC-4069	2750	2813	0.5	4.5	25	5	-15	-113	0.5	0.6	9	33	D16
UMX-1565-D16-G	2750	2850	0.5	4.5	33	5	-15	-110	0.5	1	5	25	D16
UMX-1530-DM16-G	2750	3020	0	16	20	6	-15	-110	0.5	1.2	8	30	DM16
UMX-1805-D16-G	2750	3050	0	5	70	7	-15	-103	2	4	5	27	D16
UMX-1056-D16-G	2760	2840	2	10	13	0	-14	-115	0.15	0.2	8	29	D16
RFVC-4080	2762.2768	2762.28	0.5	4.5	3	7	-15	-125	0.1	0.3	5	27	D16
RFVC-4081	2773.932	2773.93	0.5	4.5	3	7	-15	-125	0.1	0.3	5	27	D16
UMX-512-D16-G	2775	2775	0.5	4.5	7	+6	-20	-120	0.2	2	8	28	D16
UMX-1347-D16-G	2778	2945	1	15	14	5	-15	-111	1	2	8	30	D16
UMX-391-D16-G	2780	2980	1	14	25	+5	-15	-108	0.5	2	6	28	D16
RFVC-4059	2795	3045	1	11	28	3	-15	-107	0.1	0.5	5	28	D16
RFVC-4126	2795.249	2795.249	0.5	4.5	3	7	-15	-125	0.1	0.3	5	27	D16
UMX-200-D16-G	2800	2800	0.5	4.5	7	+7	-20	-118	0.5	2	8	30	D16
UMX-1707-D16-G	2800	2800	0.5	4.5	7.5	7	-20	-120	0.1	1	5	27	D16
UMX-1762-D16-G	2800	2800	2	6	3.3	2	-15	-123	0.1	0.5	8	30	D16

Model Number	Min Freq (MHz)	Max Freq (MHz)	Min Tune (Vdc)	Max Tune (Vdc)	K _{vco} (MHz/V) typ.	P _{out} (dBm) typ.	2nd Har (dBc) typ.	→ Noise (±10kHz, dBc) typ.	Pushing (MHz/V) typ.	Pulling (MHz, p-p) typ.	Supply (Vdc) typ.	Current (mA) typ.	Case Outline
RFVC-4003	2800	2800	0.5	4.5	7	7	-15	-118	0.5	1	5	28	D16
UMX-661-D16-G	2800	2875	0.5	4.5	27	+4	-20	-110	0.5	2	5	27	D16
UMX-1925-D16-G	2800	2880	1	12	10	4.5	-15	-116	0.1	0.5	8	30	D16
UMX-1706-D16-G	2800	2900	0.5	9.5	14	7	-15	-113	0.3	2	5	28	D16
UMX-699-D16-G	2800	3007	1	14	20	+2	-20	-110	0.5	4	8	30	D16
UMX-900-D16-G	2800	3025	1	15	19	+2	-15	-110	0.3	0.5	5	28	D16
RFVC-4023	2800	3075	1	15	30	2	-15	-107	0.3	0.5	5	27	D16
UMX-694-D16-G	2805	2815	0.5	4.5	5	+6	-15	-125	0.1	0.6	8	29	D16
RFVC-4078	2808	2808	0.5	4.5	7	7	-20	-118	0.5	2	8	30	D16
UMX-799-D16-G	2824	3288	0	11	46	0	-13	-103	0.5	1	5	27	D16
UMX-1329-D16-G	2825	2825	1	8	2	0	-15	-120	0.5	2	8	30	D16
UMX-944-D16-G	2825	2920	0.5	4.5	30	+3	-15	-110	0.4	0.3	8	30	D16
UMX-1555-D16-G	2828	2828	2	6	3.5	0	-15	-122	0.1	1	8	30	D16
UMX-1324-D16-G	2828	2900	0.5	4.5	24	7	-15	-113	0.5	5	5	28	D16
UMX-1363-D16-G	2830	2830	1	8	1.2	7	-15	-118	0.1	0.2	5	28	D16
UMX-1165-D16-G	2850	2850	1	9	1	0	-15	-123	0.1	1	8	30	D16
UMX-375-D16-G	2850	2850	0.5	4.5	7	+6	-15	-120	0.2	0.5	8	27	D16
UMX-1566-D16-G	2850	2950	0.5	4.5	33	5	-15	-110	0.5	1	5	25	D16
UMX-1288-D16-G	2850	3020	0	18	12	0	-20	-115	0.5	1	8	30	D16
RFVC-4096	2855	2855	2	5	5.5	8	-15	-120	0.2	0.5	7	26	D16
UMX-263-D16-G	2860	2870	0.5	4.5	6	0	-15	-120	0.1	0.3	8	28	D16
UMX-1186-R16-G	2860	3230	1	16	27	0	-15	-103	1	2	4.5	30	R16
UMX-1430-R16-G	2860	3230	1	16	27	0	-15	-107	0.1	0.4	8	29	R16
UMX-591-D16-G	2862	2888	0.5	4.5	12	+6	-20	-115	0.4	3	8	29	D16
UMX-703-D16-G	2862	3142	1	14	25	+2	-17	-108	0.3	0.4	8	28	D16
UMX-1854-D16-G	2875	2895	2	6	8.5	4	-15	-118	0.2	0.5	8	28	D16
UMX-2046-D16-G	2877	3273	1	10	51	0	-13	-104	0.5	1	8	29	D16
UMX-199-R16-G	2880	2880	0.5	4.5	7	+7	-20	-120	0.2	3	9	27	R16
UMX-920-D16-G	2880	3100	0	18	15	0	-18	-113	0.1	0.2	8	29	D16
UMX-1594-D16-G	2887.5	2887.5	0.5	4.5	7	7	-15	-120	0.2	0.7	8	28	D16
UMX-1058-D16-G	2890	3310	1	15	35	+2	-15	-104	1	1	5	28	D16
UMX-187-D16-G	2896.25	2896.25	0.5	4.5	5	+7	-20	-120	0.4	2	8	27	D16
UMX-935-D16-G	2898.5	2906.5	0.5	4.5	6	+5	-15	-120	0.1	1	8	28	D16
UMX-896-D16B-G	2900	3100	1	15	16	+2	-15	-110	0.3	0.5	5	28	D16
RFVC-4024	2900	3125	1	15	23	2	-15	-109	0.3	0.5	5	27	D16
UMX-963-R16-G	2900	3300	0	16	30	-2.5	-18	-108	0.2	0.3	8	29	R16
UMX-1550-D16-G	2907.5	2907.5	0.5	4.5	5	0	-15	-120	0.1	0.15	8	30	D16
UMX-945-D16-G	2920	3015	0.5	4.5	32	+3	-16	-109	0.5		8	30	D16
UMX-2008-D16-G	2929	2929	0.5	4.5	7	7	-15	-120	1	2	8	30	D16
UMX-976-D16-G	2935	3035	1	14	10	0	-15	-115	0.1	1	8	29	D16
UMX-1897-D16-G	2937.5	2937.5	0.5	4.5	5	0	-15	-121	0.2	1	7	30	D16
UMX-1082-D16-G	2950	2950	0.5	4.5	5	+7	-15	-122	0.1	0.3	8	28	D16
UMX-264-D16-G	2950	2950	0.5	4.5	6	0	-12	-120	0.1	0.3	8	29	D16
UMX-1474-D16-G	2950	2950	0	9	1	0	-15	-120	0.5	1	8	28	D16
UMX-164-D16-G	2950	3200	0	15	24	+7	-15	-105	0.2	0.4	6	28	D16
UMX-163-D16-G	2955	3014	0.5	4.5	25	+6	-15	-110	1	1	5	25	D16
UMX-1174-D16-G	2955	3185	0	18	18	0	-15	-112	0.5	2	8	30	D16
UMX-1176-D16-G	2955	3185	0	18	18	0	-20	-112	0.5	2	8	30	D16
UMX-1525-D16-G	2962	3388	0.1	16	30	5	-15	-108	0.5	1	8	28	D16

PRODUCTS

Model Number	Min Freq (MHz)	Max Freq (MHz)	Min Tune (Vdc)	Max Tune (Vdc)	K_{vco} (MHz/V) typ.	P_{out} (dBm) typ.	2nd Har (dBc) typ.	→ Noise (10kHz,dBc) typ.	Pushing (MHz/V) typ.	Pulling (MHz,p-p) typ.	Supply (Vdc) typ.	Current (mA) typ.	Case Outline
RFVC-4097	2975	2975	2	5	5.5	8	-15	-120	0.2	0.5	7	26	D16
RFVC4145	2980	3220	0.5	9	36	7.5	-15	-108	0.5	1	8	30	D16
UMX-917-D16-G	2990	3250	0	18	18	0	-15	-112	0.2	0.3	8	29	D16
UMX-1418-D16-G	3000	3000	1	9	1.1	0	-15	-118	0.1	0.5	8	30	D16
UMX-2020-D16-G	3000	3000	0.4	4.5	6.5	8	-15	-120	0.1	1	5	28	D16
UMX-1273-D16-G	3004	3166	0	16	12	5	-15	-113	1	2	8	30	D16
UMX-722-D16-G	3004	3166	1	11	20	+2	-15	-110	0.2	1	12.5	27	D16
UMX-737-D16-G	3015	3045	0.5	4.5	13	0	-20	-112	0.3	0.3	5	28	D16
UMX-186-D16-G	3018.75	3018.75	0.5	4.5	7	+6	-15	-118	0.3	3	8	29	D16
UMX-1465-D16-G	3020	3380	1	15	31	0	-15	-107	1	2	8	30	D16
UMX-921-D16-G	3025	3055	0.5	4.5	13	0	-20	-112	0.3	0.3	5	28	D16
UMX-838-D16-G	3040	3040	0.5	4.5	5	+7	-15	-120	0.2	0.2	4.75	28	D16
UMX-891-D16-G	3040	3410	0	18	24	0	-12	-108	0.2	0.3	8	28	D16
UMX-696-D16-G	3045	3055	0.5	4.5	5	6	-15	-123	0.1	0.4	8	29	D16
UMX-201-D16-G	3050	3050	0.5	4.5	7	+7	-15	-120	0.1	0.5	8	28	D16
UMX-570-D16-G	3060	3115	-8	-5	14	+5	-20	-108	0.5	1	5	25	D16
UMX-1677-D16-G	3060	3090	0.5	4.5	16	6	-15	-114	0.3	2	8	30	D16
UMX-1175-D16-G	3070	3270	0	18	14	0	-20	-112	0.5	2	8	30	D16
RFVC4196	3072	3072	0.5	4.5	7	0	-15	-118	0.2	0.5	5	28	D16
UMX-2011-D16-G	3075	3085	0.5	5	6.5	7	-15	-120	0.5	0.5	5	30	D16
UMX-746-D16-G	3075	3150	0.5	4.5	25	+4	-20	-111	0.5	2	5	27	D16
UMX-753-D16-G	3075	3475	1	15	33	+2.0	-15	-106	0.5	0.7	5	28	D16
UMX-916-D16-G	3093	3093	0.5	4.5	14	+5	-18	-110	0.3	1	5	27	D16
UMX-1038-D16-G	3100	3100	0.5	4.5	5	+4	-15	-120	0.1	0.1	5	28	D16
UMX-700-D16-G	3100	3320	1	14	20	+2	-12	-110	0.2	0.5	8	28	D16
UMX-899-D16-G	3105	3415	1	15	21	+2	-12	-107	0.3	0.3	5	28	D16
UMX-1304-D16-G	3115	3125	0.5	4.5	5	2	-15	-120	0.1	0.5	5	28	D16
UMX-279-D16-G	3125	3275	0.5	4.5	50	+5	-20	-106	1	2.5	5	28	D16
UMX-331-D16-G	3125	3275	0.5	4.5	50	+5	-20	-107	0.5	5	6	27	D16
UMX-1975-D16-G	3145	3155	1	7	5.5	7	-15	-120	0.5	0.5	8	30	D16
UMX-1686-D16-G	3145	3205	0.5	4.5	30	7.5	-15	-110	0.5	2	8	30	D16
UMX-1454-D16-G	3150	3150	0.5	4.5	4.5	7	-15	-120	0.2	2	6	28	D16
UMX-159-D16-G	3160	3198	0.5	4.5	28	+8	-20	-110	0.5	2	5	27	D16
UMX-1974-D16-G	3170	3180	1	8	4.5	7	-15	-121	0.1	0.3	8	30	D16
RFVC4143	3180	3210	0	6	8	5	-15	-120	0.5	1	8	30	D16
RFVC4170	3180	3210	0	9	5.5	5	-15	-123	0.5	1	8	30	D16
UMX-688-D16-G	3185	3573	0	18	25	0	-15	-105	0.3	0.5	8	29	D16
RFVC-4070	3190	3266	0.5	4.5	25	5	-20	-110	0.5	2	9	33	D16
UMX-1061-D16-G	3200	3200	2	10	1.8	+2	-25	-121	0.1	0.1	8	30	D16
UMX-478-D16-G	3200	3200	1	10	7	+6	-12	-117	0.1	0.3	8	27	D16
UMX-949-D16-G	3200	3200	0.5	4.5	5	+7	-18	-120	0.1		4.75	25	D16
RFVC-4004	3200	3200	0.5	4.5	7.5	7	-15	-118	0.5	1	5	28	D16
RFVC-4010	3200	3200	0.5	4.5	8	6	-12	-115	0.1	0.3	6	27	D16
UMX-399-D16-G	3200	3400	1	14	20	0	-20	-108	0.5	3	5	27	D16
UMX-702-D16-G	3200	3447	0	14	23	+2	-12	-108	0.3	0.5	8	28	D16
RFVC4201	3202	3204	0.5	4.5	8.5	0	-15	-120	0.1	0.3	8	29	D16
UMX-176-D16-G	3208	3208	0.5	4.5	8	+6	-14	-117	0.5	1	5	27	D16
UMX-332-D16-G	3208	3208	0.5	4.5	7	+10	-20	-116	0.5	0.7	8	29	D16
UMX-723-D16-G	3210	3385	1	11	19	+2	-15	-110	0.3	0.5	12.5	27	D16

Model Number	Min Freq (MHz)	Max Freq (MHz)	Min Tune (Vdc)	Max Tune (Vdc)	K _{vco} (MHz/V) typ.	P _{out} (dBm) typ.	2nd Har (dBc) typ.	→ Noise (±10kHz, dBc) typ.	Pushing (MHz/V) typ.	Pulling (MHz, p-p) typ.	Supply (Vdc) typ.	Current (mA) typ.	Case Outline
UMX-1122-D16-G	3210	3460	0	18	18	0	-15	-110	1	2	8	30	D16
UMX-2047-D16-G	3215	3235	2	6	12	5	-15	-117	0.5	1	8	30	D16
UMX-918-D16-G	3230	3410	0	18	13	0	-20	-112	0.2	0.3	8	30	D16
UMX-1335-D16-G	3230	3420	1	14	18	2	-15	-108	0.2	2	8	30	D16
UMX-1187-R16-G	3230	3580	1	16	27	0	-15	-103	1	2	4.5	30	R16
UMX-1431-R16-G	3230	3580	1	16	27	0	-15	-105	0.3	0.3	8	29	R16
RFVC4152	3230	3615	1	18	30	0	-15	-105	0.3	0.3	8	29	R16
UMX-1353-D16-G	3237	3385	1	15	12	5	-15	-111	0.5	0.5	8	28	D16
UMX-1115-D16-G	3250	3250	0.5	4.5	4	+5	-20	-120	0.2	5	5	27	D16
UMX-1173-D16-G	3250	3250	1	9	1.5	0	-15	-117	0.1	1	8	30	D16
UMX-1303-D16-G	3250	3450	0.5	5	56	0	-25	-106	0.5	0.6	8	30	D16
RFVC4171	3260	3290	0	9	5.5	5	-15	-123	0.5	1	8	30	D16
UMX-1792-D16-G	3262.5	3262.5	0.5	4.5	4	5	-15	-120	0.2	0.5	5	27	D16
UMX-1091-D16-G	3270	3270	0.5	4.5	5	+5	-16	-120	0.1	0.2	5	27	D16
UMX-1264-D16-G	3271	3503	0	16	19	5	-16	-109	0.1	0.2	8	28	D16
UMX-162-D16-G	3300	3338	0.5	4.5	15	+11	-20	-110	1	2	5	27	D16
UMX-704-D16-G	3300	3580	1	14	40	+2	-20	-106	0.5	4	8	30	D16
UMX-876-D16-G	3300	3700	0	18	25	0	-14	-107	0.3	0.5	8	28	D16
UMX-1720-D16-G	3300	3325	0.5	4.5	18	0	-15	-112	0.2	0.5	5	27	D16
UMX-922-D16-G	3305	3335	0.4	4.5	13	0	-14	-112	0.3	0.3	5	28	D16
UMX-1351-D16-G	3318	3467	1	15	12	5	-15	-109	0.5	0.5	8	28	D16
UMX-396-D16-G	3320	3480	0.5	4.5	65	+7.5	-20	-105	1	3	8	28	D16
UMX-1059-D16-G	3320	3640	1	15	27	+2	-17	-104	0.7	1	5	28	D16
UMX-2074-D16-G	3330	3380	0	16	6	7	-15	-115	0.2	1	8	28	D16
UMX-1140-D16-G	3330	3420	1	14	9	0	-15	-115	0.1	1	8	30	D16
RFVC4123	3331	3331	2	5	4.5	5	-15	-120	0.1	0.1	7	29	D16
UMX-756-D16-G	3335	3335	0.5	4.5	10	+8	-17	-115	0.1	1	8	28	D16
UMX-724-D16-G	3338	3467	1	11	16	+2	-15	-111	0.1	0.5	11.5	28	D16
RFVC4181	3356	3356	2	5	5	5	-15	-120	0.1	0.1	7	29	D16
UMX-1962-D16-G	3359	3361	0.5	10	2.3	5.5	-15	-120	0.2	1	8	30	D16
RFVC4194	3360	3360	0.5	4.5	5	5	-15	-120	0.2	0.5	8	29	D16
UMX-1349-D16-G	3366	3597	1	15	19	5	-15	-108	1	2	8	30	D16
UMX-1551-D16-G	3370	3370	0.5	4.5	5	0	-15	-120	0.1	0.1	8	30	D16
UMX-2101-D16-G	3370	3400	2	6	13	6	-15	-113	0.5	0.5	5	27	D16
RFVC4039	3375	3375	0.5	4.5	3.3	6	-15	-120	0.2	0.5	5	27	D16
RFVC4117	3375	3625	0.5	10	37	6.5	-15	-105	0.2	0.6	8	30	D16
UMX-1466-D16-G	3380	3780	1	15	30	0	-15	-106	1	2	8	30	D16
UMX-1265-D16-G	3382	3546	0	16	14	5	-16	-111	0.1	0.2	8	28	D16
RFVC4183	3390	3390	0.5	4.5	6	5	-20	-118	0.1	2	5	28	D16
RFVC4108	3394	3394	2	5	6	7	-20	-120	2	0.1	7	28	D16
UMX-1721-D16-G	3395	3420	0.5	4.5	17	0	-15	-112	0.2	0.5	5	27	D16
UMX-1473-D16-G	3416	3418	0.5	4.5	4	6	-15	-120	0.1	5	5	27	D16
RFVC4076	3420	3430	0.5	4.5	5	7	-20	-122	1	0.2	8	29	D16
UMX-1759-D16-G	3425	3425	0.5	4.5	5	7	-20	-120	0.2	1	5	29	D16
RFVC4063	3425	3480	0.5	8	11	5	-15	-112	0.3	0.5	8	35	D16
UMX-1178-D16-G	3425	3640	0	18	16	0	-20	-110	0.5	2	8	30	D16
RFVC4071	3425	3700	1.5	12.5	31	3	-15	-102	1	0.5	8	28	D16
UMX-1067-D16-G	3430	3680	1	15	23	+2	-15	-106	1	0.5	6	29	D16
UMX-1827-D16-G	3437.5	3437.5	0.5	4.5	5	7	-20	-120	0.1	0.2	5	27	D16

PRODUCTS

Model Number	Min Freq (MHz)	Max Freq (MHz)	Min Tune (Vdc)	Max Tune (Vdc)	K_{vco} (MHz/V) typ.	P_{out} (dBm) typ.	2nd Har (dBc) typ.	→ Noise (10kHz,dBc) typ.	Pushing (MHz/V) typ.	Pulling (MHz,p-p) typ.	Supply (Vdc) typ.	Current (mA) typ.	Case Outline
UMX-2068-D16-G	3440	3460	2	10	5.5	3	-15	-110	0.5	0.5	8	28	D16
RFVC-4124	3443	3443	2	5	4.5	5	-15	-120	0.1	0.1	7	29	D16
RFVC-4133	3445	3458	0	5	5.5	5	-18	-120	0.1	0.2	5	27	D16
UMX-1680-D16-G	3450	3450	0.5	4.5	5	0	-15	-120	0.1	0.1	8	30	D16
RFVC-4103	3450	3450	2	5	5.5	7	-17	-120	2	0.1	7	28	D16
UMX-1123-D16-G	3450	3640	0	18	13	0	-15	-110	1	2	8	30	D16
RFVC-4100	3456	3456	2	5	5	8	-15	-120	0.2	0.5	7	26	D16
UMX-1552-D16-G	3460	3460	0.5	4.5	5	0	-15	-120	0.1	0.1	8	30	D16
UMX-1143-D16-G	3470	3480	0.5	4.5	5	5	-15	-120	0.2	5	5	20	D16
UMX-1301-D16-G	3475	3475	0.5	4.5	5	7	-20	-120	0.1	0.2	5	29	D16
UMX-1644-D16-G	3475	3475	0.5	4.5	5	0	-15	-120	0.1	0.1	8	30	D16
RFVC4195	3480	3480	0.5	4.5	12.5	5	-15	-120	0.2	0.5	8	29	D16
UMX-658-D16-G	3487	3487	2	10	4	0	-20	-115	0.3	2	5	27	D16
UMX-1795-D16-G	3500	3500	0.5	4.5	4	5	-15	-120	0.2	2	8	30	D16
UMX-2018-D16-G	3510	3510	2	6	2.5	7	-20	-120	0.1	0.2	8	30	D16
UMX-1177-D16-G	3515	3720	0	18	15	0	-20	-110	0.5	2	8	30	D16
UMX-1528-D16-G	3525	3525	0.5	4.5	4	0	-15	-120	0.2	0.2	8	30	D16
UMX-2064-D16-G	3527.5	3527.5	2	6	4.5	5	-15	-120	0.5	1	8	30	D16
RFVC-4064	3540	3600	0.5	5	22	5	-15	-110	0.5	10	8	35	D16
UMX-1121-D16-G	3540	3720	0	18	12	0	-15	-110	1	2	8	30	D16
UMX-1144-D16-G	3545	3555	0.5	4.5	5	5	-15	-120	0.2	5	5	20	D16
RFVC-4077	3550	3570	0.5	5	7	7	-18	-120	0.2	0.1	8	33	D16
UMX-1950-D16-G	3560	3770	0.5	7	41	7.5	-15	-105	0.5	2	8	30	D16
UMX-1471-D16-G	3562	3562	0.4	4.5	5	0	-15	-120	0.1	2	8	29	D16
UMX-1847-D16-G	3580	3580	0.5	4.5	5	0	-15	-120	0.1	0.2	8	29	D16
RFVC-4026	3580	3620	0.5	4.5	19	2	-15	-110	0.5	0.5	5	27	D16
UMX-705-D16-G	3580	3815	1	14	35	+2	-20	-106	0.5	4	8	30	D16
UMX-817-R16-G	3593	3597	1	11	1.2	+7	-12	-117	0.1	0.1	8	28	R16
UMX-1700-D16-G	3600	3600	0	4.5	5.5	7	-15	-120	0.1	2	8	30	D16
RFVC-4005	3600	3600	0.5	4.5	7.2	7	-15	-117	0.5	1	5	28	D16
UMX-1515-D16-G	3600	3850	1	15	23	2	-20	-105	0.5	0.8	5	27	D16
RFVC-4120	3608	3608	2	5	5.5	5	-15	-120	0.1	0.1	7	29	D16
UMX-1754-D16-G	3616	3694	0.5	4.5	30	0	-15	-107	0.5	1	5	27	D16
UMX-1523-D16-G	3619	3711	0.1	16	9	5	-15	-113	0.5	1	8	28	D16
RFVC4172	3620	3625	1.2	4.5	4	0	-15	-120	0.2	0.2	8	29	D16
UMX-999-D16-G	3625	3625	0.5	4.5	5	0	-15	-120	0.1	0.1	8	29	D16
RFVC-4121	3634	3634	2	5	5.5	5	-15	-120	0.1	0.1	7	29	D16
UMX-1553-D16-G	3640	3640	0.5	4.5	5	0	-15	-120	0.1	0.1	8	30	D16
RFVC-4137	3640	3820	0	18	16	0	-20	-110	0.2	0.3	8	30	D16
UMX-937-D16-G	3640	3940	0	18	20	0	-15	-106	0.7	0.3	8	29	D16
RFVC4159	3656	3656	2	5	6	1	-15	-120	0.1	0.1	8	29	D16
UMX-1563-D16-G	3660	3660	0.5	4.5	5	0	-15	-120	0.1	0.1	8	30	D16
UMX-1848-D16-G	3660	3660	0.5	4.5	5	0	-15	-120	0.1	0.2	8	29	D16
RFVC-4092	3660	3700	2	6	19	3	-15	-112	0.5	2	8	28	D16
RFVC-4056	3680	3720	0.5	5	17	9	-15	-115	0.5	2	7	26	D16
UMX-1870-D16-G	3682.5	3682.5	0.5	4.5	6	5.5	-15	-117	0.2	2	5	30	D16
UMX-2075-D16-G	3688	3688	0.5	4.5	5	0	-15	-120	0.1	0.1	8	29	D16
UMX-1990-D16-G	3700	3700	0.5	4.5	5	2	-15	-115	0.1	0.5	5	30	D16
RFVC-4009	3700	3700	0	4.5	3.9	7	-15	-119	0.3	1.5	8	30	D16

Model Number	Min Freq (MHz)	Max Freq (MHz)	Min Tune (Vdc)	Max Tune (Vdc)	K_{vco} (MHz/V) typ.	P_{out} (dBm) typ.	2nd Har (dBc) typ.	→ Noise (±10kHz, dBc) typ.	Pushing (MHz/V) typ.	Pulling (MHz, p-p) typ.	Supply (Vdc) typ.	Current (mA) typ.	Case Outline
UMX-1556-D16-G	3703	3703	2	6	3.3	0	-15	-120	0.1	1	8	30	D16
UMX-739-R16-G	3711	3714	1	5	9	+2.5	-15	-116	0.2	2	8	28	R16
RFVC-4038	3725	3725	0.5	4.5	10	2	-15	-115	0.2	0.5	5	30	D16
UMX-1442-D16-G	3730	3730	2	10	4	6	-15	-118	0.3	2	8	30	D16
UMX-1564-D16-G	3732.6	3732.6	0.5	4.5	5.5	0	-15	-120	0.1	0.2	8	30	D16
UMX-1755-D16-G	3736	3814	0.5	4.5	31	0	10	-107	0.5	1	5	27	D16
UMX-903-D16-G	3740	3840	1	15	10	+2	-15	-110	0.3	0.5	6	28	D16
RFVC-4036	3750	3750	0.5	4.5	4.5	0	-15	-119	0.1	0.2	8	30	D16
UMX-1952-D16-G	3770	3980	0.5	7	45	7.5	-15	-105	0.5	2	8	30	D16
UMX-1557-D16-G	3790	3790	2	6	4	0	-15	-120	0.1	1	8	30	D16
RFVC4177	3800	3800	0.5	4.5	3.5	7	-15	-116	0.1	3	5	30	D16
RFVC-4086	3800	4150	0	20	25	0	-15	-105	2	2	8	30	D16
RFVC4156	3830	3850	1	7	8	7	-15	-114	0.2	0.8	8	30	D16
UMX-1093-D16-G	3870	3870	2	10	4	+6	-15	-118	0.2	0.2	8	30	D16
UMX-1350-D16-G	3901	4101	1	15	16	5	-15	-107	1	2	8	30	D16
UMX-2102-D16-G	3910	3940	2	6	14	6	-15	-112	0.5	0.5	5	27	D16
RFVC4178	3912.5	3912.5	0.5	4.5	3	7	-15	-116	0.1	3	5	30	D16
RFVC4190	3925	3925	0.5	4.5	4.2	7	-15	-116	0.1	3	5	30	D16
UMX-938-D16-G	3940	4180	0	18	18	0	-16	-106	0.8	0.5	8	28	D16
RFVC-4072	3975	4170	1.5	12.5	25	3	-15	-105	0.5	2	8	28	D16
UMX-1951-D16-G	3980	4190	0.5	7	40	7.5	-15	-105	0.5	2	8	30	D16
UMX-1793-D16-G	3982	3982	2	6	3.5	0	-15	-120	0.1	1	8	30	D16
RFVC4176	3995	4000	0.5	4.5	6	0	-15	-116	0.3	0.2	5	28	D16
UMX-1266-D16-G	3996	4196	0	16	18	5	-18	-107.5	0.4	0.4	8	28	D16
UMX-1133-R16-G	4000	4000	0.5	4.5	5	0	-15	-115	0.2	1	4.5	30	R16
UMX-806-D16-G	4000	4000	0.5	4.5	6.5	0	-15	-116	0.3	0.2	5	28	D16
UMX-1411-R16-G	4000	4000	0.5	4.5	5	0	-12	-118	0.1	0.1	8	28	R16
UMX-1586-D16-G	4000	4000	0.5	4.5	6.2	0	-15	-114	0.5	1	5	18	D16
UMX-2044-R16-G	4000	4000	0	5	6.5	3	-15	-116	0.3	0.5	5	28	R16
RFVC-4006	4000	4000	0.5	4.5	9.6	7	-15	-116	0.3	1	5	28	D16
UMX-2052-D16-G	4000	4400	0	18	29	3	-15	-102	2	2	8	55	D16
UMX-2045-D16-G	4065	4075	2	7	5.2	7	-15	-117	0.5	1	8	30	D16
UMX-1882-D16-G	4080	4080	0.5	4.5	6.5	0	-15	-116	0.3	0.2	5	28	D16
UMX-2070-D16-G	4096	4104	0.5	4.5	7	5	-15	-116	10	5	5	28	D16
UMX-1499-D16-G	4124	4238	0.1	16	18	5	-15	-108	0.5	0.8	8	30	D16
RFVC4146	4187.5	4187.5	2	5	6	7	-16	-115	0.2	0.1	7	29	D16
UMX-1953-D16-G	4190	4400	0.5	7	40	7.5	-15	-104	0.5	2	8	30	D16
UMX-1322-D16-G	4200	4200	0.5	4.5	5	0	-15	-117	1	2	8	28	D16
UMX-1710-D16-G	4202	4274	0	14.5	10	0	-15	-110	0.5	1	8	30	D16
RFVC4151	4212	4212	2	5	13	7	-15	-112	0.5	0.2	7	30	D16
RFVC4144	4240	4270	0	6	10.5	5	-15	-112	0.3	0.6	8	30	D16
UMX-1305-D16-G	4250	4270	0.5	4.5	10	3	-30	-110	0.3	0.6	5	28	D16
UMX-1500-D16-G	4267	4442	0.1	16	15	5	-15	-107	0.5	0.8	8	30	D16
RFVC4147	4325	4325	2	5	12	7	-15	-112	0.5	0.2	7	28	D16
RFVC-4138	4337.5	4337.5	1	9	7	2	-15	-113	0.5	1	5	28	D16
UMX-1899-D16-G	4350	4350	0.5	4.5	9.5	5	-15	-110	0.5	0.2	5	28	D16
RFVC-4007	4400	4400	0.5	4.5	9	7	-15	-113	0.5	1	5	28	D16
UMX-2043-D16-G	4400	4550	1	7.5	38	5.5	-15	-104	0.5	2	8	28	D16
RFVC4149	4435	4565	0.5	4.5	43	3	-15	-103	1	0.5	5	30	D16

PRODUCTS

Model Number	Min Freq (MHz)	Max Freq (MHz)	Min Tune (Vdc)	Max Tune (Vdc)	K_{vco} (MHz/V) typ.	P_{out} (dBm) typ.	2nd Har (dBc) typ.	→ Noise (10kHz,dBc) typ.	Pushing (MHz/V) typ.	Pulling (MHz,p-p) typ.	Supply (Vdc) typ.	Current (mA) typ.	Case Outline
UMX-1478-D16-G	4460	4560	0.5	4.5	31	0	-20	-107	1	0.4	4.75	24	D16
UMX-1900-D16-G	4500	4500	0.5	4.5	11	5	-15	-110	0.5	0.2	5	28	D16
RFVC-4043	4550	4650	0.5	5	31	4	-20	-100	1	2	5	30	D16
RFVC4200	4575	4575	0.5	4.5	8	6	-15	-115	0.5	0.5	8	30	D16
UMX-1493-D16-G	4600	4600	0.5	4.5	7	0	-20	-112	0.2	0.2	5	28	D16
UMX-1963-D16-G	4625	4625	0.5	4.5	5	0	-15	-115	0.3	0.3	5	28	D16
UMX-1916-D16-G	4634	4638	0.5	4.5	8.5	0	-15	-112	0.2	0.5	8	28	D16
RFVC4153	4675	4675	0.5	4.5	5.5	6	-15	-115	0.5	0.5	8	30	D16
RFVC-4001	4680	4680	0.5	4.5	5.5	6	-15	-113	0.5	0.5	5	27	D16
UMX-1970-D16-G	4684	4714	0.5	4.5	22	3	-15	-95	2	2	5	28	D16
UMX-1901-D16-G	4775	4775	0.5	4.5	8	5	-15	-110	0.5	0.2	5	28	D16
UMX-1107-R16-G	4795	4804	0	5	7	0	-20	-108	0.5	2	5	28	R16
UMX-802-D16-G	4795	4804	0	5	10	0	-20	-105	0.3	0.5	5	27	D16
UMX-1988-D16-G	4795	4804	0	5	9	7	-14	-111	0.5	1	5	28	D16
RFVC-4142	4795	4875	0	5	36	5	-15	-101	0.4	0.5	5	28	D16
RFVC-4008	4800	4800	0.5	4.5	10.5	7	-15	-110	0.3	1	5	28	D16
RFVC-4127	4800	4880	0	5	30	5	-20	-102	0.5	0.4	5	28	D16
UMX-1495-D16-G	4862.5	4862.5	0.5	4.5	9.5	5	-15	-110	0.5	2	5	28	D16
UMX-1494-D16-G	4875	4875	0.5	4.5	9	5	-15	-110	0.5	2	5	28	D16
RFVC-4139	4875	4875	0.5	4.5	6	0	-15	-110	0.5	1	8	28	D16
RFVC-4011	4900	4900	0.5	4.5	11	3	-15	-107	0.5	0.5	5	28	D16
RFVC-4033	4900	4900	0.5	4.5	8	7	-15	-113	0.2	0.2	8	28	D16
RFVC4148	4900	4900	0.5	4.5	8	5	-15	-110	0.5	2	5	28	D16
RFVC-4074	4900	4980	0	5	30	5	-20	-101	0.4	0.5	5	28	D16
RFVC-4075	4900	4980	0	8	20	5	-20	-107	0.4	0.5	5	28	D16
RFVC-4002	4960	4960	0.5	4.5	7.7	6	-15	-113	0.5	0.5	5	27	D16
UMX-1219-D16-G	4970	4970	0.5	4.5	10	0	-15	-112	0.5	2	8	30	D16
UMX-1298-D16-G	4980	5020	0	5	15	5	-20	-107	0.4	0.5	5	28	D16
UMX-2069-D16-G	4985	5015	0.5	4.5	21	3	-15	-105	0.5	0.5	5	28	D16
UMX-2023-D16-G	5000	5000	0.5	4.5	9	0	-15	-110	0.5	1	8	28	D16
RFVC-4091	5000	5000	0.5	4	9	0	-15	-107	0.5	1	4.6	28	D16
RFVC-4052	5125	5125	0.5	4.5	17	0	-15	-107	0.5	1	8	28	D16
UMX-1217-D16-G	5200	5200	0.5	4.5	15	0	-15	-110	1	0.2	8	28	D16
RFVC-4140	5250	5250	0.5	4.5	16	0	-15	-107	0.5	1	8	28	D16
UMX-1295-D16-G	5320	5370	0	5	14	0	-15	-108	0.5	1	5	30	D16
RFVC-4035	5325	5325	0.5	4.5	13	0	-15	-107	0.5	1	8	28	D16
RFVC-4051	5375	5375	0.5	4.5	17	0	-15	-107	0.5	1	8	28	D16
UMX-994-D16-G	5400	5400	0.5	4.5	13	0	-13	-107	0.5	1	8	28	D16
UMX-2057-D16-G	5450	5450	0.5	4.5	16	0	-15	-107	0.5	1	8	28	D16
RFVC-4111	5500	5500	0.5	4.5	9	0	-15	-108	1	1	8	28	D16
RFVC-4053	5625	5625	0.5	4.5	16	0	-15	-107	0.5	1	8	28	D16
UMX-2026-D16-G	5650	5650	0.5	4.5	13.5	0	-15	-107	0.5	1	8	28	D16
RFVC-4041	5650	5650	0.5	4.5	16	0	-15	-103	0.5	0.5	5	25	D16
RFVC-4040	5750	5750	0.5	4.5	16	0	-15	-103	0.5	0.5	5	25	D16
RFVC-4073	5750	5750	0	7	16	2	-15	-100	1	1	3	27	R16
UMX-1498-D16-G	5800	5800	0.5	4.5	20	0	-17	-105	0.5	0.4	8	25	D16
RFVC-4042	5800	5800	0.5	4.5	16	0	-15	-103	0.5	0.5	5	25	D16

RFVC-6000-6199 (UMZ/UMX-T2)

Model Number	Min Freq (MHz)	Max Freq (MHz)	Min Tune (Vdc)	Max Tune (Vdc)	K_{vco} (MHz/V) typ.	P_{out} (dBm) typ.	2nd Har (dBc) typ.	→ Noise (10kHz, dBc) typ.	Pushing (MHz/V) typ.	Pulling (MHz, p-p) typ.	Supply (Vdc) typ.	Current (mA) typ.	Case Outline
UMZ-T2-1081-016-G	3200	4600	1	12	160	0	-25	-90	5	2	8	50	016
RFVC-6006	3350	3950	0.5	10	77	0	-15	-104			8	50	016
UMZ-T2-1645-016-G	3350	4100	2	8	150	0	-25	-92	3	0.5	5	59	016
RFVC6010	3500	4800	1	15	110	0	-15	-95	7	0.5	8	59	016
UMZ-T2-2035-016-G	3900	4500	0.5	9.5	85	0	-15	-93	3	1	5	55	016
UMZ-T2-1728-016-G	3900	4600	1	12	75	0	-25	-95	3	1	8	55	016
UMZ-T2-1227-016-G	3975	4275	1	4	130	-2	-25	-95	2	0.1	5	50	016
UMZ-T2-1908-U16-G	4000	5140	1	18	75	-2	-25	-93	2	1	4.5	50	U16
UMZ-T2-1713-016-G	4000	4200	0	12	25	-2	-25	-98	2	1	8	59	016
UMZ-T2-1078-016-G	4200	4400	2	10	75	0	-20	-97	2	0.1	5	59	016
UMZ-T2-1293-016-G	4300	5300	1	14	90	0	-25	-92	2	2	5	55	016
UMZ-T2-1837-016-G	4300	5800	1	15	120	-2	-25	-92	5	1	5	55	016
RFVC6016	4375	5100	0.5	4.5	130	0	-15	-98	0.5	0.5	5	55	016
RFVC6015	4380	4745	0.5	4.5	113	0	-15	-99	0.5	0.5	5	55	016
UMZ-T2-855-016-G	4400	5000	2	10	100	0	-15	-92	3	0.2	5	52	016
UMZ-T2-2033-016-G	4400	5000	0.5	9.5	80	0	-15	-91	3	1	5	55	016
UMZ-T2-1045-016-G	4460	4615	0.5	4.5	60	0	-18	-98	1	0.1	5	55	016
UMZ-T2-1079-016-G	4500	5250	1	12	85	0	-19	-94	2	0.1	8	52	016
UMZ-T2-624-016-G	4505	5575	2	10	180	0	-20	-86	5	2	10	49	016
UMZ-T2-1729-016-G	4600	5250	1	12	70	0	-25	-95	3	1	8	55	016
UMZ-T2-226-016-G	4700	5118	1	11	500	0	-25	-96	4	1	5	50	016
UMZ-T2-2036-016-G	4750	5350	0.5	9.5	80	0	-15	-91	3	1	5	55	016
RFVC-6003	4900	5650	1	12	60	0	-15	-95	4	0.5	5	55	J16
UMZ-T2-227-016-G	4900	5900	1	11	120	-1	-18	-92	5	1	5	51	016
UMZ-T2-1225-016-G	4920	5230	1	4	135	-1	-20	-94	1.5	0.2	5	50	016
RFVC6020	4950	4950	0.5	4.5	12	0	-15	-115	4	0.5	6.5	55	016
UMZ-T2-1294-016-G	5000	6700	1	14	150	0	-18	-90	2	0.5	5	55	016
UMZ-T2-1228-016-G	5075	5375	1	4	140	0	-20	-94	1	0.2	5	50	016
UMZ-T2-1909-U16-G	5140	6140	1	18	69	-2	-15	-93	2	1	4.5	50	U16
UMZ-T2-854-016-G	5146	5346	0.5	2.8	150	0	-25	-91	8	0.2	3.3	47	016
RFVC-6007	5200	5300	0.5	10	17	0	-15	-108	0.2	0.5	8	50	016
UMZ-T2-1080-016-G	5200	5800	1	12	80	0	-20	-95	1.5	0.1	8	53	016
UMX-T2-1863-016-G	5240	5548	0.5	4.5	90	-2	-15	-102	1	1	5	55	016
UMZ-T2-2034-016-G	5250	5850	0.5	9.5	80	0	-15	-91	3	1	5	55	016
UMZ-T2-1730-016-G	5250	5900	1	12	72	0	-25	-94	3	1	8	55	016
UMZ-T2-676-016-G	5350	5475	0.5	5	45	0	-16	-96	2.5	0.1	5	52	016
UMZ-T2-798-016-G	5382	6426	0	11	135	0	-25	-90	5	0.2	5	50	016
UMZ-T2-449-016-G	5394	5494	0.5	2.8	145	-2	-25	-93	8	3	3.3	46	016
UMZ-T2-608-016-G	5400	6100	2	12	85	0	-20	-90	4.5	1	5	50	016
UMZ-T2-1062-016-G	5400	6950	0.5	13.8	130	0	-17	-86	3	0.1	12	54	016
RFVC6022	5425	5425	0.5	4.5	12	0	-15	-114	4	0.5	6.5	55	016
UMZ-T2-1791-016-G	5445	5710	0.5	10	35	-1	-15	-96	5	0.2	5	55	016
UMZ-T2-1935-016-G	5460	5650	2	18	16	0	-5	-98	2	0.1	5	55	016
UMZ-T2-1281-016-G	5560	5560	0.5	4.5	60	0	-20	-96	2.5	0.1	5	52	016
UMZ-T2-805-016-G	5570	5590	0.5	4.5	60	0	-20	-94	3.5	0.2	5	50	016
UMZ-T2-1597-016-G	5585	5850	2	10	45	0	-25	-96	3	0.1	5	55	016

PRODUCTS

Model Number	Min Freq (MHz)	Max Freq (MHz)	Min Tune (Vdc)	Max Tune (Vdc)	K_{vco} (MHz/V) typ.	P_{out} (dBm) typ.	2nd Har (dBc) typ.	→ Noise (10kHz,dBc) typ.	Pushing (MHz/V) typ.	Pulling (MHz,p-p) typ.	Supply (Vdc) typ.	Current (mA) typ.	Case Outline
UMZ-T2-1077-016-G	5600	5800	2	10	36	0	-15	-98	3	0.1	5	55	016
UMZ-T2-1681-016-G	5650	5650	0.5	4.5	46	0	-25	-96	3	0.2	5	55	016
RFVC-6004	5650	6400	1	16	56	0	-15	-96	4	0.5	5	55	J16
UMZ-T2-1354-016-G	5675	5975	1	4	150	0	-20	-95	1.5	0.2	5	55	016
UMZ-T2-1279-016-G	5695	5785	0.5	4.5	60	0	-20	-95	2.5	0.5	5	53	016
UMZ-T2-228-016-G	5700	6812	1	11	130	+1	-20	-92	6		5	51	016
UMZ-T2-1280-016-G	5920	5920	0.5	4.5	60	0	-20	-96	3	0.5	5	53	016
UMZ-T2-1972-016-G	5970	7650	1	16	150	-1	-8	-87	7	0.2	4.5	50	016
UMZ-T2-1226-016-G	5980	6280	1	4	138	0	-20	-92	1.3	0.2	5	50	016
UMZ-T2-1042-A16-G	6100	7100	1	16	75	-1.0	-18	-90	7	0.2	4.5	50	A16
UMZ-T2-1910-U16-G	6140	7120	1	18	80	-2	-15	-93	2	1	4.5	50	U16
UMX-T2-2105-016-G	6200	6800	0.5	10	84	0	-25	-95	4	1	8	55	016
UMX-T2-1985-016-G	6250	6250	0.5	4.5	13	0	-20	-106	0.6	0.2	5	50	016
UMZ-T2-1425-016-G	6300	6800	1	10	90	0	-15	-90	2	0.1	12	54	016
UMZ-T2-1736-016-G	6300	6900	1	12	85	0	-25	-90	4	1	8	55	016
UMZ-T2-2041-016-G	6300	6900	0.5	4.5	200	0	-25	-90	4	1	8	55	016
RFVC6018	6400	6400	0.5	4.5	11.6	-2	-15	-107	3	1	5	55	016
UMZ-T2-1328-016-G	6425	6750	1	4	150	0	-20	-90	3.5	0.5	5	55	016
RFVC6011	6500	7000	0.5	4.5	165	-1	-15	-92	5	0.05	5	55	016
UMZ-T2-397-016-G	6525	6525	0.5	4.5	60	0	-20	-96	3	0.2	5	50	016
RFVC-6002	6525	6525	0.5	4.5	11	-2	-15	-108	1	1	5	55	016
RFVC6017	6550	6550	0.5	5	11	-2	-15	-106	1	1	5	55	016
UMX-T2-2042-016-G	6550	6760	1	15	25	-2	-15	-98	4	0.5	5	55	016
UMZ-T2-447-016-G	6600	8100	1	15	130	-2	-15	-86	4		5	55	016
UMX-T2-2067-016-G	6650	6650	0.5	4.5	11	-2	-15	-108	1	1	8	55	016
UMZ-T2-1708-016-G	6700	7040	1	11	44	-2	-25	-93	4	1	5	55	016
RFVC-6009	6750	6750	0.5	4.5	11	-2	-15	-107	1	1	5	55	016
UMZ-T2-1355-016-G	6750	7100	1	4	180	0	-20	-90	1.5	0.2	5	55	016
UMX-T2-1987-016-G	6900	6900	0.5	4.5	10	0	-20	-108	0.6	0.2	8	58	016
RFVC6021	6916.5	6915.5	0.5	4.5	9.8	0	-15	-107	3	0.2	6.5	50	016
UMZ-T2-1278-016-G	6950	6950	0.5	4.5	60	0	-20	-95	3	0.5	5	53	016
RFVC-6005	6950	6950	0.5	4.5	10	0	-20	-108	0.6	0.2	8	58	016
UMZ-T2-1277-016-G	6950	7380	0.5	4.5	140	-4	-15	-92	5	0.05	5	53	016
RFVC6019	7000	7000	0.5	4.5	10	0	-15	-108	1	0.2	8	58	016
RFVC6012	7000	7500	0.5	4.5	175	-1	-15	-91	5	0.05	5	55	016
RFVC6013	7500	8000	0.5	4.5	180	-1	-15	-88	5	0.05	5	55	016
UMZ-T2-2079-016-G	8000	8000	0.5	4.5	45	-3	-15	-92	5	0.5	5	55	016
RFVC-6000	8000	8000	0.5	4.5	15	-4	-15	-105	5	0.5	5	55	016
RFVC6014	8000	8485	0.5	4.5	162	-1	-15	-90	5	0.05	5	55	016
RFVC-6001	8160	8160	0.5	4.5	17	-4	-15	-105	5	0.5	5	55	016

RFVC-6200-6399 (UMV)

Model Number	Min Freq (MHz)	Max Freq (MHz)	Min Tune (Vdc)	Max Tune (Vdc)	K_{vco} (MHz/V) typ.	P_{out} (dBm) typ.	2nd Har (dBc) typ.	→ Noise (10kHz, dBc) typ.	Pushing (MHz/V) typ.	Pulling (MHz, p-p) typ.	Supply (Vdc) typ.	Current (mA) typ.	Case Outline
UMV-950-R16-G	900	1000	0.5	4.5	36	0	-15	-110	1.0	0.5	5	20	R16
UMV-1050-R16-G	1000	1100	0.5	4.5	36	0	-15	-110	1	0.5	5	25	R16
UMV-1150-R16-G	1100	1200	0.5	4.5	35	0	-15	-110	2	2	5	30	R16
UMV-1250-R16-G	1200	1300	0.5	4.5	36	0	-15	-110	0.8	0.5	5	27	R16
UMV-1350-R16-G	1300	1400	0.5	4.5	36	0	-15	-110	1	0.5	5	27	R16
UMV-1450-R16-G	1400	1500	0.5	4.5	36	0	-15	-109	1	1	5	25	R16
UMV-1550-R16-G	1500	1600	0.5	4.5	36	0	-20	-109	0.5	1	5	25	R16
UMV-1650-R16-G	1600	1700	0.5	4.5	36	0	-20	-108	1	1	5	27	R16
UMV-1750-R16-G	1700	1800	0.5	4.5	36	0	-20	-108	1	1	5	26	R16
UMV-1850-R16-G	1800	1900	0.5	4.5	36	0	-20	-107	1	1	5	26	R16
UMV-1950-R16-G	1900	2000	0.5	4.5	36	0	-20	-107	1	1	5	26	R16
UMV-2050-R16-G	2000	2100	0.5	4.5	36	0	-20	-106	1	1	5	26	R16
UMV-2150-R16-G	2100	2200	0.5	4.5	36	0	-20	-106	1	1	5	26	R16
UMV-2250-R16-G	2200	2300	0.5	4.5	36	0	-20	-106	1	1	5	26	R16
UMV-2350-R16-G	2300	2400	0.5	4.5	36	0	-20	-106	0.5	1	5	25	R16
UMV-2450-R16-G	2400	2500	0.5	4.5	36	0	-20	-105	1.0	1	5	26	R16
UMV-2550-R16-G	2500	2600	0.5	4.5	36	0	-15	-104	0.5	2	5	27	R16
UMV-2650-R16-G	2600	2700	0.5	4.5	36	0	-15	-105	1.0	2	5	25	R16
UMV-2750-R16-G	2700	2800	0.5	4.5	35	0	-20	-104	1.5	1	5	28	R16
UMV-2850-R16-G	2800	2900	0.5	4.5	36	0	-20	-104	1	1	5	27	R16
UMV-2950-R16-G	2900	3000	0.5	4.5	36	0	-20	-103	1	2	5	27	R16
UMV-3050-R16-G	3000	3100	0.5	4.5	40	0	-15	-102	1.5	1	5	28	R16
UMV-3150-R16-G	3100	3200	0.5	4.5	40	0	-15	-102	1.5	1	5	28	R16
UMV-3250-R16-G	3200	3300	0.5	4.5	40	0	-15	-102	1.5	1	5	28	R16
UMV-3350-R16-G	3300	3400	0.5	4.5	36	0	-15	-103	1.5	1	5	25	R16
UMV-3450-R16-G	3400	3500	0.5	4.5	36	0	-15	-104	1.5	4	5	25	R16
UMV-3550-R16-G	3500	3600	0.5	4.5	36	0	-20	-104	1	2	5	26	R16
UMV-3650-R16-G	3600	3700	0.5	4.5	36	0	-15	-102	1.5	1	5	27	R16
UMV-3750-R16-G	3700	3800	0.5	4.5	36	0	-20	-103	1.5	4	5	25	R16
UMV-3850-R16-G	3800	3900	0.5	4.5	36	0	-15	-102	1.5	4	5	25	R16
UMV-3950-R16-G	3900	4000	0.5	4.5	45	0	-15	-102	1.5	1	5	27	R16

RFVC-6800-6999 (UMT)

Model Number	Min Freq (MHz)	Max Freq (MHz)	Min Tune (Vdc)	Max Tune (Vdc)	K_{vco} (MHz/V) typ.	P_{out} (dBm) typ.	2nd Har (dBc) typ.	→ Noise (10kHz, dBc) typ.	Pushing (MHz/V) typ.	Pulling (MHz, p-p) typ.	Supply (Vdc) typ.	Current (mA) typ.	Case Outline
UMT-1626-I12-G	1185	1225	0.5	2.8	32	-1	-15	-102	1	1	3.1	9	I12
UMT-2086-I12-G	2000	2250	0.4	4.6	85	7.5	-15	-94	2	6	5	28	I12
UMT-1554-I12-G	2560	2600	1	4	26	0	-15	-105	1	1	5	28	I12
RFVC-6801	4000	4000	0.5	4.5	18	3	-10	-98	5	10	4.5	15	I12
UMT-1540-I12-G	4000	4000	0.5	4.5	18	3	-18	-98	1	2	4.5	15	I12
RFVC-6800	5750	5750	0	7	25	2	-15	-85	5	4	3	27	I12

RFVC-9000-9499

Model Number	Min Freq (MHz)	Max Freq (MHz)	Min Tune (Vdc)	Max Tune (Vdc)	K_{vco} (MHz/V) typ.	P_{out} (dBm) typ.	2nd Har (dBc) typ.	→ Noise (10kHz, dBc) typ.	Pushing (MHz/V) typ.	Pulling (MHz, p-p) typ.	Supply (Vdc) typ.	Current (mA) typ.	Case Outline
RFVC-9001	450	520	2.5	10	8	2	-20		0.2	0.5	8.2	40	Dual Band Package
RFVC-9002	489.65	579.65	2.5	10	8	2	-20		0.2	0.5	8.2	40	Dual Band Package
RFVC-9003	559.65	629.65	2.5	10	8	2	-20		0.2	0.5	8.2	40	Dual Band Package
RFVC-9008	698	1350	0.5	4.5	225	0	-5	-89			5	30	Dual Band Package
RFVC-9011	896	1076	2	11	11.5	0	-18		0.2	0.3	4.6	13	Dual Band Package
RFVC9012	896	1076	2	11	10	0	-18			1	8.2	30	Dual Band Package
RFVC-9004	1824	1975	0	20	10	0	-15	-115	0.5	0.5	5	27	Dual Band Package
RFVC-9005	1975	2138	0	20	10	0	-15	-115	0.5	0.5	5	27	Dual Band Package
RFVC-9006	2137	2498	0	20	20	0	-15	-104	1	1	5	28	Dual Band Package
RFVC-9007	2647	3238	0	20	37.5	0	-15	-97	3	3	5	28	Dual Band Package

X05

Model Number	Min Freq (MHz)	Max Freq (MHz)	Min Tune (Vdc)	Max Tune (Vdc)	K_{vco} (MHz/V) typ.	P_{out} (dBm) typ.	2nd Har (dBc) typ.	→ Noise (10kHz, dBc) typ.	Pushing (MHz/V) typ.	Pulling (MHz, p-p) typ.	Supply (Vdc) typ.	Current (mA) typ.	Case Outline
X05-959-G	972	998	0.3	3	28	-1.0	-12	-105	0.5	0.5	3.3	18	X05 Package
X05-1838-G	1800	2000	0.5	4.5	65	6	-15	-102	2	3	5	25	X05 Package
X05-1834-G	3245	3355	0.3	2.5	80	0	-15	-88	5	5	2.85	8	X05 Package

RFPK-5000-7999 (UMZ-S, PLL)

Model Number	Min Freq (MHz)	Max Freq (MHz)	Step Size (kHz) typ.	P_{out} (dBm) typ.	→ Noise (1kHz, dBc) typ.	→ Noise (10kHz, dBc) typ.	V1 (Vdc) typ.	I1 (mA) typ.	V2 (Vdc) typ.	I2 (mA) typ.	Case Outline
UMJ-S-679-N22-G	51.4	71.4	12.5	14	-100	-120	5	25	3	6	N22
UMJ-S-653-N22-G	128.6	150.6	12.5	14	-90	-124	5	25	2.7	9	N22
UMJ-S-1529-N22-G	378	399	12.5	14	-90	-118	5	32	3	10	N22
UMJ-S-789-N22-G	428.6	448.6	12.5	14	-87	-118	5	25	3	10	N22
RFPK-6007	684	800	40	3	-93	-95	5	30	3.3	15	PLL350-61054
RFPK-6021	685	810	20	3	-93	-95	5	20	3	15	PLL350-61054
PLL400-875Y	750	1000	250	0	-80	-80	5	30			PLL400-60080
PLL350-777Y	760	795	200	3	-90	-105	5	35	3	10	PLL350-61054
RFPK-6020	785	875	240	5	-77	-105	5	30	3.3	12	PLL350-61054
RFPK-6015	816	824	5	5	-86	-116	5	35	3	15	PLL350-61054
RFPK-6011	816	849.99	30	0	-73.5	-81	5	17	5	10	PLL350-61054
RFPK-6016	820	840	0.5	5	-87	-116	5	35	3	15	PLL350-61054
PLL400-864AY	851	877	30	2		-108	5	20			PLL400-60080
PLL350-881Y	869	894	200	3	-90	-105	5	35	3	10	PLL350-61054
RFPK-6017	900	920	0.5	5	-87	-116	5	35	3	15	PLL350-61054
PLL400-915AY	902	928	200	3	-87	-111	5	22			PLL400-60080
UMZ-S-681-P15	940	960	1000	2	-90	-108	5	27	5	9	P15
PLL400-964AY	951	977	30	3		-110	5	24			PLL400-60080

Model Number	Min Freq (MHz)	Max Freq (MHz)	Step Size (kHz) typ.	P _{out} (dBm) typ.	→ Noise (1kHz,dBc) typ.	→ Noise (10kHz,dBc) typ.	V1 (Vdc) typ.	I1 (mA) typ.	V2 (Vdc) typ.	I2 (mA) typ.	Case Outline
UMZ-S-336-N22-G	952	1223	10	9	-85	-102	5	38	3	20	N22
RFPK-6018	958	970	0.5	5	-87	-116	5	35	3	15	PLL350-61054
RFPK-6012	984.9	1017.93	30	0	-80	-110	5	17			PLL350-61054
RFPK-6013	999	1037	1000	0	-80	-110	5	17			PLL350-61054
RFPK-6014	1081	1119	1000	0	-85	-110	5	17			PLL350-61054
PLL350-1120Y	1090	1150	100	2	-79	-107	5	30			PLL350-61054
UMZ-S-633-P15	1124	1130	250	0	-82	-106	5	27	3	9	P15
PLL350-1260Y	1230	1290	100	2	-73	-97	5	40			PLL350-61054
UMZ-S-680-P15	1450	1550	1000	2	-85	-103	5	27	5	9	P15
PLL400-1500Y	1450	1550	1000	1		-100	5	30			PLL400-60080
PLL400-1550Y	1510	1590	200	1		-105	5	25			PLL400-60080
PLL350-1590Y	1560	1620	200	3	-79	-100	5	35	3	10	PLL350-61054
RFPK-6008	1570	1645	40	3	-85	-93	5	20	3.3	15	PLL350-61054
PLL400-1644Y	1606	1681	200	1		-105	5	25			PLL400-60080
RFPK-6002	1695	1775	100	3	-76	-103	5	30	3.3	10	PLL350-61054
RFPK-6010	1710	1770	40	3	-85	-90	5	20	3.3	15	PLL350-61054
PLL350-1760Y	1730	1760	200	3	-84	-99	5	35	3	10	PLL350-61054
PLL400-1950AY	1900	2000	200	1		-99	5	25			PLL400-60080
RFPK-4000	1900	2100	25	3	-97	-102	12	50	3	25	P22
PLL350-1960Y	1930	1990	200	3	-83	-98	5	35	3	10	PLL350-61054
UMZ-S-936-N22	1970	2250	10000	14	-95	-98	5	48	3	10	N22
RFPK5000	1970	2250	10000	14	-95	-98	5	53	3	9	N22
PLL400-2200AY	2000	2400	1000	0	-86	-86	5	25			PLL400-60080
PLL350-2140Y	2110	2170	200	3	-79	-100	5	35	3	10	PLL350-61054
UMZ-S-939-N22B	2250	2560	10000	13	-95	-97	5	53	3	9	N22
RFPK5001	2250	2560	10000	13	-95	-97	5	53	3	9	N22
PLL350-2444Y	2344	2544	250	-1		-93	5	30	3.3	15	PLL350-61054
RFPK6022	2354	2556	256	2	-95	-95	5	32	3	10	PLL350-61054
RFPK-7001	2400	2500	1000	1		-95	5	25			PLL400-60080
PLL350-2944Y	2940	3048	125	2	-72	-92	5	30	5	10	PLL350-61054
RFPK-6019	3440	3640	250	4	-80	-88	5	30	3	20	PLL350-61054
RFPK-6006	3450	3570	250	4	-80	-88	5	30	3	20	PLL350-61054
RFPK-7000	5700	5900	500	0	-61	-80	5	50			PLL400-60080

RFPK-2000-2999 (PLO)

Model Number	Min Freq (MHz)	Max Freq (MHz)	P _{out} (dBm) typ.	→ Noise (1kHz,dBc) typ.	→ Noise (10kHz,dBc) typ.	V1 (Vdc) typ.	I1 (mA) typ.	V2 (Vdc) typ.	I1 (mA) typ.	Case Outline
PLO-1238-L22-G	728	728	0	-95	-110	5	35	3	25	L22PLO
PLO-1568-L22-G	1024	1024	0	-109	-110	5	30	3	25	L22PLO
PLO-1858-L22-G	1570	1570	0	-100	-100	5	35	3	25	L22PLO
PLO-2014-L22-G	2250	2250	0	-90	-96	5	35	3	25	L22PLO
PLO-2013-L22-G	3500	3500	0	-85	-90	5	35	3	25	L22PLO

RFPK-3000-4999 (PNP)

Model Number	Min Freq (MHz)	Max Freq (MHz)	Step Size (kHz) typ.	P_{out} (dBm) typ.	→ Noise (1kHz,dBc) typ.	→ Noise (10kHz,dBc) typ.	V1 (Vdc) typ.	I1 (mA) typ.	V2 (Vdc) typ.	I2 (mA) typ.	Case Outline
PNP-2093-L22-G	650	750	25	0	-92	-108	5	50	3	25	L22
PNP-744-P22-G	750	860	1000	0	-107	-107	12	35	3	25	P22
PNP-850-L22-G	800	900	25	0	-92	-108	5	30	3	25	L22
RFPK-3000	850	950	25	0	-92	-108	5	35	3	25	L22
PNP-950-L22-G	900	1000	25	0	-95	-108	5	35	3	25	L22
PNP-1203-P22-G	950	2000	891.67	9	-100	-101	12.5	50	3	25	P22
PNP-752-P22-G	950	2150	200	7	-90	-90	15	50	3	25	P22
PNP-1873-P22-G	950	2150	1000	8	-97	-97	15	50	3	25	P22
PNP-1050-L22-G	1000	1100	25	0	-93	-108	5	35	3	25	L22
PNP-1500-P22-G	1000	2000	200	8	-100	-100	12.5	54	3	25	P22
PNP-1976-P22-G	1030	1171	100	0	-95	-100	12.5	50	3	25	P22
PNP-1150-L22-G	1100	1200	25	0	-93	-108	5	35	3	25	L22
PNP-1090-P22-G	1500	2500	5000	7	-95	-100	12.5	50	3	25	P22
PNP-1582-P22-G	1545	1830	5000	0	-95	-100	10.7	50	3	25	P22
PNP-1623-P22-G	1550	1825	5000	0	-93	-100	12	50	3	25	P22
PNP-1650-L22-G	1600	1700	25	0	-90	-106	5	30	3	25	L22
PNP-745-P22-G	1600	2425	100	0	-83	-92	12	50	3	25	P22
PNP-1750-L22-G	1700	1800	25	0	-90	-106	5	30	3	25	L22
PNP-383-P22-G	1700	2000	500	9	-97	-102	10	50	3	25	P22
PNP-1884-P22-G	1700	2000	500	9	-97	-102	10	50	3	25	P22
PNP-1852-P22-G	1720	2150	100	9	-90	-97	12.5	50	3	25	P22
PNP-1445-P22-G	1800	1900	250	0	-90	-107	12	50	3	25	P22
PNP-1446-P22-G	1900	2000	250	0	-90	-107	12	50	3	25	P22
PNP-1620-P22-G	1900	2000	250	0	-95	-107	12	50	3	25	P22
RFPK-3002	2000	2030	125	0.5	-90	-100	5	35	3	15	L22
PNP-2050-L22-G	2000	2100	25	0	-87	-104	5	35	3	25	L22
PNP-1447-P22-G	2000	2100	250	0	-90	-104	12	50	3	25	P22
PNP-437-P22-G	2000	2250	500	9	-97	-102	10	50	3	25	P22
PNP-2250-L22-G	2200	2300	25	0	-88	-103	5	35	3	25	L22
PNP-2450-L22-G	2400	2500	25	0	-89	-103	5	35	3	25	L22
PNP-1076-L22-G	2485	2685	100	0	-87	-93	5	35	3	25	L22
PNP-2550-L22-G	2500	2600	25	0	-88	-103	5	35	3	25	L22
PNP-1622-P22-G	2525	2735	250	3	-92	-102	12.5	50	3	25	P22
RFPK-3001	2530	2650	250	0.5	-89	-96	5	32	3	25	L22
PNP-2750-L22-G	2700	2800	25	0	-88	-103	5	35	3	25	L22
PNP-1609-P22-G	2764	2823	250	0	-93	-106	12.5	50	3	25	P22
PNP-1511-P22-G	2880	3120	2500	3	-89	-101	12.5	50	3	25	P22
PNP-2950-L22-G	2900	3000	25	0	-88	-103	5	35	3	25	L22
PNP-1614-P22-G	2937	3112	250	0	-88	-109	12.5	50	3	25	P22
RFPK-3003	2990	3150	125	0.5	-81	-93	5	35	3	15	L22
PNP-1181-P22-G	3160	3380	2500	3	-90	-95	12.5	50	3	25	P22
PNP-1618-P22-G	3165	3375	2500	3	-90	-95	12.5	50	3	25	P22
PNP-1603-P22-G	3176	3310	250	0	-88	-107	12.5	50	3	25	P22
PNP-3350-L22-G	3300	3400	25	0	-86	-101	5	35	3	25	L22

<i>Model Number</i>	<i>Min Freq (MHz)</i>	<i>Max Freq (MHz)</i>	<i>Step Size (kHz) typ.</i>	<i>P_{out} (dBm) typ.</i>	<i>→ Noise (1kHz, dBc) typ.</i>	<i>→ Noise (10kHz, dBc) typ.</i>	<i>V1 (Vdc) typ.</i>	<i>I1 (mA) typ.</i>	<i>V2 (Vdc) typ.</i>	<i>I2 (mA) typ.</i>	<i>Case Outline</i>
PNP-2085-P22-G	3300	3899	1000	0	-88	-88	12.5	50	3	25	P22
PNP-1605-P22B-G	3351	3649	250	0	-83	-103	12.5	50	3	25	P22
RFPK-3004	3590	3685	125	0.5	-81	-93	5	35	3	15	L22
PNP-1611-P22-G	3676	3736	25	0	-88	-106	12.5	50	3	25	P22
PNP-3750-L22-G	3700	3800	25	0	-85	-100	5	35	3	25	L22
PNP-3850-L22-G	3800	3900	25	0	-84	-99	5	35	3	25	L22
PNP-3950-L22-G	3900	4000	25	0	-85	-100	5	35	3	25	L22
PNP-1182-P22-G	4160	4380	2500	3	-90	-93	12.5	50	3	25	P22
PNP-1617-P22-G	4165	4375	2500	3	-90	-93	12.5	50	3	25	P22

	Application Note VCO Recommended Assembly Process ROHS Compliant (-G)	AN-011 Revision 02
---	--	-----------------------

1 Objective

This document describes the part assembly critical requirements for signal source multi-chip modules, VCO and Synthesizer manufactured by RFMD.

2 Scope

This document applies only to ROHS compliant products (suffix -G at the end of product part number).

3 Requirements

3.1 Part soldering

- RFMD recommends using an automated soldering profile to assemble the VCO on a board.
- The maximum reflow temperature shall not exceed the Convective Reflow process as per JEDEC J-STD-20B Lead Free profile (see figure 1 and table 1).
- The part shall not be exposed to a reflow profile more than 3 times.
- When submitted to a reflow profile, the part shall be oriented with the Lid on the top.

Table 1: Recommended Reflow Profile Parameters

Profile Feature	Recommended Parameters
Average Ramp-Up Rate (T _{smax} to T _p)	3° C/second max.
<u>Preheat</u>	
Temperature Min (T _{smin})	150 °C
Temperature Max (T _{smax})	200 °C
Time (t _{smin} to t _{smax})	60-180 seconds
<u>Time maintained above</u>	
Temperature (T _L)	217 °C
Time (t _L)	60-150 seconds
Peak Temperature (T _p)	260 °C
Time within 5 °C of actual Peak Temperature (t _p)	20-40 seconds
Ramp-Down Rate	6 °C/second max.
Time 25 °C to Peak Temperature	8 minutes max.

AN-011-01 08/24/2007	RFMD WPBU Signal Source Products	Page 1 of 2
-------------------------	----------------------------------	-------------

	<p style="text-align: center;">Application Note VCO Recommended Assembly Process ROHS Compliant (-G)</p>	<p style="text-align: center;">AN-011 Revision 02</p>
---	---	---

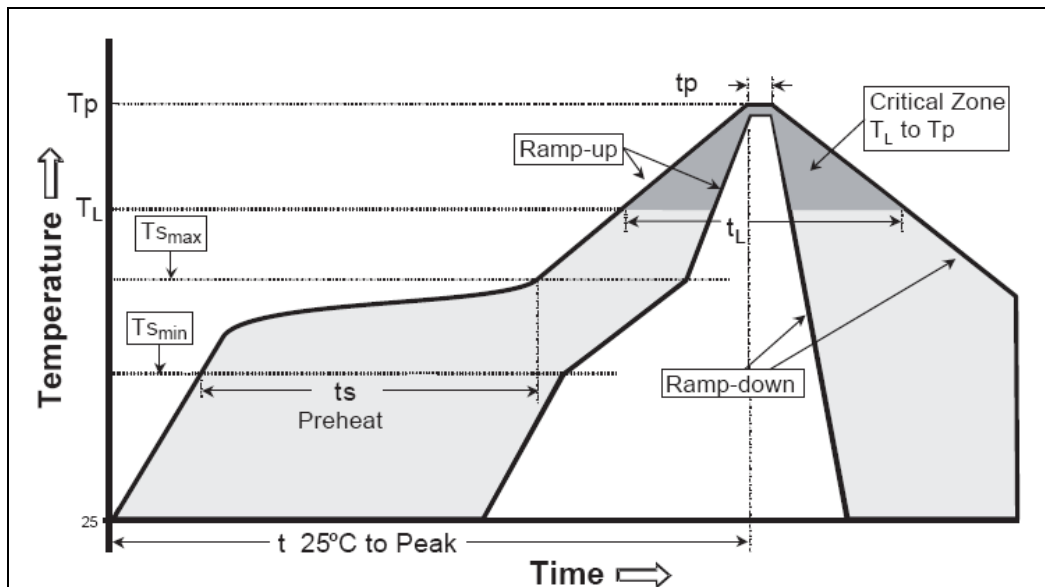


Figure 1: Recommended Reflow Profile

3.2 Part cleanliness

- Part cleanliness is critical to meet specified performance. After assembly, the part shall be free of flux and/or any other source of contamination.
- RFMD recommends integrating a cleaning process as part of the assembly process. To maximize its effectiveness, the cleaning shall be performed within 1 hour following the reflow.

Qualified cleaning process:

Disclaimer: The customer shall assess if recommended cleaning process is suitable for its assembly.

- Full immersion in a saponifier bath (Alconox Detergent 8) @ 50°C for 10 minutes within 30 minutes exiting reflow.
- Full immersion in a water bath at room temperature for 1 minute.
- Full immersion in denatured alcohol bath @ 50°C for 3 minute.
- Dry component at 85°C for 5 minutes.

AN-011-01 08/24/2007	RFMD WPBU Signal Source Products	Page 2 of 2
-------------------------	----------------------------------	-------------

Additional Signal Source Product Application Notes

AN-012 Option Code definitions for –CC and –FF

AN-015 Modulation Bandwidth Measurement

AN 4153: PLL Synthesizer Programming

AN 109: PLL Synthesizer Programming













AN 113: PLL Synthesizer Programming

AN 112: PLL Synthesizer Programming

PNP Programming Guide 2013

Available on the RFMD website

PACKAGE INFORMATION

<p>T Package</p>  <p>12.7 X 12.7 X 3.96 MM (0.5 X 0.5 X .156 in)</p>	<p>E Package</p>  <p>7.82 X 5.79 X 3.0 MM (.308 X .228 X .118 in)</p>	<p>K Package</p>  <p>7.62 X 7.62 X 2.75 MM (.300 X .300 X .108 in)</p>	<p>U Package</p>  <p>9.50 X 9.50 X 2.79 MM (.374 X .374 X .110 in)</p>
<p>A16 Package</p>  <p>12.7 X 12.7 X 3.43 MM (0.5 X 0.5 X .135 in)</p>	<p>D16 Package</p>  <p>12.7 X 12.7 X 5.59 MM (0.5 X 0.5 X .220 in)</p>	<p>I12 Package</p>  <p>7.62 X 7.62 X 2.48 MM (.300 X .300 X .098 in)</p>	<p>X05 Package</p>  <p>6.35 X 6.35 X 1.78 MM (.250 X .250 X .070 in)</p>
<p>L22 Package</p>  <p>12.7 X 12.7 X 4.57 MM (0.5 X 0.5 X .180 in)</p>	<p>P22 Package</p>  <p>15.24 X 15.24 X 5.59 MM (0.6 X 0.6 X .220 in)</p>	<p>PLL400 Package</p>  <p>15.24 X 15.24 X 3.0 MM (0.6 X 0.6 X .118 in)</p>	<p>Dual-Band Package</p>  <p>14.30 X 9.47 X 5.33 MM (.563 X .373 X .210 in)</p>

Additional Package Types

- D14 package 12.7 X 12.7 X 5.59 MM (0.5 X 0.5 X .220 in)
- DM16 package 12.7 X 12.7 X 5.59 MM (0.5 X 0.5 X .220 in)
- R16 package 12.7 X 12.7 X 4.57 MM (0.5 X 0.5 X .180 in)
- R14 package 12.7 X 12.7 X 4.57 MM (0.5 X 0.5 X .180 in)
- B14 package 19.05 X 19.05 X 5.59 MM (0.75 X 0.75 X .220 in)
- O16 package 12.7 X 12.7 X 5.59 MM (0.5 X 0.5 X .220 in)
- G16 package 12.7 X 12.7 X 5.59 MM (0.5 X 0.5 X .220 in)
- U16 package 12.7 X 12.7 X 2.16 MM (0.5 X 0.5 X .085 in)
- J16 package 12.7 X 12.7 X 3.43 MM (0.5 X 0.5 X .135 in)
- N22 package 19.05 X 19.05 X 6.35 MM (0.75 X 0.75 X .250 in)
- P15 package 15.24 X 15.24 X 5.97 MM (0.6 X 0.6 X .235 in)
- PLL350 package 20.32 X 14.78 X 3.91 MM (0.8 X 0.582 X .154 in)

Product Line Contacts for RFMD Signal Source Products

Name	Title	Location	Email	Tel: Office
Steve Revert	Signal Source PL Mgr	AZ	steven.revert@rfmd.com	(480) 756-6070
Charlie Randolph	Signal Source Sales Support	AZ	charles.randolph@rfmd.com	(480) 756-6070
Yan Boutin	Signal Source Eng Mgr	FL	yan.boutin@rfmd.com	(352) 593-2307

The information in this publication is believed to be accurate and reliable. However, no responsibility is assumed by RF Micro Devices, Inc. (“RFMD”) for its use, nor for any infringement of patents, or other rights of third parties, resulting from its use. No license is granted by implication or otherwise under any patent or patent rights of RFMD. RFMD reserves the right to change component circuitry, recommended application circuitry and specifications at any time without prior notice.

RFMD SALES

UNITED STATES

RFMD Corporate Headquarters
7628 Thorndike Road
Greensboro, NC, 27409-9421
Phone: 336.664.1233

EUROPE

RFMD (UK) Ltd.
1015 Arlington Business Park
Theale
Berkshire RG7 4SA
United Kingdom
Phone: +44 (0) 118.916.7250

ASIA

RFMD (Beijing) Co. Ltd. Branch Company
Unit 1606, NCI Tower
A12 Jian Guo Men Wai Dajie
Chaoyang District
Beijing, China 100022
Phone: +86.10.6787.9977

China Sales Office
Room 108, South Tower
No.2966 Jinke Road
Zhangjiang High-tech Park
Shanghai, China 201203
Phone: +86.21.3849.9988

Shenzhen Sales Office
Room 01-02, 6/F, Tower 2
Kerry Plaza, No.1 Zhongxinsi
Road
Futian District
Shenzhen, China 518048
Phone: +86.755.8832.2688

RFMD Korea
10th Floor Haesung1 Bldg, 942,
Daechi-dong Kangnam-Ku,
Seoul Korea 135-725
Phone: +82.2.3454.0470

RFMD Taiwan BV
11F-B, No. 216, Sec.2,
Tun-Hwa S. Road,
Taipei 10669, Taiwan
Phone: +886.2.2378.0930

RFMD Japan
1-1-7 Uchisaiwaicho
NBF Hibiya Building
14F Chiyoda-ku
Tokyo, Japan 100-0011
Phone: +81.3.3595.7530

RFMD India
No.5,R.T. Nagar Main Road
Bangalore, India 560032
Phone: +91.80.4282.7200





For sales or technical support, contact your authorized local sales representative (see www.fmd.com/globalsales).

PSG.2013-2014.19000

Looking for pricing, stock, or lifecycle information?

Click below to explore more details on WIN SOURCE:

-  [View UMZ-353-A16-G on WIN SOURCE](#)
-  [RF Micro Devices Information](#)

Optimize Your Supply Chain with WIN SOURCE Solutions

-  Global Sourcing Solution
-  Obsolete Management
-  Cost Control Management
-  Shortage Management
-  Alternative Solution
-  Excess Inventory Management