



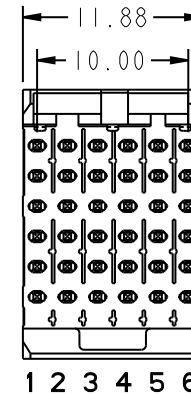
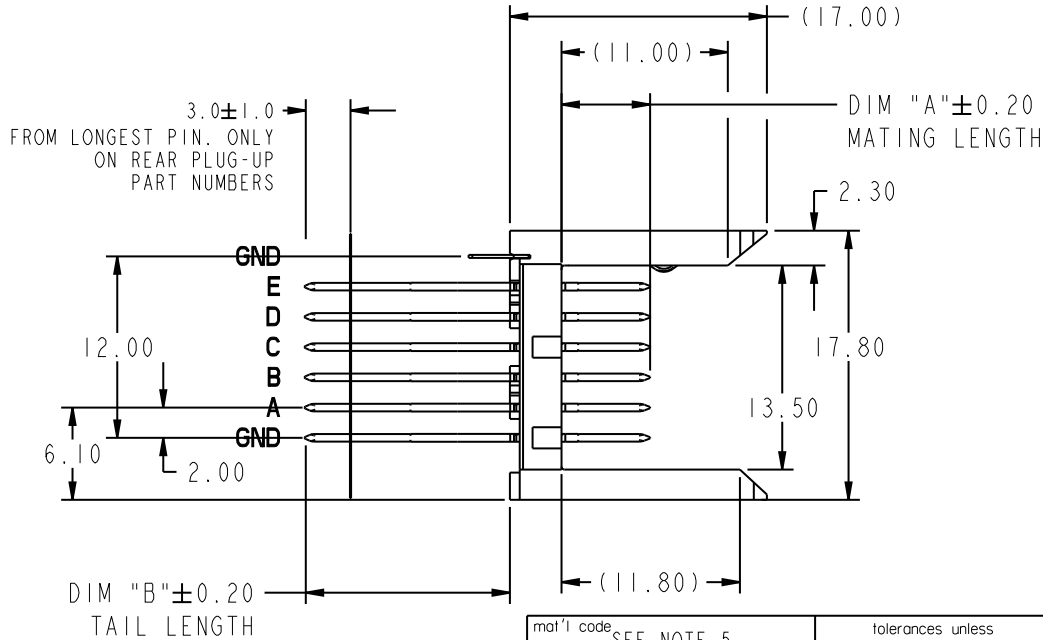
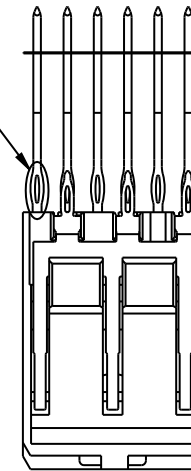
THE DATASHEET OF
73983-1011LF



PRODUCT NO.	PLATING PERFORMANCE LEVEL	FOR REAR PLUG-UP APPLICATIONS USE SHROUD
73983-1ZZZ	TELCORDIA CO	84818-101
73983-1ZZZLF		84818-101LF
73983-2ZZZ	CUSTOMER SPECIAL	84818-301
73983-2ZZZLF		84818-301LF
73983-3ZZZ	CUSTOMER SPECIAL	84818-301
73983-3ZZZLF		84818-301LF
73983-5ZZZ	TELCORDIA UE	84818-501
73983-5ZZZLF		84818-501LF
73983-9ZZZ	TELCORDIA CO	84818-101
73983-9ZZZLF		84818-101LF

EYE OF NEEDLE PRESS FIT SECTION BABY-H PRESS FIT SECTION

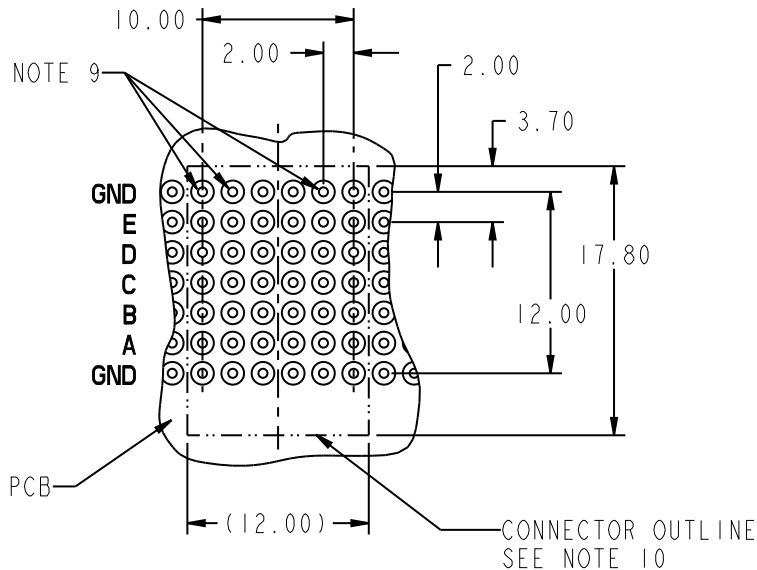
DETAIL A
SCALE 4:1
SEE NOTE 15



mat'l code SEE NOTE 5				tolerances unless otherwise specified			CUSTOMER		FCJ www.fciconnect.com	
ltr	ecn no.	dr	date	linear	projection			title VERTICAL SIGNAL HDR 5 ROW P.F. 30 POS. SPECIAL LOAD STD.		
T	V06-0544	DCH	2006-06-09							
U	V07-0165	DCH	2007-03-14	angles	MM			product family METRAL 1000 code size dwg no 213		
V	V07-0667	HTB	2007-11-07							
W	V08-0009	LP	2008-1-23	dr	K. BELL	2000-03-29	scale 1:1			
X	109-0254	RKV	2009-11-13	engr	M. HAHN	2000-03-29				
R	V04-0398	DAI	2004-05-25	chr	RAJKRISHNAN.V	2009-11-13	A 73983 sheet 1 of 6			
S	V05-0405	DAI	2005-05-16	appd	BIJU K PAUL	2009-11-13				
sheet index	revision sheet	X 1	X 2	X 3	X 4	X 5	X 6	cage code 22526		

This document is the property of and embodies
 CONFIDENTIAL and PROPRIETARY information of FCJ.
 No part of the information shown on this
 document may be used in any way or disclosed
 to others without the written consent of FCJ.
 Copyright FCJ.

PRODUCT NUMBER
SEE TABLE



RECOMMENDED PCB HOLE PATTERN
(COMPONENT SIDE)

PRESS-FIT HOLES	OPTION 1
HOLE DIAMETER AFTER PLATING	0.65-0.80
DRILLED HOLE	0.81-0.86 (0.85 DRILL)
COPPER PLATING	0.025 MIN
SnPb PLATING	0.005-0.015

- NOTES:
- SEE APPLICATION SPECIFICATION GS-20-010 FOR INFORMATION ON AVAILABLE TOOLING, CIRCUIT BOARD DESIGN CONSIDERATIONS, REPAIR PROCEDURES AND PRODUCT OFFERINGS.
 - SEE FCI PUBLICATION 950511-028 FOR "ELECTRICAL PERFORMANCE DATA FOR DIFFERENTIAL APPLICATIONS."
 - SEE FCI PUBLICATION 950511-029 FOR "ELECTRICAL PERFORMANCE DATA FOR SINGLE-ENDED APPLICATION."
 - UNLESS OTHERWISE SPECIFIED, ALL DIMENSIONS AND TOLERANCES ARE IN ACCORDANCE WITH ASME Y14.5, 1994
 - HOUSING MATERIAL: LIQUID CRYSTAL POLYMER, 30% GLASS FILLED, FLAME RETARDANT PER UL 94-V0.
PIN MATERIAL: PHOSPHER BRONZE
GROUND SPRING MATERIAL: PHOSPHER BRONZE
 - PLATING INFORMATION: PLATING ON CONTACT AREAS IS PER PERFORMANCE LEVELS SHOWN IN TABLE ON SHEET I. PLATING ON "LF" TAILS IS Sn. PLATING ON ALL OTHER TAILS IS SnPb.
 - DIMENSIONAL RESTRICTIONS OF PINS IN HEADERS.
FOR MATING WITH METRAL 1000 RECEPTACLES
DIM A : 5.00mm MIN, 8.00mm MAX FOR ROWS A-E
DIM A : 5.00mm MIN, 5.75mm MAX FOR ROW GND NEXT TO ROW A
DIM C : 5.00mm MIN, 8.00mm MAX FOR ROWS A-E
DIM C : 4.60mm MIN, 6.30mm MAX FOR ROW GND NEXT TO ROW A
FOR MATING WITH METRAL 4000 RECEPTACLES
DIM A : 5.00mm MIN, 6.50mm MAX FOR ROWS A, B, D & E
DIM A : 5.00mm MIN, 8.00mm MAX FOR ROW C
DIM A : 5.00mm MIN, 5.75mm MAX FOR ROW GND NEXT TO ROW A
DIM C : 5.00mm MIN, 7.00mm MAX FOR ROWS A, B, D & E
DIM C : 5.00mm MIN, 8.00mm MAX FOR ROW C
DIM C : 4.60mm MIN, 6.30mm MAX FOR ROW GND NEXT TO ROW A
 - THE MIN PCB THICKNESS FOR REAR PLUG-UP APPLICATIONS IS 2.9mm SINCE THE COMPLAINT SECTIONS OF THE GROUND SPRING OF THE HEADER DIRECTLY OPPOSE THE GROUND SPRING OF THE SHROUD. THE MIN PCB THICKNESS FOR FRONT PLUG-UP ONLY APPLICATIONS IS 1.6mm.
 - THESE HOLES ARE NEEDED FOR REAR PLUG-UP DESIGNS USING A SHROUD AND MAY BE OMITTED FOR FRONT PLUG-UP ONLY DESIGNS.
 - THE "CONNECTOR OUTLINE" IS THE MIN OUTLINE REQUIRED. TO DETERMINE THE OUTLINE NECESSARY TO PERMIT THE VARIOUS TYPES OF REPAIR OPERATIONS, SEE APPLICATION SPECIFICATION GS-20-010.
 - CURRENT RATING: 1 AMP PER PIN
 - TEMPERATURE RANGE: -55°C TO +105°C
 - THE PRODUCTS WHERE THE PART NUMBER ENDS IN LF MEET EUROPEAN UNION DIRECTIVES AND OTHER COUNTRY REGULATIONS AS DESCRIBED IN GS-22-008. ALL PRODUCTS WILL WITHSTAND EXPOSURE TO 260°C FOR 60 SECONDS IN A CONVECTION, INFRA-RED OR VAPOR PHASE REFLOW OVEN.
 - FOR LEAD FREE PART NUMBERS, ADD 'LF' SUFFIX. EXAMPLE: 73983-XXXXLF
 - PIN TYPE IS AT THE MANUFACTURERS OPTION AND CAN BE EITHER BABY-H OR EYE OF THE NEEDLE STYLE

mat'l code SEE NOTE 5				tolerances unless otherwise specified		CUSTOMER	FCJ www.fciconnect.com		
ltr	ecr no.	dr	date	linear	projection	COPY			
x				angles		title VERTICAL SIGNAL HDR 5 ROW P.F. 30 POS. SPECIAL LOAD STD.			
				dr	K. BELL	2000-03-29	product family	METRAL 1000	code
				enrg	M. HAHN	2000-03-29	size	dwg no	213
				chr	RAJKRISHNAN.V	2009-11-13	scale	73983	sheet
				appd	BIJU K PAUL	2009-11-13	1:1	A	2
sheet index	revision sheet								

This document is the property of and embodies CONFIDENTIAL and PROPRIETARY information of FCI. No part of the information shown on this document may be used in any way or disclosed to others without the written consent of FCI. Copyright FCI.

PIN NO.	DIM A MATING LENGTH	DIM B TAIL LENGTH	PCB THICKNESS RANGE ACCOMMODATED BY PIN'S TAIL LENGTH				
			WHEN MATING TO A 73981 OR 84688 SERIES RECEPTACLE		WHEN MATING TO A 52057 SERIES METRAL 4000 RECEPTACLE		
			ROWS A,B,C,D,&E	GROUND ROW	ROWS:A,B,D&E	ROW C	GROUND ROW
01*	5.00	4.30	1.60 MIN	1.60 MIN	1.60 MIN	1.60 MIN	1.60 MIN
22		12.20	2.95 - 3.80	2.95 - 4.20	2.95 - 3.80	2.95 - 3.80	2.95 - 4.20
30		12.95	2.95 - 4.55	3.25 - 4.95	2.95 - 4.55	2.95 - 4.55	3.25 - 4.95
05		13.70	2.95 - 5.30	4.00 - 5.70	3.30 - 5.30	2.95 - 5.30	4.00 - 5.70
35		14.45	3.05 - 6.05	4.75 - 6.45	4.05 - 6.05	3.05 - 6.05	4.75 - 6.45
48		15.20	3.80 - 6.80	5.50 - 7.20	4.80 - 6.80	3.80 - 6.80	5.50 - 7.20
40		15.70	4.30 - 7.30	6.00 - 7.70	5.30 - 7.30	4.30 - 7.30	6.00 - 7.70
65		16.40	5.00 - 8.00	6.70 - 8.40	6.00 - 8.00	5.00 - 8.00	6.70 - 8.40
09		17.10	5.70 - 8.70	7.40 - 9.10	6.70 - 8.70	5.70 - 8.70	7.40 - 9.10
02*	5.75	4.30	1.60 MIN	1.60 MIN	1.60 MIN	1.60 MIN	1.60 MIN
44		12.20	2.95 - 3.80	2.95 - 4.20	2.95 - 3.80	2.95 - 3.80	2.95 - 4.20
31		12.95	2.95 - 4.55	3.25 - 4.95	2.95 - 4.55	2.95 - 4.55	3.25 - 4.95
06		13.70	2.95 - 5.30	4.00 - 5.70	3.30 - 5.30	2.95 - 5.30	4.00 - 5.70
36		14.45	3.05 - 6.05	4.75 - 6.45	4.05 - 6.05	3.05 - 6.05	4.75 - 6.45
49		15.20	3.80 - 6.80	5.50 - 7.20	4.80 - 6.80	3.80 - 6.80	5.50 - 7.20
25		15.70	4.30 - 7.30	6.00 - 7.70	5.30 - 7.30	4.30 - 7.30	6.00 - 7.70
66		16.40	5.00 - 8.00	6.70 - 8.40	6.00 - 8.00	5.00 - 8.00	6.70 - 8.40
10		17.10	5.70 - 8.70	7.40 - 9.10	6.70 - 8.70	5.70 - 8.70	7.40 - 9.10
03*	6.50	4.30	1.60 MIN	1.60 MIN	1.60 MIN	1.60 MIN	1.60 MIN
45		12.20	2.95 - 3.80	2.95 - 4.20	2.95 - 3.80	2.95 - 3.80	2.95 - 4.20
32		12.95	2.95 - 4.55	3.25 - 4.95	2.95 - 4.55	2.95 - 4.55	3.25 - 4.95
07		13.70	2.95 - 5.30	4.00 - 5.70	3.30 - 5.30	2.95 - 5.30	4.00 - 5.70
37		14.45	3.05 - 6.05	4.75 - 6.45	4.05 - 6.05	3.05 - 6.05	4.75 - 6.45
50		15.20	3.80 - 6.80	5.50 - 7.20	4.80 - 6.80	3.80 - 6.80	5.50 - 7.20
41		15.70	4.30 - 7.30	6.00 - 7.70	5.30 - 7.30	4.30 - 7.30	6.00 - 7.70
24		16.40	5.00 - 8.00	6.70 - 8.40	6.00 - 8.00	5.00 - 8.00	6.70 - 8.40
11		17.10	5.70 - 8.70	7.40 - 9.10	6.70 - 8.70	5.70 - 8.70	7.40 - 9.10



This document is the property of and embodies CONFIDENTIAL and PROPRIETARY information of FCI. No part of the information shown on this document may be used in any way or disclosed to others without the written consent of FCI. Copyright FCI.

mat'l code SEE NOTE 5				tolerances unless otherwise specified		CUSTOMER		www.fciconnect.com	
ltr	ecn no.	dr	date	linear	projection		title VERTICAL SIGNAL HDR 5 ROW P.F. 30 POS. SPECIAL LOAD STD.		
X					angles			product family size 213	
						dr	K. BELL	2000-03-29	code
				enr	M. HAHN	2000-03-29	sheet		
				chr	RAJKRISHNAN.V	2009-11-13	3		
				appd	BIJU K PAUL	2009-11-13			
sheet index	revision sheet						scale 1:1		
							product family size 73983		

cage code 22526

PIN NO.	DIM A MATING LENGTH	DIM B TAIL LENGTH	PCB THICKNESS RANGE ACCOMMODATED BY PIN LENGTH				
			WHEN MATING TO A 73981 OR 84688 SERIES RECEPTACLE		WHEN MATING TO A 52057 SERIES METRAL 4000 RECEPTACLE		
			ROWS A,B,C,D,&E	GROUND ROW	ROWS:A,B,D&E	ROW C	GROUND ROW
04*	7.25	4.30	1.60 MIN	1.60 MIN	1.60 MIN	1.60 MIN	1.60 MIN
46		12.20	2.95 - 3.80	2.95 - 4.20	2.95 - 3.80	2.95 - 3.80	2.95 - 4.20
33		12.95	2.95 - 4.55	3.25 - 4.95	2.95 - 4.55	2.95 - 4.55	3.25 - 4.95
08		13.70	2.95 - 5.30	4.00 - 5.70	3.30 - 5.30	2.95 - 5.30	4.00 - 5.70
38		14.45	3.05 - 6.05	4.75 - 6.45	4.05 - 6.05	3.05 - 6.05	4.75 - 6.45
51		15.20	3.80 - 6.80	5.50 - 7.20	4.80 - 6.80	3.80 - 6.80	5.50 - 7.20
42		15.70	4.30 - 7.30	6.00 - 7.70	5.30 - 7.30	4.30 - 7.30	6.00 - 7.70
67		16.40	5.00 - 8.00	6.70 - 8.40	6.00 - 8.00	5.00 - 8.00	6.70 - 8.40
12		17.10	5.70 - 8.70	7.40 - 9.10	6.70 - 8.70	5.70 - 8.70	7.40 - 9.10
19*	8.00	4.30	1.60 MIN	1.60 MIN	1.60 MIN	1.60 MIN	1.60 MIN
47		12.20	2.95 - 3.80	2.95 - 4.20	2.95 - 3.80	2.95 - 3.80	2.95 - 4.20
34		12.95	2.95 - 4.55	3.25 - 4.95	2.95 - 4.55	2.95 - 4.55	3.25 - 4.95
20		13.70	2.95 - 5.30	4.00 - 5.70	3.30 - 5.30	2.95 - 5.30	4.00 - 5.70
39		14.45	3.05 - 6.05	4.75 - 6.45	4.05 - 6.05	3.05 - 6.05	4.75 - 6.45
52		15.20	3.80 - 6.80	5.50 - 7.20	4.80 - 6.80	3.80 - 6.80	5.50 - 7.20
43		15.70	4.30 - 7.30	6.00 - 7.70	5.30 - 7.30	4.30 - 7.30	6.00 - 7.70
68		16.40	5.00 - 8.00	6.70 - 8.40	6.00 - 8.00	5.00 - 8.00	6.70 - 8.40
21		17.10	5.70 - 8.70	7.40 - 9.10	6.70 - 8.70	5.70 - 8.70	7.40 - 9.10



This document is the property of and embodies CONFIDENTIAL and PROPRIETARY information of FCI. No part of the information shown on this document may be used in any way or disclosed to others without the written consent of FCI. Copyright FCI.

mat'l code		SEE NOTE 5		tolerances unless otherwise specified		CUSTOMER		 www.fciconnect.com	
ltr	ecr no.	dr	date	linear	projection		title VERTICAL SIGNAL HDR 5 ROW P.F. 30 POS. SPECIAL LOAD STD.		
x					angles			product family METRAL 1000 code 213	
				dr	K. BELL	2000-03-29	MM	size dwg no 73983	
				enr	M. HAHN	2000-03-29		A	sheet 4
				chr	RAJKRISHNAN.V	2009-11-13	1:1		
				appd	BIJU K PAUL	2009-11-13			
sheet index	revision sheet								



This document is the property of and embodies
 CONFIDENTIAL and PROPRIETARY information of FCJ.
 No part of the information shown on this
 document may be used in any way or disclosed
 to others without the written consent of FCJ.
 Copyright FCJ.

SPECIAL LOAD PATTERNS		
PRODUCT #	ROW	PIN CODES
73983-X001 SEE NOTE 14 LEAD FREE OPTION	E	01
	D	
	C	
	B	
	A	
	GND	
73983-X002 *RPU SEE NOTE 14 LEAD FREE OPTION	E	22
	D	
	C	
	B	
	A	
	GND	
73983-X003 *RPU SEE NOTE 14 LEAD FREE OPTION	E	30
	D	
	C	
	B	
	A	
	GND	
73983-X004 *RPU SEE NOTE 14 LEAD FREE OPTION	E	05
	E	
	C	
	B	
	A	
	GND	

PCB THICKNESS
RANGE FOR REAR
PLUG UP
APPLICATIONS
2.95 TO 3.80mm

PCB THICKNESS
RANGE FOR REAR
PLUG UP
APPLICATIONS
3.25 TO 4.55mm

PCB THICKNESS
RANGE FOR REAR
PLUG UP
APPLICATIONS
4.00 TO 5.30mm

* REAR PLUG UP PART NUMBER

SPECIAL LOAD PATTERNS		
PRODUCT #	ROW	PIN CODES
73983-X005 *RPU SEE NOTE 14 LEAD FREE OPTION	E	35
	D	
	C	
	B	
	A	
	GND	
73983-X008 *RPU SEE NOTE 14 LEAD FREE OPTION	E	09
	D	
	C	
	B	
	A	
	GND	
73983-X011 SEE NOTE 14 LEAD FREE OPTION	E	02
	D	
	C	
	B	
	A	
	GND	
73983-X012 *RPU SEE NOTE 14 LEAD FREE OPTION	E	44
	D	
	C	
	B	
	A	
	GND	

PCB THICKNESS
RANGE FOR REAR
PLUG UP
APPLICATIONS
4.75 TO 6.05mm

PCB THICKNESS
RANGE FOR REAR
PLUG UP
APPLICATIONS
7.40 TO 8.70mm

PCB THICKNESS
RANGE FOR REAR
PLUG UP
APPLICATIONS
2.95 TO 3.80mm

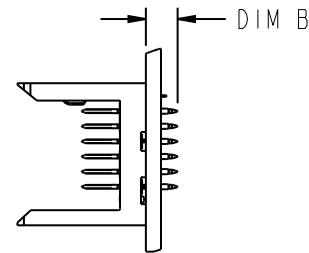
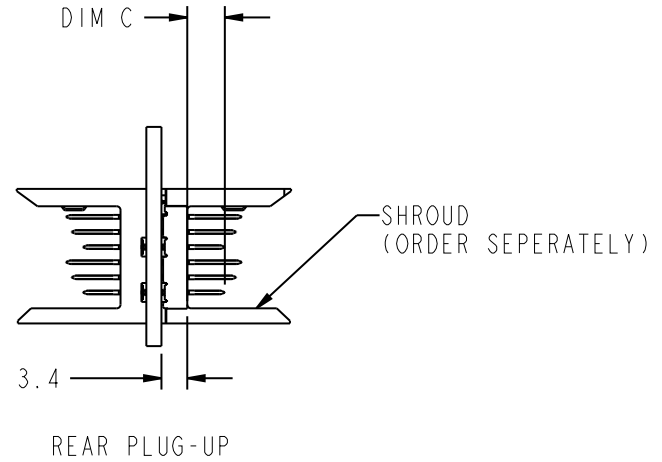
mat'l code SEE NOTE 5				tolerances unless otherwise specified			CUSTOMER		www.fcjconnect.com	
ltr	ecr no.	dr	date	linear	projection					
x										
				angles				title VERTICAL SIGNAL HDR 5 ROW P.F. 30 POS. SPECIAL LOAD STD.		
				dr	K. BELL	2000-03-29	MM		product family METRAL 1000 code	
				enr	M. HAHN	2000-03-29	←→		size 213	
				chr	RAJKRISHNAN.V	2009-11-13	scale 1:1		dwg no 73983 sheet 5	
				appd	BIJU K PAUL	2009-11-13				
sheet index	revision sheet									



This document is the property of and embodies
 CONFIDENTIAL and PROPRIETARY information of FCI.
 No part of the information shown on this
 document may be used in any way or disclosed
 to others without the written consent of FCI.
 Copyright FCI.

SPECIAL LOAD PATTERNS		
PRODUCT #	ROW	PIN CODES
73983-X021 SEE NOTE 14 LEAD FREE OPTION	E	01
	D	
	C	03
	B	01
	A	
	GND	
73983-X031 SEE NOTE 14 LEAD FREE OPTION	E	03
	D	
	C	
	B	
	A	
GND	01	
73983-X032 ** SEE NOTE 14 LEAD FREE OPTION	E	19
	D	
	C	
	B	
	A	
GND	01	

PRODUCT #	ROW	COLUMN					
		1	2	3	4	5	6
73983-X033 SEE NOTE 14 LEAD FREE OPTION	E	02	02	02	02	02	02
	D	02	02	02	02	02	02
	C	02	02	02	02	01	02
	B	02	02	02	02	02	02
	A	02	02	02	02	02	02
	GND	02	02	02	02	02	02



mat'l code SEE NOTE 5				tolerances unless otherwise specified			CUSTOMER		FCI www.fciconnect.com		
ltr	ecr no.	dr	date	linear	projection			title VERTICAL SIGNAL HDR 5 ROW P.F. 30 POS. SPECIAL LOAD STD.			
X											
				angles	MM			product family METRAL 1000		code	
		dr	K. BELL	2000-03-29				size		213	
		enr	M. HAHN	2000-03-29				dwg no		6	
		chr	RAJKRISHNAN.V	2009-11-13	scale			A			
		appd	BIJU K PAUL	2009-11-13	1:1			73983			
sheet	revision										
index	sheet										

** CANNOT BE MATED TO A METRAL 4000 RECEPTACLE

Looking for pricing, stock, or lifecycle information?

Click below to explore more details on WIN SOURCE:

 [View 73983-1011LF on WIN SOURCE](#)

 [Amphenol FCI Information](#)

Optimize Your Supply Chain with WIN SOURCE Solutions

-  Global Sourcing Solution
-  Obsolete Management
-  Cost Control Management
-  Shortage Management
-  Alternative Solution
-  Excess Inventory Management