



SIZE	Part Num.	Threading	Headscrew	Packaging(see notes1&2)
25	8655MHRA2501LF	UNC 4.40	Black	BULK (see note 1)
	8655MHRA2501KLF	UNC 4.40	Black	KIT (see note 2)
	8655MHRA2502LF	M3	Grey	BULK
	8655MHRA2502KLF	M3	Grey	KIT

NOTES:

Material and finish: Zinc die-cast  
Nickel plated

Cable strain relief: Polycarbonate (UL94V-0)

Jackscrews:

- Headscrew : plastic, colour according threading
- Body : metal, threading according tables

Temperature range: -40°C to 120°C  
Cable diameter: 4,0 to 13,0mm  
Attenuation factor: >40 dB between 30MHz and 1 GHz  
Marking FCI logo: Height 6 mm for all versions

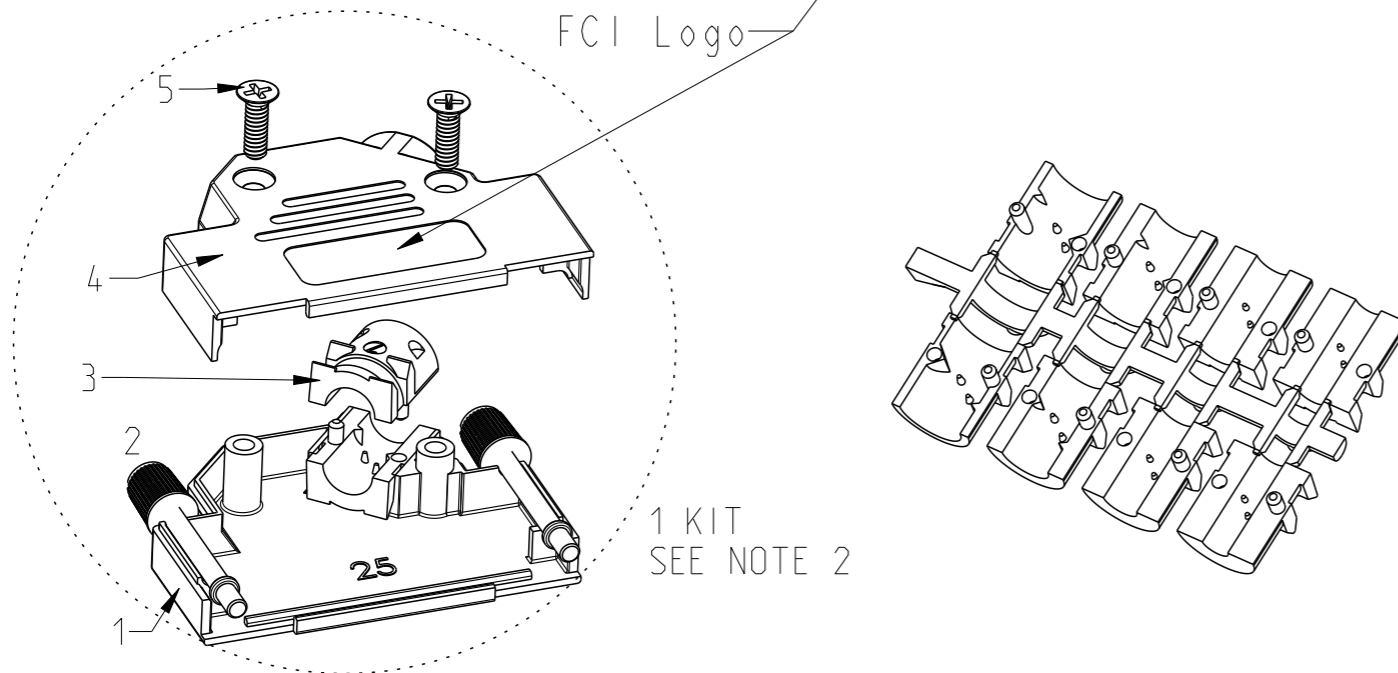
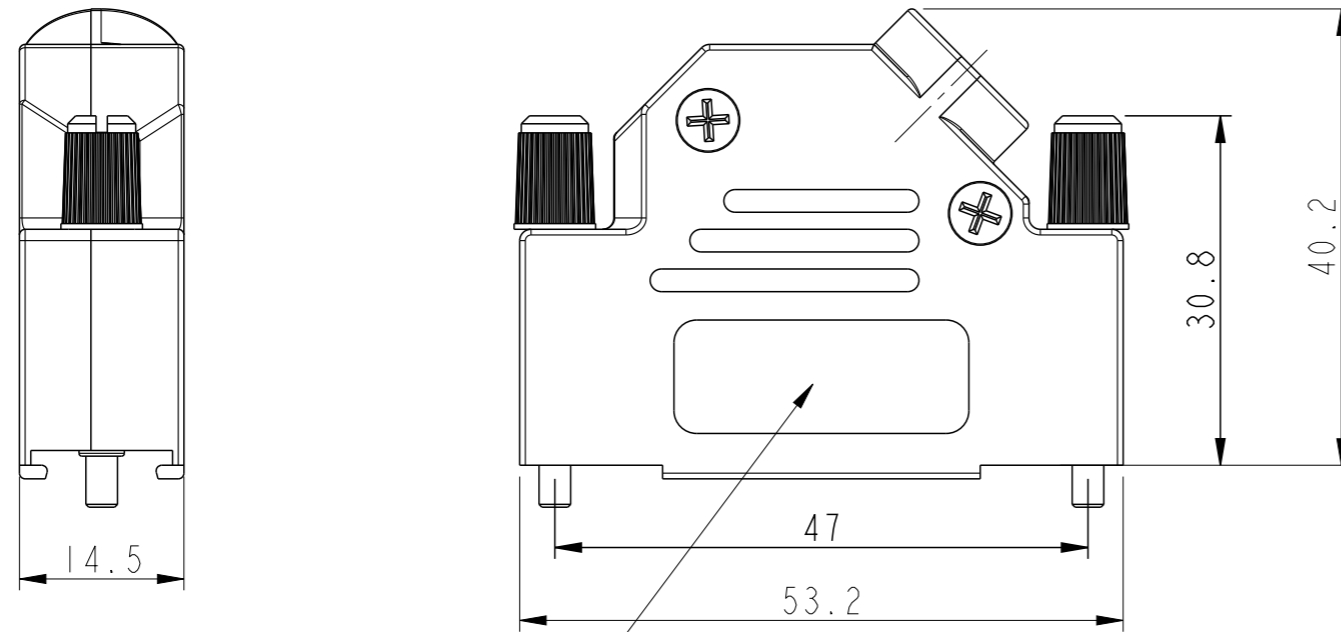
Covers screwing force (max): 100 Ncm  
Jackscrew screwing force (max): 50 Ncm

Packaging notes (see tables):

- 1 - Bulk : Every spare part packaged per 100 or 200 into plastic bag. 5 plastic bags per carton box. 1 plastic bag per part.
- 2 - Kit : 1 set of spare parts necessary to realise 1 kit into a plastic bag. 100 plastic bags per carton box.

NOTE:RoHS INFORMATIONS

- The "LF" product meets European union Directives and other country regulations as described in GS-22-008.
- The product is not intended to be exposed to a manufacturing solder process.
- Packaging spec: see GS-14-920.



DESIGNATION	REP.	09	15	25	37	50
COVER BOTTOM	1			1		
JACKSCREW	2	1		2		
STRAIN RELIEF	3			2		
COVER TOP	4			1		
SCREW POZIDRIVE	5			2		

spec ref	2009/05/20		
tolerance std	TOLERANCES UNLESS OTHERWISE SPECIFIED		
ISO 406	0.X	±/	
ISO 1101	0.XX	±/	
	0.XXX	±/	
surface	linear	0°	±//°
ISO 1302	angular	0°	±//°

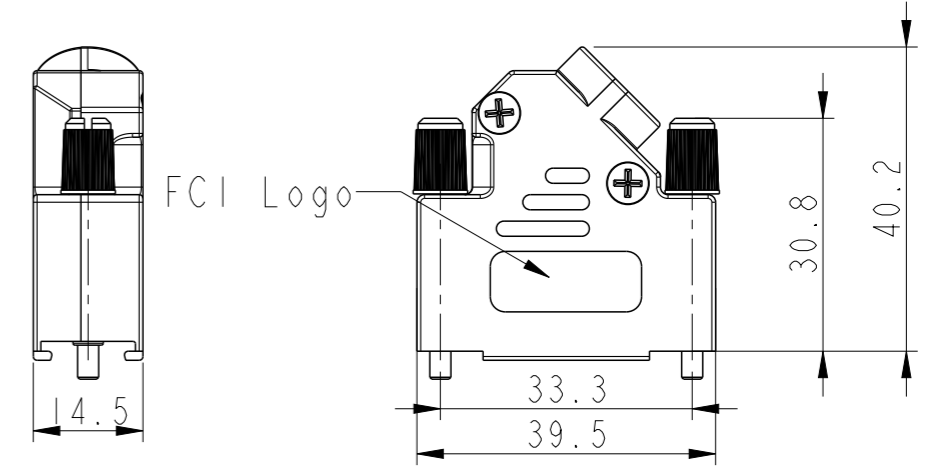
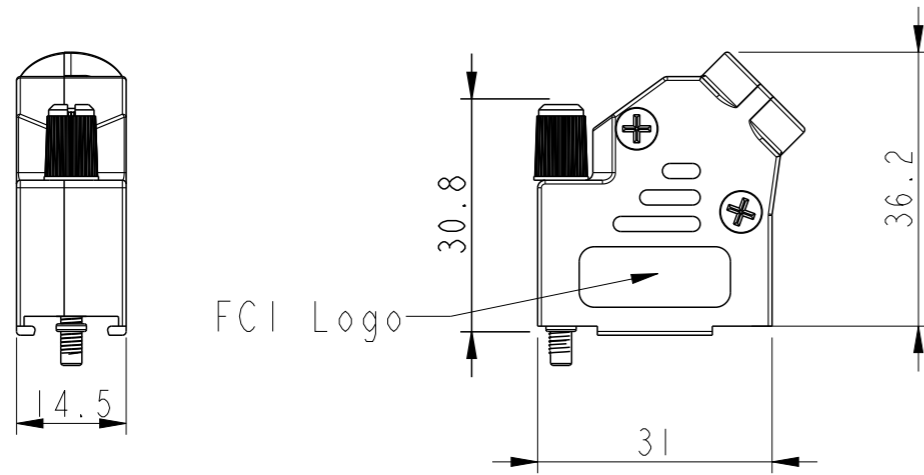
dr	A Parrenin	2009/05/20	projection	mm	size	A3	scale	3:2
eng	Benoit Vernier	2015/06/24			ecn no	ELX-B-21220-1	rel level	Released
chr	J Dalibard	2015/07/01						
appr	Aymeric Soudy	2015/07/02	product family		rel level			
			D-SUB METAL SHELLS		dwg no	10061512C	rev	M
www.fci.com			cat. no.	Product - Customer Drw		sheet 1 of 3		



Copyright FCI.

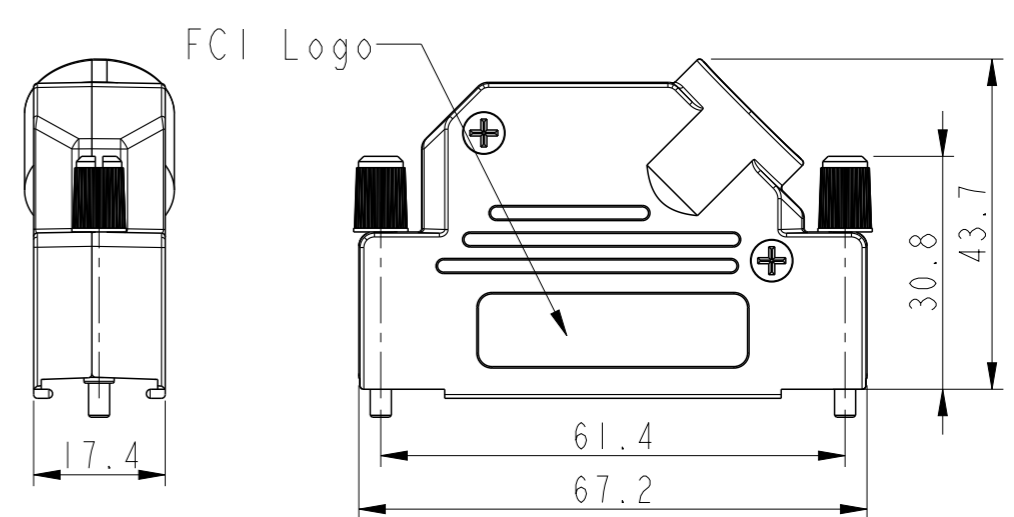
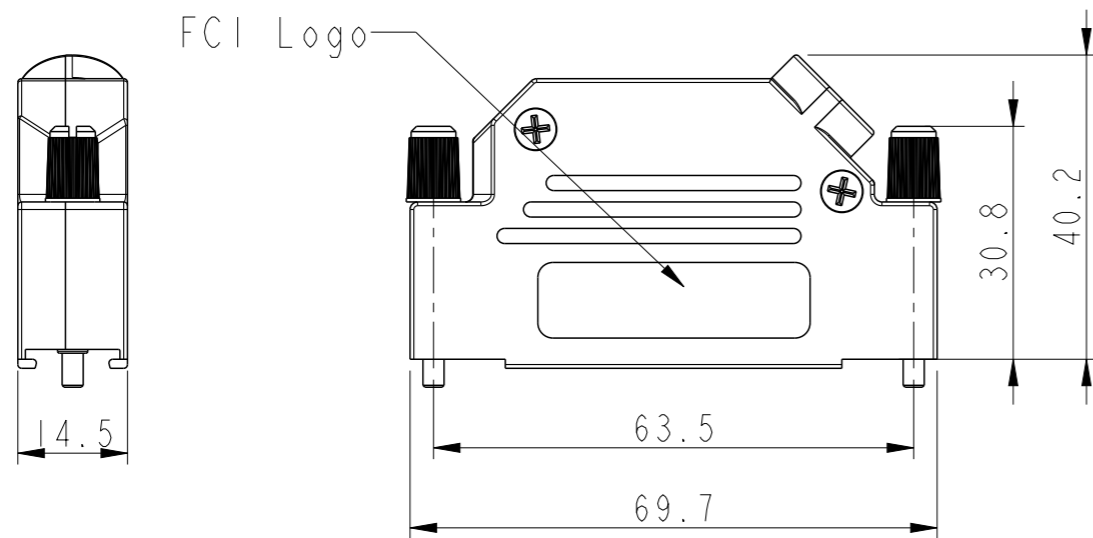
SIZE	Part Num.	Threading	Headscrew	Packaging
09	8655MHRA0901LF	UNC 4.40	Black	BULK (see note 1)
	8655MHRA0901KLF	UNC 4.40	Black	KIT (see note 2)
	8655MHRA0902LF	M3	Grey	BULK
	8655MHRA0902KLF	M3	Grey	KIT

SIZE	Part Num.	Threading	Headscrew	Packaging
15	8655MHRA1501LF	UNC 4.40	Black	BULK (see note 1)
	8655MHRA1501KLF	UNC 4.40	Black	KIT (see note 2)
	8655MHRA1502LF	M3	Grey	BULK
	8655MHRA1502KLF	M3	Grey	KIT



SIZE	Part Num.	Threading	Headscrew	Packaging
37	8655MHRA3701LF	UNC 4.40	Black	BULK (see note 1)
	8655MHRA3701KLF	UNC 4.40	Black	KIT (see note 2)
	8655MHRA3702LF	M3	Grey	BULK
	8655MHRA3702KLF	M3	Grey	KIT

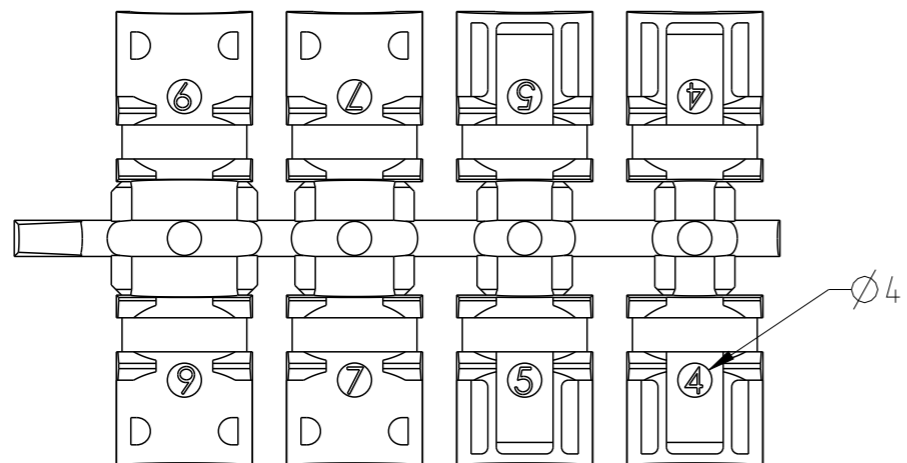
SIZE	Part Num.	Threading	Headscrew	Packaging
50	8655MHRA5001LF	UNC 4.40	Black	BULK (see note 1)
	8655MHRA5001KLF	UNC 4.40	Black	KIT (see note 2)
	8655MHRA5002LF	M3	Grey	BULK
	8655MHRA5002KLF	M3	Grey	KIT



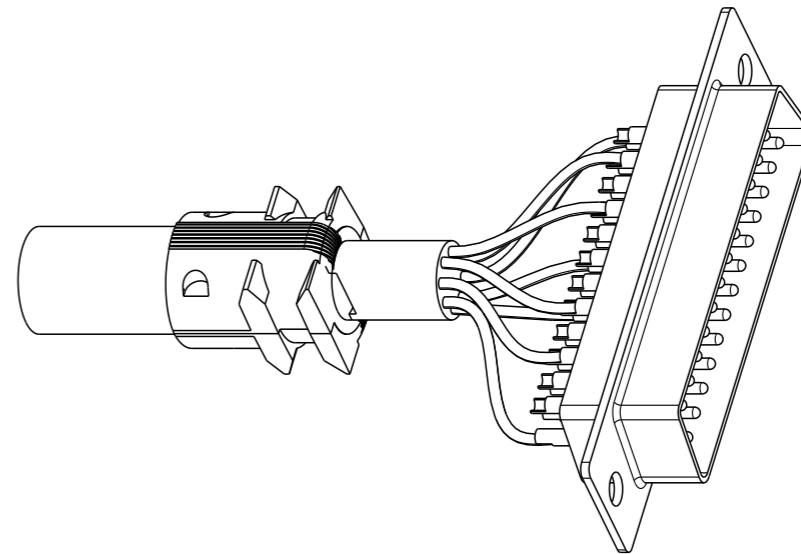
spec ref	dr	A Parrenin	2009/05/20	projection	mm	size	A3	scale	1:1
tolerance std	eng	Benoit Vernier	2015/06/24			ecn no	ELX-B-21220-1	rel level	Released
ISO 406 ISO 1101	chr	J Dalibard	2015/07/01						
surface	appr	Aymeric Soudy	2015/07/02			rel level	Released	dwg no	10061512C
ISO 1302	linear	0.X	±/	<b>FCI</b>		rel level	Released	rev	M
	angular	0°	±/°	<b>www.fci.com</b>		rel level	Released	cat. no.	Product - Customer Drw
				<b>ANGLED</b>		rel level	Released	sheet 2 of 3	

# CABLING INSTRUCTIONS

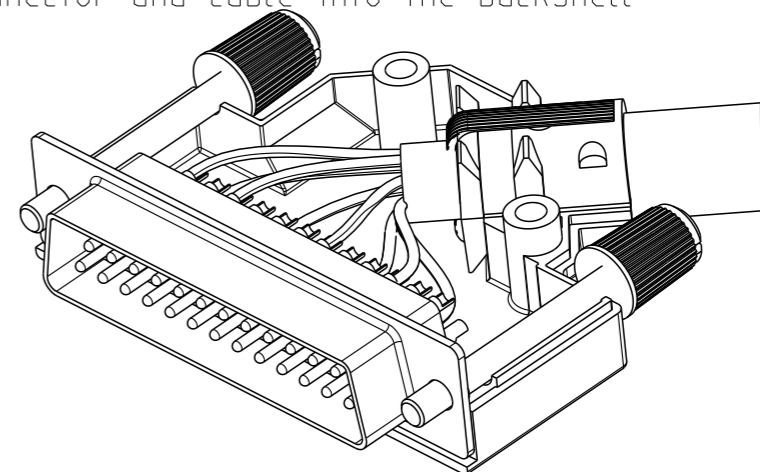
1- Use two halves of strain relief, different sizes can be mixed (Ø4,5,7 or 9)



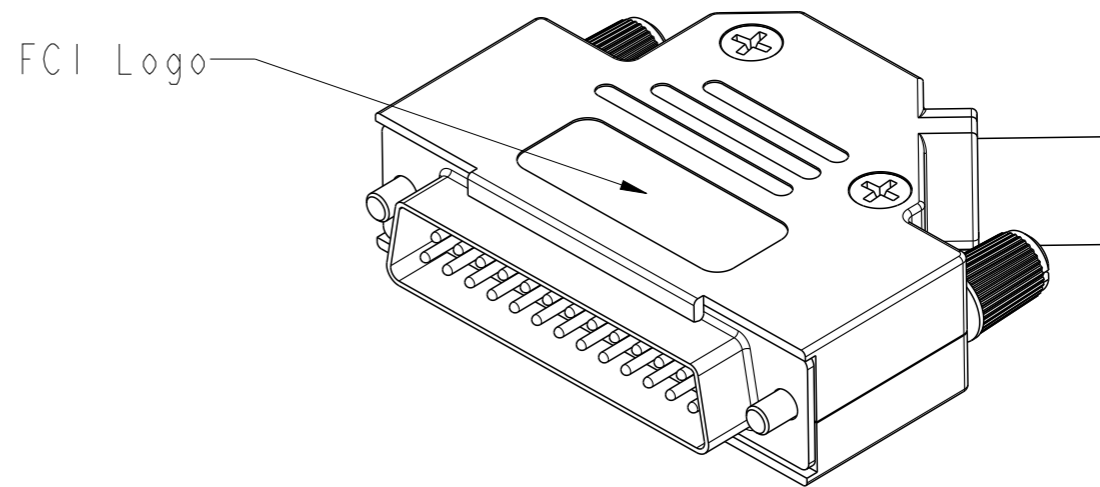
4- Bend cable shielding back on outside of strain relief



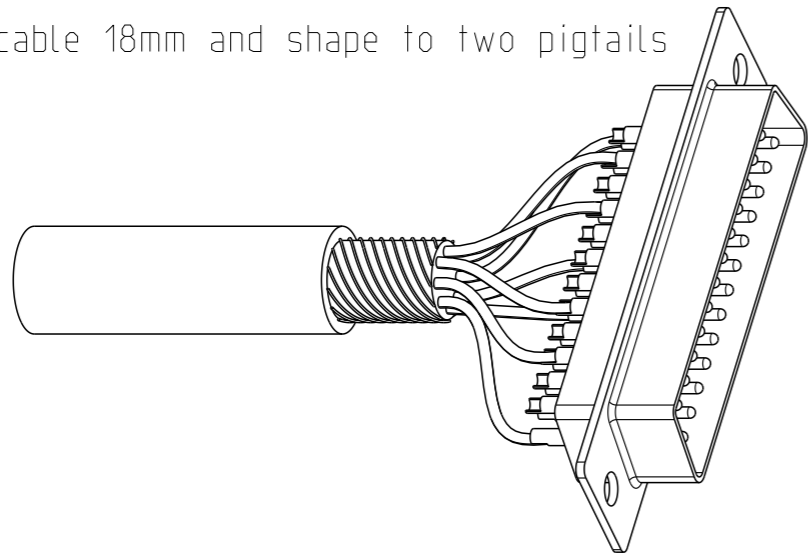
5- Mount connector and cable into the backshell



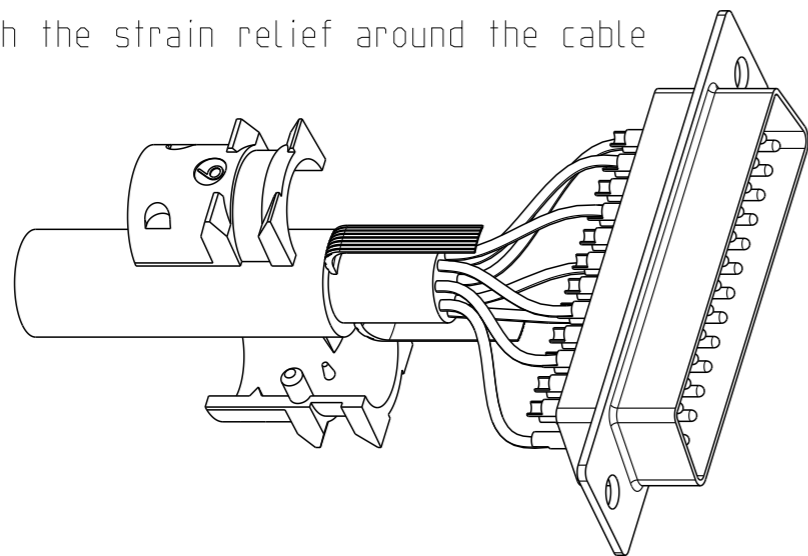
6- Assemble the other half screwing force: 100 Ncm



2- Strip cable 18mm and shape to two pigtails



3- Attach the strain relief around the cable



spec ref		dr	A Parrenin	2009/05/20	projection	mm	size	A3	scale	3:2
tolerance std		eng	Benoit Vernier	2015/06/24			ecn no	ELX-B-21220-1		
ISO 406 ISO 1101		chr	J Dalibard	2015/07/01				rel level	Released	
TOLERANCES UNLESS OTHERWISE SPECIFIED		appr	Aymeric Soudy	2015/07/02	product family		dwg no		10061512C	
surface		linear	0.X	±/		D-SUB METAL SHELLS		rev	M	
			0.XX	±/						
ISO 1302		angular	0°	±//°	www.fci.com	cat. no.	Product - Customer Drw		sheet 3 of 3	



Copyright FCI.

## Looking for pricing, stock, or lifecycle information?

Click below to explore more details on WIN SOURCE:

 [View 8655MHRA1501LF on WIN SOURCE](#)

 [Amphenol FCI Information](#)

## Optimize Your Supply Chain with WIN SOURCE Solutions

-  Global Sourcing Solution
-  Obsolete Management
-  Cost Control Management
-  Shortage Management
-  Alternative Solution
-  Excess Inventory Management