



**THE DATASHEET OF
BD537KTU**



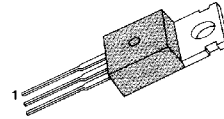
MEDIUM POWER LINEAR AND SWITCHING APPLICATIONS
LOW SATURATION VOLTAGE

- Complement to BD534, BD536 and BD538 respectively

ABSOLUTE MAXIMUM RATINGS

Characteristic	Symbol	Rating	Unit
Collector Emitter Voltage : BD533	V_{CBO}	45	V
: BD535		60	V
: BD537		80	V
Collector Emitter Voltage : BD533	V_{CES}	45	V
: BD535		60	V
: BD537		80	V
Collector Emitter Voltage : BD533	V_{CEO}	45	V
: BD535		60	V
: BD537		80	V
Emitter Base Voltage	V_{EBO}	5	V
Collector Current (DC)	I_C	8	A
Emitter Current	I_E	8	A
Base Current	I_B	1	A
Collector Dissipation ($T_C=25^\circ\text{C}$)	P_C	50	W
Junction Temperature	T_J	150	$^\circ\text{C}$
Storage Temperature	T_{STG}	-65 ~ 150	$^\circ\text{C}$

TO-220

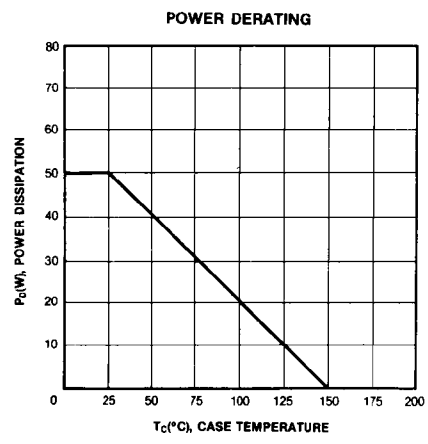
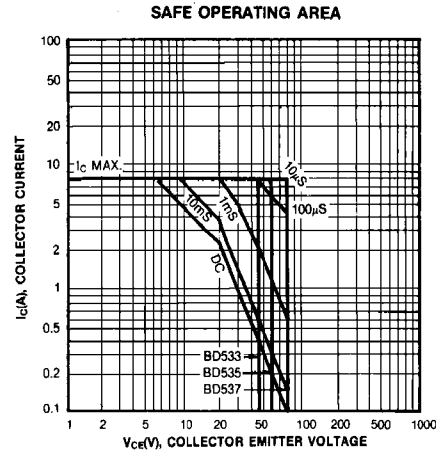
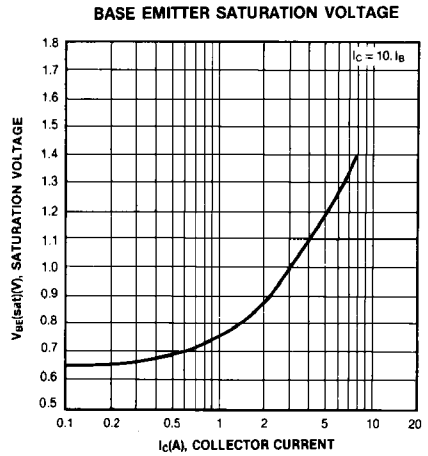
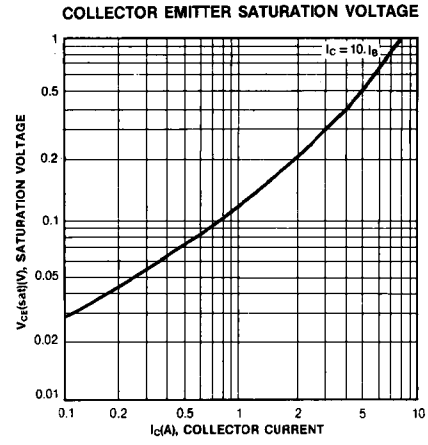
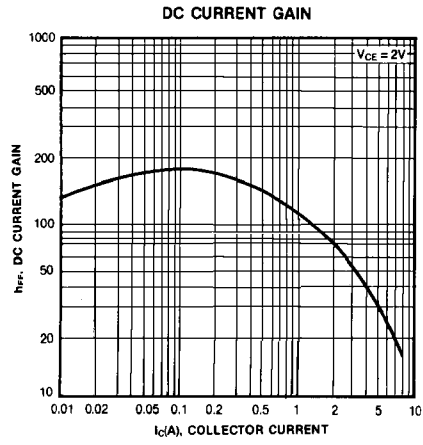


1.Base 2.Collector 3.Emitter

ELECTRICAL CHARACTERISTICS ($T_C=25^\circ\text{C}$)

Characteristic	Symbol	Test Conditions	Min	Typ	Max	Unit	
Collector Cutoff Current : BD533	I_{CBO}	$V_{CB} = 45\text{V}, I_E = 0$			100	μA	
: BD535		$V_{CB} = 60\text{V}, I_E = 0$			100	μA	
: BD537		$V_{CB} = 80\text{V}, I_E = 0$			100	μA	
Collector Cutoff Current : BD533	I_{CES}	$V_{CE} = 45\text{V}, V_{BE} = 0$			100	μA	
: BD535		$V_{CE} = 60\text{V}, V_{BE} = 0$			100	μA	
: BD537		$V_{CE} = 80\text{V}, V_{BE} = 0$			100	μA	
Emitter Cutoff Current	I_{EBO}	$V_{EB} = 5\text{V}, I_C = 0$			1	mA	
*DC Current Gain : BD533/535	h_{FE}	$V_{CE} = 5\text{V}, I_C = 10\text{mA}$	20				
: BD537			15				
: ALL DEVICE			40				
: BD533/535			25				
: BD537			15				
h_{FE} Groups J : ALL DEVICE	h_{FE}	$V_{CE} = 2\text{V}, I_C = 2\text{A}$	30		75		
K : ALL DEVICE			$V_{CE} = 2\text{V}, I_C = 3\text{A}$	15			
			$V_{CE} = 2\text{V}, I_C = 2\text{A}$	40		100	
			$V_{CE} = 2\text{V}, I_C = 3\text{A}$	20			
*Collector Emitter Saturation Voltage	$V_{CE(sat)}$	$I_C = 2\text{A}, I_B = 0.2\text{A}$			0.8	V	
		$I_C = 6\text{A}, I_B = 0.6\text{A}$		0.8		V	
*Base Emitter On Voltage	$V_{BE(on)}$	$V_{CE} = 2\text{V}, I_C = 2\text{A}$			1.5	V	
Transition Frequency	f_T	$V_{CE} = 1\text{V}, I_C = 500\text{mA}$	3	12		MHz	

* Pulse Test: PW = 300 μs , duty Cycle = 1.5% Pulsed





Looking for pricing, stock, or lifecycle information?

Click below to explore more details on WIN SOURCE:

-  [View BD537KTU on WIN SOURCE](#)
-  [Fairchild/ON Semiconductor Information](#)

Optimize Your Supply Chain with WIN SOURCE Solutions

-  Global Sourcing Solution
-  Obsolete Management
-  Cost Control Management
-  Shortage Management
-  Alternative Solution
-  Excess Inventory Management