



**THE DATASHEET OF
CDRH127/LDNP-120MC**



		S P E C I F I C A T I O N (R E V I S I O N S)		T Y P E C D R H 1 2 7 / L D	
SYMBOL	DATE	ISSUE No.	REVISIONS	CLIENT	

NOTE : THIS SPECIFICATION IS SUBJECT TO CHANGE WITHOUT NOTICE FOR IMPROVEMENT. IT IS REQUESTED THAT CONFIRMATION IS MADE WHEN ORDERING.	SPEC. NO. S - 0 7 4 - 6 2 2 8 1 / 5
---	--

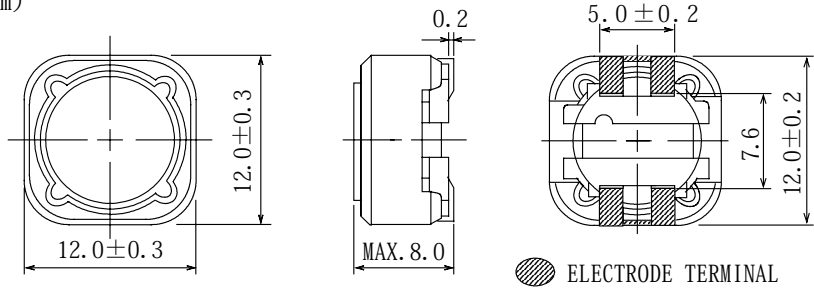
SPECIFICATION

TYPE CDRH127/LD

1. SCOPE AND GENERAL STIPULATIONS
REF. TO S-074-1510.

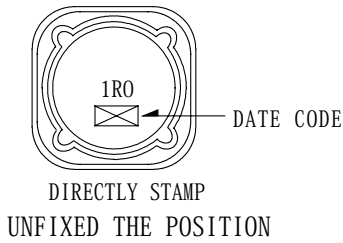
2. CONSTRUCTION

2-1. DIMENSION (mm)

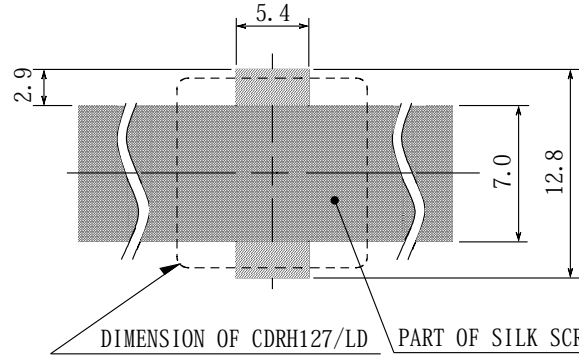


* DIMENSIONS WITHOUT TOLERANCE ARE APPROX.

2-2. STAMP (Ex.)



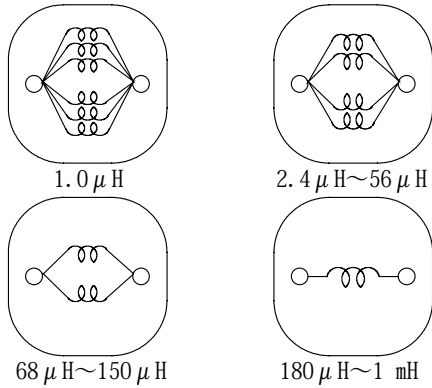
2-3. DIMENSION RECOMMENDED (mm)



PLEASE COAT WITH SILK SCREEN AMONG THE FOUR ELECTRODES.

3. COIL SPECIFICATION

3-1. CONNECTION (BOTTOM)



LEAD FREE

MADE: 18th, Oct., 2002			PART NAME	REF. TO THE ATTACHED SHEET.	
CHK.	CHK.	DRG.	SUMIDA CODE	4785	
CHEN WEIMING	HU HAIBO	TANG LI J	SAMPLE NO.	4785-T005	SPEC. NO. S-074-6228 2/5
			FIRST ISSUE		

SPECIFICATION

TYPE CDRH127/LD

3-2. ELECTRICAL CHARACTERISTICS I (IN THE CASE OF REEL)

NO.	PART NO.	STAMP	INDUCTANCE [WITHIN] ※1	D. C. R. (Ω) [MAX.] (at 20°C) ※2	RATED CURRENT (A) ※3	SUMIDA CODE
01	CDRH127/LDNP-1R0NC	1R0	1.0 μH ± 30%	6.5m(5.0m)	14.0	4785-0072
02	CDRH127/LDNP-2R4NC	2R4	2.4 μH ± 30%	10.5m(8.1m)	10.3	4785-0073
03	CDRH127/LDNP-3R5NC	3R5	3.5 μH ± 30%	12.4m(9.5m)	9.30	4785-0074
04	CDRH127/LDNP-4R6NC	4R6	4.6 μH ± 30%	13.8m(10.6m)	9.10	4785-0075
05	CDRH127/LDNP-5R8NC	5R8	5.8 μH ± 30%	16.2m(12.4m)	8.60	4785-0076
06	CDRH127/LDNP-7R4NC	7R4	7.4 μH ± 30%	17.7m(13.6m)	7.40	4785-0077
07	CDRH127/LDNP-100MC	100	10 μH ± 20%	19.5m(15.0m)	6.70	4785-0078
08	CDRH127/LDNP-120MC	120	12 μH ± 20%	21.3m(16.4m)	6.45	4785-0079
09	CDRH127/LDNP-150MC	150	15 μH ± 20%	26.4m(20.3m)	5.65	4785-0080
10	CDRH127/LDNP-180MC	180	18 μH ± 20%	28.0m(21.5m)	5.10	4785-0081
11	CDRH127/LDNP-220MC	220	22 μH ± 20%	36.4m(28.0m)	4.70	4785-0082
12	CDRH127/LDNP-270MC	270	27 μH ± 20%	41.6m(32.0m)	4.20	4785-0083
13	CDRH127/LDNP-330MC	330	33 μH ± 20%	53.3m(41.0m)	3.90	4785-0084
14	CDRH127/LDNP-390MC	390	39 μH ± 20%	60.5m(46.5m)	3.50	4785-0085
15	CDRH127/LDNP-470MC	470	47 μH ± 20%	78.0m(60.0m)	3.25	4785-0086
16	CDRH127/LDNP-560MC	560	56 μH ± 20%	90.0m(69.0m)	2.90	4785-0087
17	CDRH127/LDNP-680MC	680	68 μH ± 20%	120m(92.0m)	2.60	4785-0088
18	CDRH127/LDNP-820MC	820	82 μH ± 20%	119m(91.0m)	2.40	4785-0089
19	CDRH127/LDNP-101MC	101	100 μH ± 20%	151m (119m)	2.10	4785-0090
20	CDRH127/LDNP-121MC	121	120 μH ± 20%	169m (130m)	1.90	4785-0091
21	CDRH127/LDNP-151MC	151	150 μH ± 20%	227m (174m)	1.80	4785-0092
22	CDRH127/LDNP-181MC	181	180 μH ± 20%	299m (230m)	1.55	4785-0093
23	CDRH127/LDNP-221MC	221	220 μH ± 20%	338m (260m)	1.45	4785-0094
24	CDRH127/LDNP-271MC	271	270 μH ± 20%	419m (322m)	1.30	4785-0095
25	CDRH127/LDNP-331MC	331	330 μH ± 20%	471m (362m)	1.20	4785-0096
26	CDRH127/LDNP-391MC	391	390 μH ± 20%	572m (440m)	1.10	4785-0097
27	CDRH127/LDNP-471MC	471	470 μH ± 20%	741m (570m)	1.00	4785-0098
28	CDRH127/LDNP-561MC	561	560 μH ± 20%	852m (655m)	0.95	4785-0099
29	CDRH127/LDNP-681MC	681	680 μH ± 20%	1.13 (870m)	0.85	4785-0100
30	CDRH127/LDNP-821MC	821	820 μH ± 20%	1.24 (950m)	0.75	4785-0101
31	CDRH127/LDNP-102MC	102	1.0 mH ± 20%	1.50 (1.15)	0.70	4785-0102

NOTE :	SPEC. NO. S-074-6228 3/5
--------	---------------------------------------

SPECIFICATION

TYPE CDRH127/LD

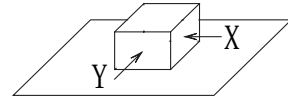
4. GENERAL CHARACTERISTICS

4-1. STORAGE TEMPERATURE RANGE : $-40^{\circ}\text{C} \sim +100^{\circ}\text{C}$

4-2. OPERATING TEMPERATURE RANGE: $-40^{\circ}\text{C} \sim +100^{\circ}\text{C}$ (INCLUDING SELF TEMPERATURE RISE)

4-3. EXTERNAL APPEARANCE : NO EXTERNAL DEFECTS CAN BE FOUND IN THE VISUAL INSPECTION.

4-4. ELECTRODE STRENGTH : NO TERMINAL DETACHMENT SHOULD BE FOUND WHEN THE DEVICE IS PUSHED IN TWO DIRECTIONS OF X AND Y WITH THE FORCE OF 5.0N FOR 10 ± 2 SECONDS AFTER SOLDERING BETWEEN COPPER PLATE AND THE ELECTRODES.
(REFER TO FIGURE AT RIGHT)



4-5. HEAT ENDURANCE TEST : REFER TO S-074-1516.

4-6. INSULATION RESISTANCE: THE INSULATION RESISTANCE SHOULD BE OVER $100\text{M}\Omega$ WHEN D.C. 100V IS APPLIED TO THE WINDING-CORE, MEANWHILE NO STRUCTURE AND ELECTRIC DEFECTS SHOULD BE FOUND FOR 1 MINUTE.

4-7. TEMPERATURE FEATURE : INDUCTANCE COEFFICIENT IS $(0 \sim 2000) \times 10^{-6} / ^{\circ}\text{C}$ ($-40^{\circ}\text{C} \sim +100^{\circ}\text{C}$)

4-8. HUMIDITY TEST : INDUCTANCE DEVIATION IS WITHIN $\pm 5.0\%$ AND NO STRUCTURE AND ELECTRIC DEFECTS CAN BE FOUND AFTER 96 ± 4 HOURS TEST UNDER THE CONDITION OF RELATIVE HUMIDITY OF $90 \sim 95\%$ AND TEMPERATURE OF $40 \pm 2^{\circ}\text{C}$, AND 1 HOUR STORAGE UNDER ROOM AMBIENT CONDITIONS AFTER THE DEVICE IS WIPED WITH DRY CLOTH.

4-9. VIBRATION TEST : INDUCTANCE DEVIATION IS WITHIN $\pm 3.0\%$ AFTER 1 HOUR SWEEPING VIBRATION IN EACH THREE DIRECTIONS, NAMELY, FORWARD AND BACKWARD, UP AND DOWN, RIGHT AND LEFT. THE FREQUENCY IS $10 \sim 55 \sim 10\text{Hz}$ AND THE AMPLITUDE OF 1 MINUTE CYCLE IS 1.5mm PP.

4-10. SHOCK TET : INDUCTANCE DEVIATION IS WITHIN $\pm 3.0\%$ AFTER THE TEST WITH GUM-BLOCK SHOCK TESTING MACHINE, ONCE IN EACH OF THE THREE PERPENDICULAR AXIS DIRECTIONS. THE SHOCK ACCELERATION IS 981m/s^2 .

5. NOTE

- * PLEASE DO NOT USE A WASHING AGENT.
- * RECOMMENDATION: DUE TO THE COIL HEAVY WEIGHT. PLEASE APPLY BOND BETWEEN THIS COIL PART AND P. C. B. WHEN FIXED ONTO THE PCB.
- * RECOMMENDED REFLOW CONDITION TO BE ACCORDING TO S-074-1518.

6. PACKING

6-1. ENCLOSING CONDITION OF COILS.



6-2. IN THE CASE OF REEL: CARRIER TAPE PACKING SPECIFICATION IN DETAIL. (S-074-512)
IN THE CASE OF BOX: BOX PACKING AFTER CARRIER TAPE PACKING. (NO REEL)

NOTE :

SPEC. NO.

S-074-6228

5 / 5

Looking for pricing, stock, or lifecycle information?

Click below to explore more details on WIN SOURCE:

- ⊖ [View CDRH127/LDNP-120MC on WIN SOURCE](#)
- ⊖ [Sumida America Components Inc. Information](#)

Optimize Your Supply Chain with WIN SOURCE Solutions

- ✓ Global Sourcing Solution
- ✓ Obsolete Management
- ✓ Cost Control Management
- ✓ Shortage Management
- ✓ Alternative Solution
- ✓ Excess Inventory Management