

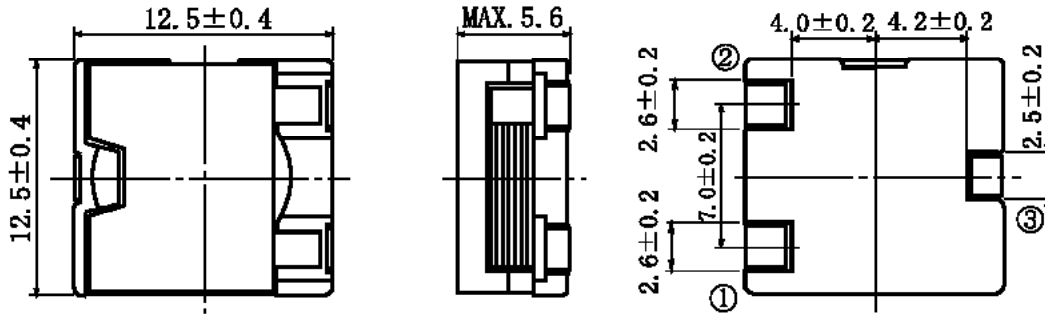


**THE DATASHEET OF
CEP125-0R6NC-D**

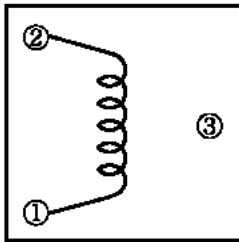


SPECIFICATION		
SUMIDA TYPE	CEP125	PART NO. REF. TO P. 4/5

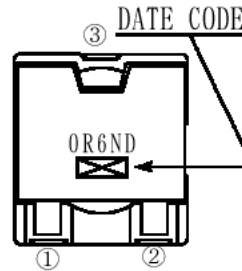
1. DIMENSION (UNIT mm)



2. CONNECTION (BOTTOM)



3. STAMP (EXP.)



4. NOTE

- * PLEASE DO NOT USE A WASHING AGENT.
- * ENCLOSING CONDITION OF COILS.



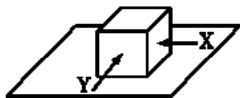
- * CARRIER TAPE PACKING SPECIFICATION IN DETAIL S-074-5083.
- * PLEASE PAY ATTENTION TO THE SUITABILITY OF THE PATTERN FOR THE CURRENT IN DESIGN.
- * RECOMMENDED REFLOW CONDITION TO BE ACCORDING TO S-074-5003.
- * PLEASE PAY ATTENTION TO SAFETY DISTANCE BETWEEN COIL PERIPHERY AND OTHER PARTS OR COPPER PATTERN, BECAUSE Mn-Zn SERIES FERRITE CORE IS USED IN THE PRODUCTS.

19th. Jan., 2001			SUMIDA CODE	4712
CHK.	CHK.	DRG.	DRG. NO. 2/5 S-074-6109	
CHEN WEIMING	HUANG DONGRONG	ZHONG ZIJIAN R		

GENERAL CHARACTERISTICS

TYPE

CEP125

1. STORAGE TEMPERATURE : $-40^{\circ}\text{C} \sim +100^{\circ}\text{C}$
RANGE
 2. OPERATING TEMPERATURE : $-40^{\circ}\text{C} \sim +100^{\circ}\text{C}$ (COIL CONTAIN HEAT)
RANGE
 3. EXTERNAL APPEARANCE : ON VISUAL INSPECTION, THE COIL HAS NO EXTERNAL DEFECTS.
 4. TERMINAL STRENGTH : AFTER SOLDERING, BETWEEN COPPER PLATE AND
TERMINAL OF COIL, PUSH IN TWO DIRECTIONS
OF X, Y WITHSTANDING5. ON FOR 10.0 ± 1
SECONDS. TERMINAL SHOULD NOT PEEL OFF.
(REFER TO FIGURE AT RIGHT)
- 
5. HEAT ENDURANCE TEST : REFER TO S-074-5002.
 6. INDUCTANCE TEMPERATURE: $(0 \sim 2000) \times 10^{-6} / ^{\circ}\text{C}$ ($-40^{\circ}\text{C} \sim +100^{\circ}\text{C}$)
COEFFICIENT
 7. HUMIDITY TEST : INDUCTANCE DEVIATION WITHIN $\pm 5.0\%$ AFTER PUTTING THE COIL INTO THE
ENVIRONMENT OF 90~95% RELATIVE HUMIDITY AND TEMPERATURE OF $40 \pm 2^{\circ}\text{C}$
FOR 96 HOURS, THEN DRYING UNDER NORMAL CONDITION FOR 2 HOUR.
 8. VIBRATION TEST : INDUCTANCE DEVIATION WITHIN $\pm 3.0\%$ VIBRATION FOR 1 HOUR IN EACH OF
THE THREE ORIENTATIONS VERTICALLY EACH OTHER (X. Y. Z) AT SWEEP VIBRATION
(10~55~10Hz) WITH 1.5mm P-P AMPLITUDE.
 9. SHOCK TEST : INDUCTANCE DEVIATION WITHIN $\pm 3.0\%$ TESTED IN EACH OF THE THREE
ORIENTATIONS VERTICALLY FOR 1 TIME AT THE SHOCK ACCELERATION OF
 981m/s^2 , USING RUBBER BLOCK SHOCK TESTING MACHINE.

19th. Jan. , 2001

CHK.	CHK.	DRG.
CHEN WEIMING	HUANG DONGRONG	ZHONG ZIJIAN R

DRG. NO. 3/5

S-074-6109

SPECIFICATION

TYPE

CEP125

ELECTRICAL CHARACTERISTICS-1

NO.	PART NO.	STAMP	INDUCTANCE [WITHIN] ※1	D. C. R. (mΩ) [MAX.]※2 (at 20℃)	THE SATURATION CURRENT (A) ※3		TEMPERATURE RISE (A) ※4 ΔT=40℃	SUMIDA CODE
					(at 20℃)	(at 100℃)		
01	CEP125-ØR6NC-D	OR6ND	0.68 μH ± 30%	1.5 (1.2) ▲	20.4	17.6	19.5 ▲	-0053
02	CEP125-1R5MC-D	1R5MD	1.5 μH ± 20%	2.2 (1.8)	14.0	11.8	18.0	-0052

ELECTRICAL CHARACTERISTICS-2

NO.	PART NO.	STAMP	INDUCTANCE [WITHIN] ※1	D. C. R. (mΩ) [MAX.]※2 (at 20℃)	THE SATURATION CURRENT (A) ※3		TEMPERATURE RISE (A) ※4 ΔT=40℃	SUMIDA CODE
					(at 20℃)	(at 100℃)		
03	CEP125-ØR4NC-HD	OR4ND	0.47 μH ± 30%	1.5 (1.2) ▲	28.8	25.6	19.5 ▲	-0053
04	CEP125-1RØMC-HD	1RØMD	1.0 μH ± 20%	2.2 (1.8)	20.0	17.4	18.0	-0054

ELECTRICAL CHARACTERISTICS-3

NO.	PART NO.	STAMP	INDUCTANCE [WITHIN] ※1	D. C. R. (mΩ) [MAX.]※2 (at 20℃)	THE SATURATION CURRENT (A) ※3		TEMPERATURE RISE (A) ※4 ΔT=40℃	SUMIDA CODE
					(at 20℃)	(at 100℃)		
05	CEP125-ØR3NC-UD	OR3ND	0.35 μH ± 30%	1.5 (1.2) ▲	35.0	32.0	19.5 ▲	-0055
06	CEP125-ØR8NC-UD	OR8ND	0.8 μH ± 30%	2.2 (1.8)	25.7	21.8	18.0	-0056

※1 MEASURING CONDITION at 100kHz, 1V

※2 D. C. R. () TYPICAL VALUE.

※3 THE SATURATION CURRENT: THIS INDICATES THE VALUE OF D. C. CURRENT WHEN THE INDUCTANCE DECREASES TO 65% (WHILE THE TOLERANCE IS ±30%) OR 75% (WHILE THE TOLERANCE IS ±20%) OF IT'S NOMINAL VALUE.

※4 THE TEMPERATURE RISE: THE VALUE OF D. C. CURRENT WHEN THE TEMPERATURE RISE IS Δt=40℃ (Ta=20℃).

19th. Jan., 2001

SUMIDA CODE

4712

CHK.

CHK.

DRG.

DRG. NO.

4/5

CHEN
WEIMING

HUANG
DONGRONG

ZHONG
ZIJIAN
R

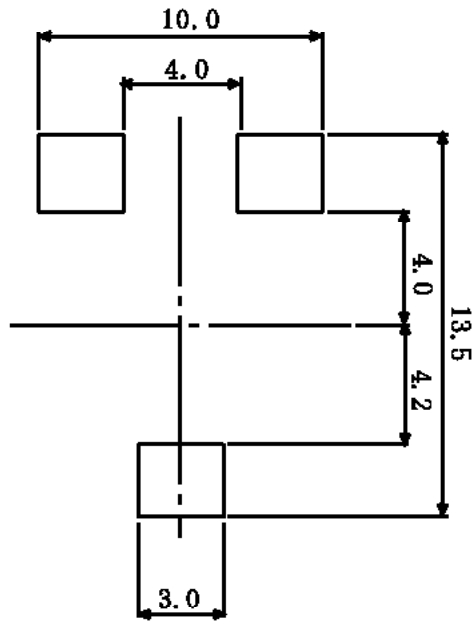
S-074-6109

SPECIFICATION

TYPE

CEP125

RECOMMENDED DIMENTION OF LAND (mm)



* DIMENSION IS APPROX.

19th. Jan., 2001

CHK.	CHK.	DRG.
CHEN WEIMING	HUANG DONGRONG	ZHONG ZIJIAN R

DRG. NO.

5/5

S-074-6109

Looking for pricing, stock, or lifecycle information?

Click below to explore more details on WIN SOURCE:

- ⊖ [View CEP125-0R6NC-D on WIN SOURCE](#)
- ⊖ [Sumida America Components Inc. Information](#)

Optimize Your Supply Chain with WIN SOURCE Solutions

- ✓ Global Sourcing Solution
- ✓ Obsolete Management
- ✓ Cost Control Management
- ✓ Shortage Management
- ✓ Alternative Solution
- ✓ Excess Inventory Management