



**THE DATASHEET OF
CL1108-4-50TR-R**



CL1 108 and CLA1 108

Multi-phase power inductors



Product features

- High current multi-phase inductor applications
- 50 nH per phase coupled inductor
- CLA Family features acoustic noise dampening properties
- Ferrite core material
- Patents pending
- Moisture Sensitivity Level (MSL): 1

Applications

- For exclusive use with Volterra® or Maxim® VPR-Devices

Environmental data

- Storage temperature range (component): -40 °C to +125 °C
- Operating temperature range: -40 °C to +125 °C (ambient plus self-temperature rise)
- Solder reflow temperature: J-STD-020 (latest revision) compliant



Volterra® is a registered trademark of Volterra Semiconductor, LLC.

Maxim® is a registered trademark of Maxim Integrated Devices, Inc.

Product specifications

Part number ^{4,5}	Functional					Test				
	Inductor phases	DCR (mΩ) ±10% @ +20 °C	Rated inductance per phase ³ (nH)	I Rated per phase ³ (Adc)	I _{max} Peak per phase ³ (Adc)	Pin numbers	OCL ^{1,2} (nH)	Pin numbers	OCL ^{1,2} (nH)	Magnetizing inductance ² (nH) @ 10 Adc (+25 °C)
CL1108 Family—Standard										
CL1108-2-50TR-R	2	0.28	50 ± 20%	50	80	(3-4)	380±20%	(1-2)	380±20%	300
CL1108-3-50TR-R	3	0.28	50 ± 20%	50	80	(3-4)	400±20%	(1-2), (5-6)	380±20%	300
CL1108-4-50TR-R	4	0.28	50 ± 20%	50	80	(3-4), (5-6)	400±20%	(1-2), (7-8)	380±20%	300
CL1108-5-50TR-R	5	0.28	50 ± 20%	50	80	(3-4), (5-6), (7-8)	400±20%	(1-2), (9-10)	380±20%	300
CLA1108 Family—Acoustic Noise Dampening										
CLA1108-2-50TR-R	2	0.28	50 ± 20%	50	80	(3-4)	380±20%	(1-2)	380±20%	300
CLA1108-3-50TR-R	3	0.28	50 ± 20%	50	80	(3-4)	400±20%	(1-2), (5-6)	380±20%	300
CLA1108-4-50TR-R	4	0.28	50 ± 20%	50	80	(3-4), (5-6)	400±20%	(1-2), (7-8)	380±20%	300

1. Open Circuit Inductance (OCL)

2. Test parameters: 1 MHz, 0.1 Vrms, 0.0 Adc. @ +25 °C

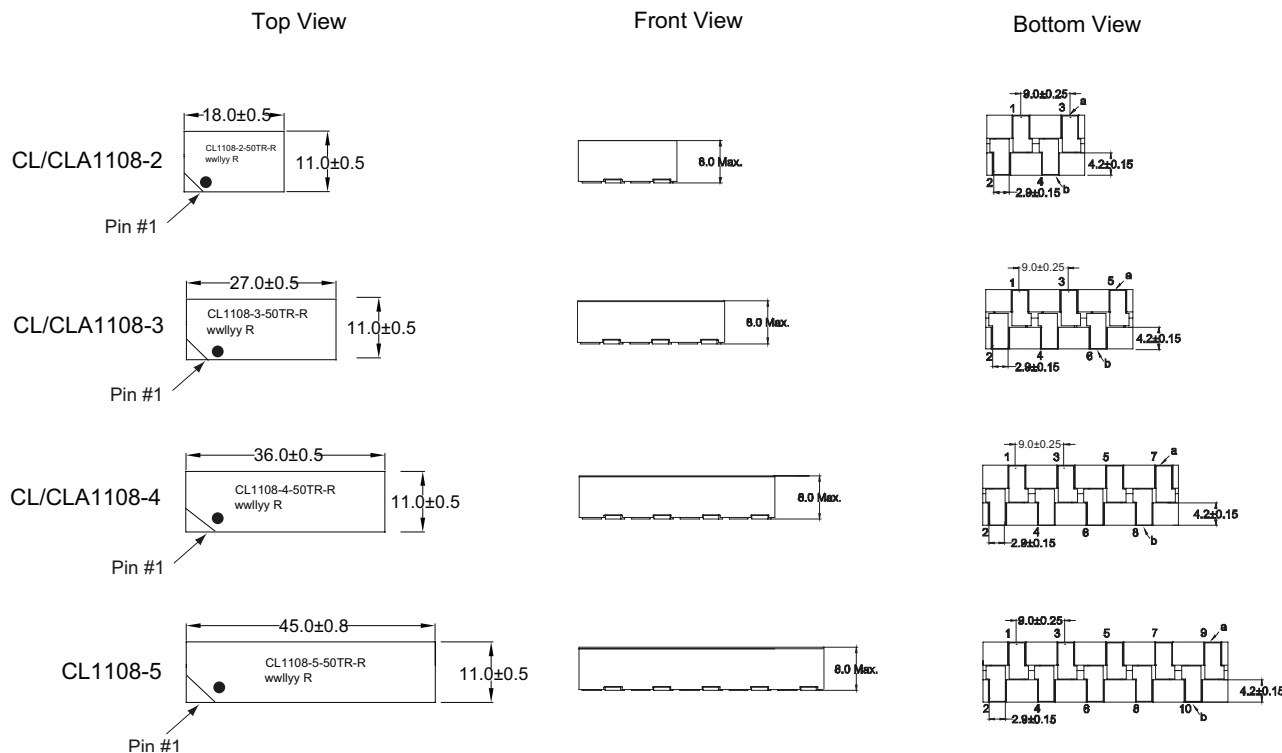
3. The rated current, I_{max} peak current, and rated inductance per phase is determined by Volterra/Maxim's testing and circuit design. Additional information can be provided by contacting Volterra/Maxim.

4. Part Number Definition: CLx1108-y-50TR-R

- CL(x)1108 = Product code and size (CL= standard, CLA= Acoustic Noise Dampening)
- y = number of phases
- 50 = inductance value per phase nH
- TR = Tape and reel packaging
- -R suffix= RoHS compliant

5. This device is licensed for use only when incorporated within a voltage regulator employing power regulating devices manufactured by Volterra Semiconductor, LLC or Maxim Integrated Devices, Inc. No license is granted expressly or by implication to use this device with power regulating devices manufactured by any company other than Volterra or Maxim.

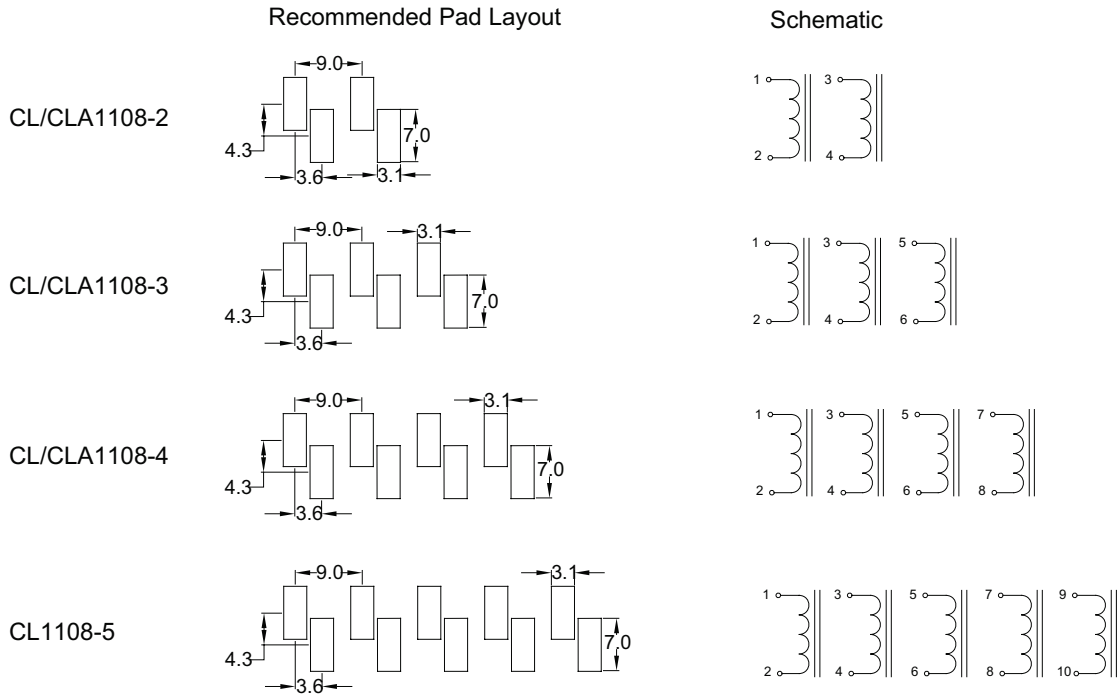
Dimensions (mm)



Part marking: Pin 1 dot, CL1108/CLA1108= (product code and size, CL= standard, CLA= acoustic noise dampening), -2,-3,-4,-5, = (number of phases), -50= inductance value per phase in nH, TR= tape and reel, -R = RoHS compliant
wwlllyy = date code, R = revision level

Tolerances are ±0.25 millimeters unless stated otherwise
All soldering surfaces to be coplanar within 0.13 millimeter
Do not route traces or vias underneath the inductor

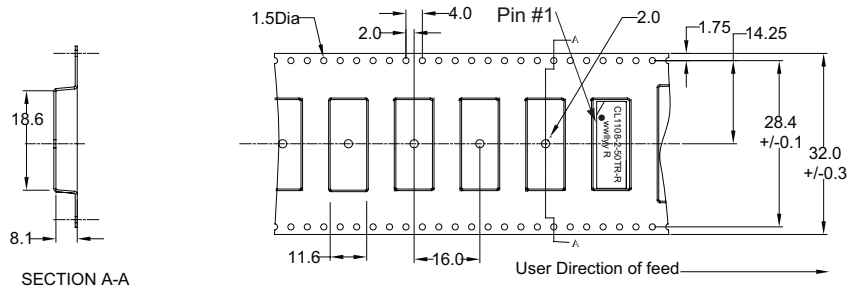
Pad layouts & schematics (mm)



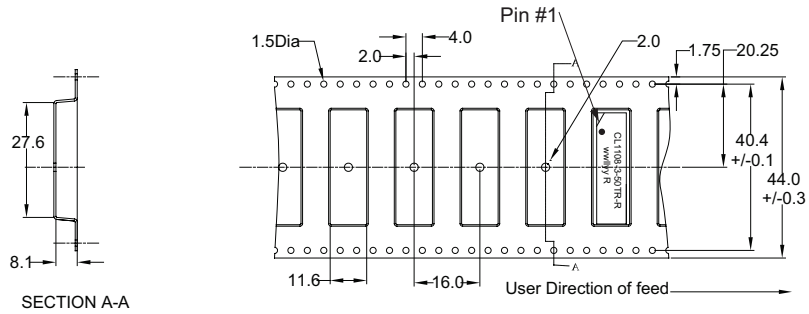
Packaging information (mm)

Supplied in tape and reel packaging on a 13" diameter reel.

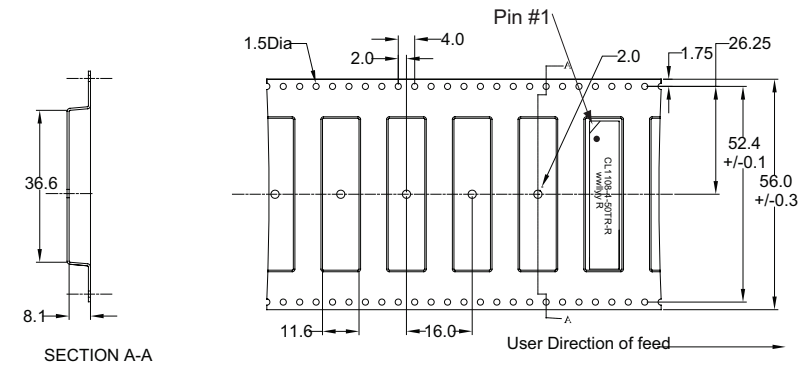
CL/CLA1108-2
500 parts per reel



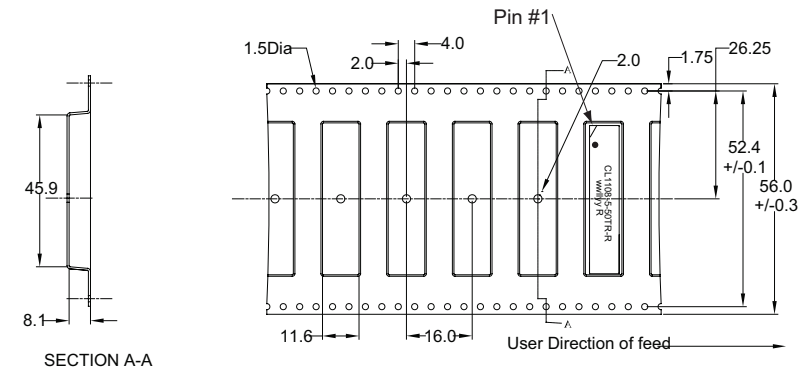
CL/CLA1108-3
200 parts per reel



CL/CLA1108-4
200 parts per reel



CL1108-5
150 parts per reel



Solder reflow profile

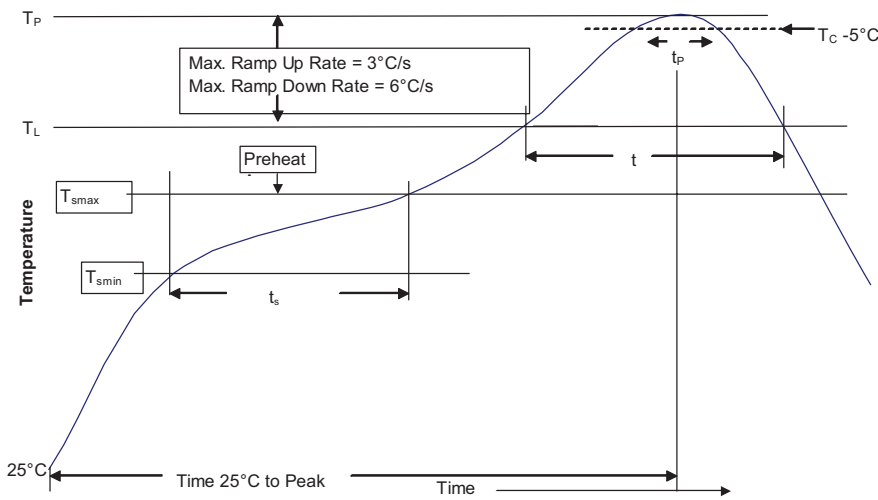


Table 1 - Standard SnPb Solder (T_C)

Package Thickness	Volume mm ³ <350	Volume mm ³ ≥350
<2.5 mm	235 °C	220 °C
≥2.5 mm	220 °C	220 °C

Table 2 - Lead (Pb) Free Solder (T_C)

Package Thickness	Volume mm ³ <350	Volume mm ³ 350 - 2000	Volume mm ³ >2000
<1.6 mm	260 °C	260 °C	260 °C
1.6 – 2.5 mm	260 °C	250 °C	245 °C
>2.5 mm	250 °C	245 °C	245 °C

Reference JDEC J-STD-020

Profile Feature	Standard SnPb Solder	Lead (Pb) Free Solder
Preheat and Soak		
• Temperature min. (T _{smin})	100 °C	150 °C
• Temperature max. (T _{smax})	150 °C	200 °C
• Time (T _{smin} to T _{smax}) (t _s)	60-120 Seconds	60-120 Seconds
Average ramp up rate T _{smax} to T _p	3°C/ Second Max.	3 °C/ Second Max.
Liquidous temperature (T _L)	183 °C	217 °C
Time at liquidous (t _L)	60-150 Seconds	60-150 Seconds
Peak package body temperature (T _p)*	Table 1	Table 2
Time (t _p)** within 5 °C of the specified classification temperature (T _C)	20 Seconds**	30 Seconds**
Average ramp-down rate (T _p to T _{smax})	6 °C/ Second Max.	6 °C/ Second Max.
Time 25 °C to Peak Temperature	6 Minutes Max.	8 Minutes Max.

* Tolerance for peak profile temperature (T_p) is defined as a supplier minimum and a user maximum.
** Tolerance for time at peak profile temperature (t_p) is defined as a supplier minimum and a user maximum.

Life Support Policy: Eaton does not authorize the use of any of its products for use in life support devices or systems without the express written approval of an officer of the Company. Life support systems are devices which support or sustain life, and whose failure to perform, when properly used in accordance with instructions for use provided in the labeling, can be reasonably expected to result in significant injury to the user.

Eaton reserves the right, without notice, to change design or construction of any products and to discontinue or limit distribution of any products. Eaton also reserves the right to change or update, without notice, any technical information contained in this bulletin.

Eaton
Electronics Division
1000 Eaton Boulevard
Cleveland, OH 44122
United States
www.eaton.com/electronics

© 2018 Eaton
All Rights Reserved
Printed in USA
Publication No. 4380 PCN18034
August 2018



Eaton is a registered trademark.
All other trademarks are property of their respective owners.

Follow us on social media to get the latest product and support information.



Looking for pricing, stock, or lifecycle information?

Click below to explore more details on WIN SOURCE:

-  [View CL1108-4-50TR-R on WIN SOURCE](#)
-  [Eaton Bussmann Information](#)

Optimize Your Supply Chain with WIN SOURCE Solutions

-  Global Sourcing Solution
-  Obsolete Management
-  Cost Control Management
-  Shortage Management
-  Alternative Solution
-  Excess Inventory Management