



**THE DATASHEET OF
DFE252012P-R33M=P2**



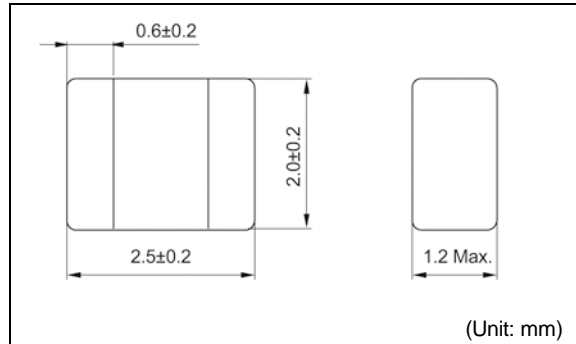

DFE252012P

125
°C

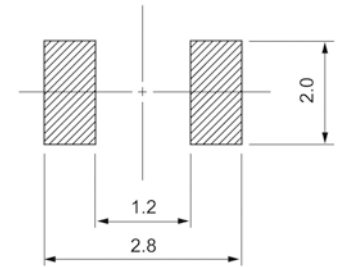
RoHS

REACH

Inductance Range: 0.33~4.7μH



Recommended patterns 推荐焊盘尺寸



FEATURES 特点

- Miniature size: 2520 footprint (2.5mm×2.0mm) and low profile(1.2mm Max. height)
- The use of magnetic iron powder ensure capability for large current.
- The use of Flat wire for Low DC resistance.
- Magnetically shielded, low audible core noise.
- Reflow solderable.
- Operating temperature : -40~+125°C
- 小型薄型构造(2.5 × 2.0 mm、高度1.2mm Max.)
- 使用合金系磁性粉，保证了大电流
- 采用平角线、低直流电阻
- 闭磁路构造、低芯片噪音
- 适合回流焊接
- 使用温度范围：-40~+125°C

STANDARD PART NUMBERS 标准零件号码

TYPE DFE252012P (Quantity/reel; 3,000 PCS)

零件号码	电感值 ⁽¹⁾	公差	测试频率	最大直流电阻 ⁽²⁾	最大电感值减小电流 ⁽³⁾	最大温度上升电流 ⁽³⁾
Part Number	Inductance ⁽¹⁾ L(μH)	Tolerance (%)	Test Frequency (MHz)	DC Resistance ⁽²⁾ (mΩ) Max. (Typ.)	Inductance Decrease Current ⁽³⁾ (A) Max. (Typ.) ΔL/L=30%	Temperature Rise Current ⁽³⁾ ΔT=40°C (A) Max. (Typ.)
DFE252012P-R33M=P2	0.33	±20	1	23 (17)	6.6 (7.3)	4.6 (5.4)
DFE252012P-R47M=P2	0.47	±20	1	27 (21)	5.7 (6.4)	4.0 (4.7)
DFE252012P-R68M=P2	0.68	±20	1	37 (30)	4.8 (5.3)	3.5 (4.1)
DFE252012P-1R0M=P2	1.0	±20	1	42 (35)	4.3 (4.8)	3.2 (3.8)
DFE252012P-1R5M=P2	1.5	±20	1	60 (50)	3.5 (3.9)	2.6 (3.0)
DFE252012P-2R2M=P2	2.2	±20	1	84 (70)	3.0 (3.4)	2.2 (2.6)
DFE252012P-3R3M=P2	3.3	±20	1	140 (115)	2.3 (2.6)	1.7 (2.0)
DFE252012P-4R7M=P2	4.7	±20	1	200 (165)	2.0 (2.2)	1.4 (1.7)

(1) Inductance is measured with a LCR meter 4284A (Agilent Technologies) or equivalent. Test frequency at 1MHz

(2) DC resistance is measured with 34420A (Agilent Technologies) or 3541 (HIOKI). (Reference ambient temperature 20°C)

(3) Maximum allowable DC current is that which causes a 30% inductance reduction from the initial value, coil temperature to rise by 40°C whichever is smaller. (Reference ambient temperature 20°C)

(1) LCR仪表4284A (Agilent Technologies)或者功能相同的仪器在1MHz下测试电感值。

(2) 通过数码万用表34420A (Agilent Technologies)/ 3541 (HIOKI)或者相类似的工具测试直流电阻。(环境温度20°C)

(3) 允许最大直流电的范围是以下两者中比较小的一个：从开始值降低30%的电感值，或者线圈温度升高40°C。(参考周围环境温度20°C)。

Looking for pricing, stock, or lifecycle information?

Click below to explore more details on WIN SOURCE:

- [View DFE252012P-R33M=P2 on WIN SOURCE](#)
- [Murata Electronics North America Information](#)

Optimize Your Supply Chain with WIN SOURCE Solutions

- ✓ Global Sourcing Solution
- ✓ Obsolete Management
- ✓ Cost Control Management
- ✓ Shortage Management
- ✓ Alternative Solution
- ✓ Excess Inventory Management