







THE DATASHEET OF LWC75-A-L





QUICK
DEPENDABLE
SECURE

SELECTION AND USE OF ADHESIVE BACKED MOUNTS AND DEVICES

PANDUIT offers high performance adhesive backed mounts and devices for a quick, dependable method of securing, routing and protecting wires or cables. The adhesive backing provides easy installation and is an alternative to mechanical fasteners. When properly installed, *PANDUIT*® Adhesive Backed Mounts and devices offer the advantage of lower installed cost and high reliability.



***PANDUIT*® Adhesive Backed Mounts and Devices**

Features and Benefits

- Superior adhesive for long term reliability
- 2-up mount configuration speeds liner removal and installation
- 4-way cable tie entry makes part orientation fast and easy
- Adhesive backing allows routing of wires and cables where mounting holes cannot be drilled
- Mount sizes range from .50" x .50" to 2.00" x 2.00" for space limited or heavy load applications
- UL Recognized
- Used with *PANDUIT*® cable ties for a complete wire routing solution
- One piece solutions lower inventory costs and speed installation
- Cable tie entry ramps guide the cable tie into the mount
- Bevel entry on wire clips speeds installation
- Releasable latches allow addition or removal of cables

Selection of Adhesive

Choose from three types of adhesive systems designed for specific application environments and temperatures: Rubber-based Adhesive Foam Tape, Acrylic-based Adhesive Foam Tape, or Two-part Epoxy Adhesive. Carefully choosing the correct adhesive and closely following the recommended installation steps will provide a reliable, long-term bond.

Rubber-Based Adhesive Foam Tape

Rubber-based Adhesive Foam Tape is the best choice for the vast majority of adhesive mount applications, including applications where powder coated surfaces are being used. This pressure sensitive tape develops its strength extremely fast and can be used in indoor environments with temperatures ranging from -20°F to 120°F (-29°C to 49°C). Rubber-based Adhesive Foam Tape is the most widely used and generally recommended foam tape for wire routing applications.

Acrylic-Based Adhesive Foam Tape


Acrylic-based Adhesive Foam Tape is a good choice in applications with prolonged exposure to UV rays or heavy moisture. It is designed to be used in indoor or outdoor environments where temperatures can vary from -20°F to 180°F (-29°C to 82°C). The acrylic-based adhesive develops its maximum strength over a longer period of time compared to the rubber-based adhesive. It is recommended that the mounts dwell eight (8) hours after installation and prior to loading.

Two-Part Epoxy Adhesive

Two-part Epoxy Adhesive is for use in applications where excessive loading is required or where the mounting surface is porous rather than smooth. This adhesive is formulated specifically for use on *PANDUIT*® EMS and ASMS mounts in either indoor or outdoor applications. It is packaged in convenient pre-measured cups to insure the proper ratio of resin and hardener, as well as eliminate waste.

Guideline for Adhesive

The following chart should be used as a guideline for choosing the best adhesive for common surfaces and chemical resistance. Since each application has specific requirements, *PANDUIT* recommends that further testing be conducted to determine the suitability of the adhesive in a specific environment or application.



Surfaces	Rubber Based Foam Tape Mounts	Acrylic Based Foam Tape Mounts	Epoxy Applied Adhesive Mounts
Plastics	Good	Good	Good
Wood	Good	Good	Good
Glass	Fair	Good	Good
Painted Surfaces	Good	Good	Fair
Powder Coating	Good	Fair	Good
Metal	Good ¹	Good ¹	Good
Paper	Good	Good	Fair
Concrete, Stone, Masonry	Not Recommended	Not Recommended	Good
Chemical Resistance			
Water	Good	Poor	Poor
Oil	Poor	Fair ³	Good
Gasoline	Poor	Fair ³	Fair
Dilute Acids	Poor	Fair ³	Fair
Dilute Alkalis	Good	Fair ³	Fair
Organic Solvents	Poor	Fair ³	Not Recommended
Outdoor Exposure	Not Recommended	Good ²	Good ²

1. Not recommended for use on copper or brass.

2. Mounts manufactured from outdoor material only. For specific applications, individual testing prior to extensive use is suggested.

3. Depends on concentration, exposure time and chemical composition.

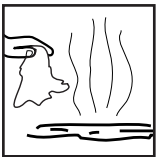
Proper Installation Steps

Surface Preparation

For best results, mounts should be applied to a clean, dry, and grease-free surface. It is recommended that for each individual application, a solvent or cleanser be used to thoroughly prepare the surface for mount installation. The following are recommended cleaning guidelines:

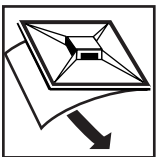


1. For Rubber and Acrylic-based Adhesive Foam Tape, a mixture of water and isopropyl alcohol may be used on most surfaces.
For Two-part Epoxy Adhesive, especially on masonry surfaces, be sure to clean all loose particles away before mount installation. Some surface abrasion is recommended on smooth surfaces to achieve maximum strength. A light rubbing with medium grit emery cloth or sandpaper is best. Wash the surface after abrading.

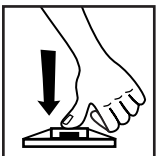


2. Allow the surface to dry completely before applying the mount.


Installing the Mount



1. For proper installation of adhesive backed mounts with foam tape, remove the release liner from the foam adhesive. Without touching the adhesive, place the mount in the desired location.
For Two-part Epoxy Adhesive Mounts, apply 1/3 of the mixed adhesive to the bottom of the *PANDUIT*® EMS or ASMS mount. Without touching the adhesive, place the mount in the desired location.



2. Apply firm pressure for five (5) seconds to the foam tape mounts to insure proper adhesion.
Two-part Epoxy Adhesive Mounts should be twisted in place to ensure the adhesive is forced into the porous surface.



3. Allow the mount to remain in place for the recommended dwell time for the specific adhesive being used.
The dwell time for Rubber-based Adhesive Foam Tape is two (2) hours and for Acrylic-based Adhesive Foam Tape it is eight (8) hours.
Two-part Epoxy Adhesive Mounts can support about 5 lbs. after first fifteen (15) minutes. The adhesive fully cures after twenty-four (24) hours and bonding strength will exceed 50 lbs.

4. The mount is now ready to be used.

Mount Spacing

To determine the number of mounts to use in a given application, the following formula can be used as a guideline:

$$\frac{\text{Cable bundle weight in lbs/foot}}{\text{Maximum static load rating of the mount}^*} = \text{Minimum number of mounts per foot}$$

For example, to determine the mount spacing using part number ABM2S-A-C for an application with a bundle of wires that weigh one pound per foot, the formula would be:

$$\frac{1 \text{ pound per foot}}{0.5 \text{ lbs load rating}} = 2 \text{ mounts per foot}$$

* See pages 6-7 for static load ratings.

Proper Storage Conditions

Mounts and adhesives should be kept in the original packaging until they are ready to be applied. Store at room temperature 70°F (21°C) with 45% or less relative humidity. Avoid storing adhesive products near heating vents or other heating sources.

Using the guidelines above, the average shelf life of adhesive foam tape is three (3) years from the date of manufacture. The shelf life of Two-part Epoxy Adhesive is one (1) year from the date of manufacture. Failing to follow the recommended storage conditions may reduce the shelf life or adhesive strength of the foam tape and Two-part Epoxy Adhesive.

Adhesive Technical Information

Adhesive foam tape properties are developed with thorough laboratory research and testing. The double-coated adhesive foam tape used on PANDUIT® Adhesive Backed Mounts is manufactured under strict quality requirements, which provide consistent, high quality performance for use on adhesive mounts. Each package of mounts has an expiration date and a Quality Control number printed on the label, which permit traceability.

Double Coated Foam Tape Properties


		Rubber Adhesive	Acrylic Adhesive
Backing Material		Polyethylene	Polyethylene
Nominal Backing Density (pcf)		6	6
Thickness (PSTC-33)	(In.) Total	.040	.039
	Less Liner	.035	.034
Static Shear MIL-T-60394A (Hours)	72°F/17.6 psi	500+	N/A
	72°F/8.8 psi	1000+	N/A
	158°F/2.5 psi	100+	200+



ABM



ABMT



PLA




SMS



ARC



ACC




A1C




A1C



A2C



MACC




LWC

Adhesive Backed Mounts and Clips


Part Number	Material	Length		Width		Max. Static Load		Adhesive Type	Std. Pkg. Qty.‡
		In.	mm	In.	mm	Lbs.	g		
4-Way Adhesive Backed Mounts									
ABM1M-A-C	Nylon 6.6	.50	12.7	.50	12.7	.13	59	Rubber	100
ABMM-A-C	ABS	.75	19.1	.75	19.1	.30	136	Rubber	100
ABM2S-A-C	ABS	1.00	25.4	1.00	25.4	.50	227	Rubber	100
ABM100-A-C	Nylon 6.6	1.00	25.4	1.00	25.4	.50	227	Rubber	100
ABM112-A-C	Nylon 6.6	1.12	28.6	1.12	28.6	.63	286	Rubber	100
ABM3H-A-L	Nylon 6.6	1.50	38.1	1.50	38.1	1.12	508	Rubber	50
ABM4H-A-L	Nylon 6.6	2.00	50.8	2.00	50.8	2.00	907	Rubber	50
TAK-TY® Hook & Loop Cable Tie Mounts									
ABMT-A-C	Nylon 6.6	1.10	28.7	1.10	28.6	.38	174	Rubber	100
ABMT-A-C20	Nylon 6.6	1.10	28.7	1.10	28.6	.38	174	Rubber	100
Combination Adhesive Mount/Cable Ties									
PLA2S-A-Q	Nylon 6.6	1.00	25.4	.90	22.9	.45	204	Rubber	25
PRA2S-A-Q	Nylon 6.6	1.00	25.4	.90	22.9	.45	204	Rubber	25
Snap-In Cable Tie Mount									
SMS-A-C	ABS	2.00	50.8	1.00	25.4	1.00	454	Rubber	100
CLINCHER™ Adjustable Releasable Clamp									
ARC.68-A-Q	Polypropylene	1.00	25.4	1.00	25.4	.50	227	Rubber	25
Adhesive Backed Cord Clips									
ACC19-A-C	Nylon 6.6	.63	16.0	.76	19.3	.20	91	Rubber	100
ACC38-A-C	Nylon 6.6	1.00	25.4	1.00	25.4	.50	227	Rubber	100
ACC62-A-C	Nylon 6.6	1.25	31.7	1.12	28.6	.70	318	Rubber	100
“J” Clips									
AJC12-A-C	PVC	1.00	25.4	.86	21.8	.40	182	Rubber	100
AJC19-A-C	PVC	1.25	31.8	.89	22.6	.50	227	Rubber	100
AJC31-A-C	PVC	1.75	44.5	1.23	31.2	.90	408	Rubber	100
AJC38-A-C	PVC	2.00	50.8	1.28	32.5	1.00	454	Rubber	100
A1C Type Clips									
A1C12-A-C8	PVC	.77	19.6	.63	16.0	.14	64	Rubber	100
A1C25-A-C8	PVC	.91	23.1	.63	16.0	.14	64	Rubber	100
A1C38-A-C8	PVC	1.04	26.4	.63	16.0	.14	64	Rubber	100
A1C50-A-C8	PVC	1.17	29.7	.63	16.0	.14	64	Rubber	100
A2C Type Clips									
A2C12-A-C8	PVC	1.30	33.0	.63	16.0	.14	64	Rubber	100
A2C25-A-C8	PVC	1.43	36.3	.63	16.0	.14	64	Rubber	100
A2C38-A-C8	PVC	1.56	39.6	.63	16.0	.14	64	Rubber	100
A2C50-A-C8	PVC	1.68	42.7	.63	16.0	.14	64	Rubber	100
Metal Adhesive Backed Cord Clips									
MACC25-A-C	Zinc Plated Steel	.79	20.0	.53	13.5	.21	95	Rubber	100
MACC62-A-C	Zinc Plated Steel	1.18	30.0	.75	19.1	.44	200	Rubber	100
Latching Wire Clips									
LWC19-A-C	Nylon 6.6	.85	21.6	.61	15.5	.25	113	Rubber	100
LWC25-A-C	Nylon 6.6	.88	22.2	1.00	25.4	.45	204	Rubber	100
LWC38-A-C	Nylon 6.6	1.00	25.4	1.00	25.4	.50	227	Rubber	100
LWC50-A-L	Nylon 6.6	1.26	32.0	1.00	25.4	.63	272	Rubber	50
LWC75-A-L	Nylon 6.6	1.48	37.6	1.24	31.5	.93	417	Rubber	50
LWC100-A-L	Nylon 6.6	2.21	56.1	1.97	50.0	2.25	1020	Rubber	50

Contact customer service (800-777-3300) for additional sizes, materials, and acrylic tape availability or visit www.panduit.com.

‡ Order the number of pieces required, in multiples of Standard Package Quantity.




BEC




VCC



LC



LPFCM




FCM



CH



FCH2



FCC



ASMS



EMS



EMS KITS

Adhesive Backed Mounts and Clips (continued)

Part Number	Material	Length		Width		Max. Static Load		Adhesive Type	Std. Pkg. Qty.‡
		In.	mm	In.	mm	Lbs.	g		
Bevel Entry Clips									
BEC38-A-L	Nylon 6.6	1.46	37.1	1.24	31.5	.91	411	Rubber	50
BEC62-A-L	Nylon 6.6	1.46	37.1	1.24	31.5	.91	411	Rubber	50
BEC75-A-L	Nylon 6.6	1.46	37.1	1.49	37.8	1.09	493	Rubber	50
Vertical Cord Clip									
VCC25-A-C	Nylon 6.6	1.00	25.4	.50	12.7	.25	113	Rubber	100
Adhesive Backed Latching Clips									
LC3-A-C8	PVC	.75	19.0	.75	19.0	.28	127	Rubber	100
LC5-A-C8	PVC	1.01	25.7	1.00	25.4	.50	227	Rubber	100
LC10-A-L8	PVC	1.51	37.9	1.00	25.4	.60	272	Rubber	50
Low Profile Flat Cable Mounts									
LPFCM14-A-C14	Nylon 6.6	2.56	65.0	.50	12.7	.25	113	Rubber	100
LPFCM22-A-C14	Nylon 6.6	3.31	84.0	.50	12.7	.25	113	Rubber	100
LPFCM34-A-C14	Nylon 6.6	4.56	115.8	.50	12.7	.25	113	Rubber	100
Latching Flat Cable Mounts									
FCM1-A-C14	Nylon 6.6	1.21	30.7	1.00	25.4	.50	227	Rubber	100
FCM1.2-A-C14	Nylon 6.6	1.37	34.8	1.00	25.4	.62	281	Rubber	100
FCM2-A-C14	Nylon 6.6	2.22	56.3	1.00	25.4	1.00	454	Rubber	100
FCM3.25-A-L14	Nylon 6.6	3.38	85.9	1.00	25.4	1.50	681	Rubber	50
Cable Holder – Adhesive Backed									
CH105-A-C14	Nylon 6.6	2.50	63.0	2.06	52.0	1.28	581	Rubber	100
Latching Flat Cable Holder									
FCH2-A-C14	Nylon 6.6	2.50	63.5	1.03	26.2	1.00	454	Rubber	100
Flat Cable Clips									
FCC-A-C8	PVC	1.00	25.4	1.09	27.7	.50	227	Rubber	100
FCC5-A-C8	PVC	1.00	25.4	.56	14.1	.25	113	Rubber	100

Contact customer service (800-777-3300) for additional sizes, materials, and acrylic tape availability or visit www.panduit.com.

‡ Order the number of pieces required, in multiples of Standard Package Quantity.

Epoxy Applied Mounts

Part Number	Material	Length		Width		Max. Static Load		Adhesive Type	Std. Pkg. Qty.‡
		In.	mm	In.	mm	Lbs.	g		
ASMS-A-X	Aluminum Base/Nylon Mount	1.13	28.6	1.13	28.6	10.00	4540	EMA Epoxy	10
EMS-A-C	Nylon 6.6	1.00	25.4	1.00	25.4	10.00	4540	EMA Epoxy	100

‡ Order the number of pieces required, in multiples of Standard Package Quantity.

Epoxy Applied Mount Kits

Part Number	Color	Environment	Used With Cable Ties	Number of Cable Ties	Number of EMS Mounts	Number of Epoxy Cups	Number of Mixer Sticks	Std. Pkg. Qty.‡
Epoxy Adhesive Only								
EMA-X	Gray	Indoors/Outdoors	—	—	—	10	10	10
Epoxy Mounting Kit with EMS Mounts								
EMSK3-1-X0	Black	Indoors/Outdoors	M, I, S	—	3	1	1	10
Epoxy Mounting Kit with EMS Mounts and Cable Ties								
EMSK3-1-3-0	Black	Indoors/Outdoors	M, I, S	3 PLT2S-0	3	1	1	1
EMSK12-4-12-X0	Black	Indoors/Outdoors	M, I, S	3 PLT2S-0	12	4	4	10

‡ Order the number of pieces required, in multiples of Standard Package Quantity.



PANDUIT® Corp.
Tinley Park, Illinois 60477-3091

For more information or to request a catalog
800-777-3300
cs@panduit.com

www.panduit.com



PANDUIT® Europe Ltd.
London, UK
Phone: 44.208.601.7200



PANDUIT® Japan
Tokyo, Japan
Phone: 81.3.3767.7011



PANDUIT® Asia Pacific Pte. Ltd.
Republic of Singapore
Phone: 65.6379.6700



PANDUIT® Latin America
Jalisco, Mexico
Phone: 52.333.666.2501



PANDUIT® Australia Pty. Ltd.
Victoria, Australia
Phone: 61.3.9794.9020





PANDUIT® Canada
Markham, Ontario
Phone: 800.777.3300

WORLDWIDE SUBSIDIARIES AND SALES OFFICES

© PANDUIT® Corp.
ALL RIGHTS RESERVED
Printed in the U.S.A.
SA-WACB06
04/2004

Looking for pricing, stock, or lifecycle information?

Click below to explore more details on WIN SOURCE:

-  [View LWC75-A-L on WIN SOURCE](#)
-  [Panduit Corp Information](#)

Optimize Your Supply Chain with WIN SOURCE Solutions

-  Global Sourcing Solution
-  Obsolete Management
-  Cost Control Management
-  Shortage Management
-  Alternative Solution
-  Excess Inventory Management