



THE DATASHEET OF GBJ1002-F

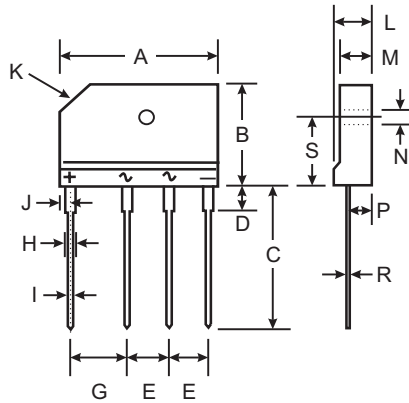


Features

- Glass Passivated Die Construction
- High Case Dielectric Strength of 1500V_{RMS}
- Low Reverse Leakage Current
- Surge Overload Rating to 170A Peak
- Ideal for Printed Circuit Board Applications
- UL Listed Under Recognized Component Index, File Number E94661
- **Lead Free Finish/RoHS Compliant (Note 4)**

Mechanical Data

- Case: GBJ
- Case Material: Molded Plastic - UL Flammability Classification Rating 94V-0
- Moisture Sensitivity: Level 1 per J-STD-020C
- Terminals: Plated Leads, Solderable per MIL-STD-202, Method 208 (e3)
- Lead Free Plating (Tin Finish).
- Polarity: Molded on Body
- Mounting: Through Hole for #6 Screw
- Mounting Torque: 5.0 in-lbs Maximum
- Marking: Type Number
- Weight: 6.6 grams (approximate)



GBJ		
Dim	Min	Max
A	29.70	30.30
B	19.70	20.30
C	17.00	18.00
D	3.80	4.20
E	7.30	7.70
G	9.80	10.20
H	2.00	2.40
I	0.90	1.10
J	2.30	2.70
K	3.0 X 45°	
L	4.40	4.80
M	3.40	3.80
N	3.10	3.40
P	2.50	2.90
R	0.60	0.80
S	10.80	11.20
All Dimensions in mm		

Maximum Ratings and Electrical Characteristics @ T_A = 25°C unless otherwise specified

Single phase, half wave, 60Hz, resistive or inductive load.
For capacitive load, derate current by 20%.

Characteristic	Symbol	GBJ 10005	GBJ 1001	GBJ 1002	GBJ 1004	GBJ 1006	GBJ 1008	GBJ 1010	Unit
Peak Repetitive Reverse Voltage Working Peak Reverse Voltage DC Blocking Voltage	V _{RRM} V _{RWM} V _R	50	100	200	400	600	800	1000	V
RMS Reverse Voltage	V _{R(RMS)}	35	70	140	280	420	560	700	V
Average Forward Rectified Output Current @ T _C = 110°C	I _O	10							A
Non-Repetitive Peak Forward Surge Current, 8.3 ms single half-sine-wave superimposed on rated load	I _{FSM}	170							A
Forward Voltage per element @ I _F = 5.0A	V _{FM}	1.05							V
Peak Reverse Current @ T _C = 25°C at Rated DC Blocking Voltage @ T _C = 125°C	I _R	10 500							μA
I ² t Rating for Fusing (t < 8.3ms) (Note 1)	I ² t	120							A ² s
Typical Total Capacitance per Element (Note 2)	C _T	55							pF
Typical Thermal Resistance, Junction to Case (Note 3)	R _{θJC}	1.4							°C/W
Operating and Storage Temperature Range	T _J , T _{STG}	-65 to +150							°C

- Notes:
1. Non-repetitive, for t > 1.0ms and < 8.3ms.
 2. Measured at 1.0 MHz and applied reverse voltage of 4.0V DC.
 3. Thermal resistance from junction to case per element. Unit mounted on 150 x 150 x 1.6mm copper plate heat sink.
 4. RoHS revision 13.2.2003. Glass and High Temperature Solder Exemptions Applied, see EU Directive Annex Notes 5 and 7.

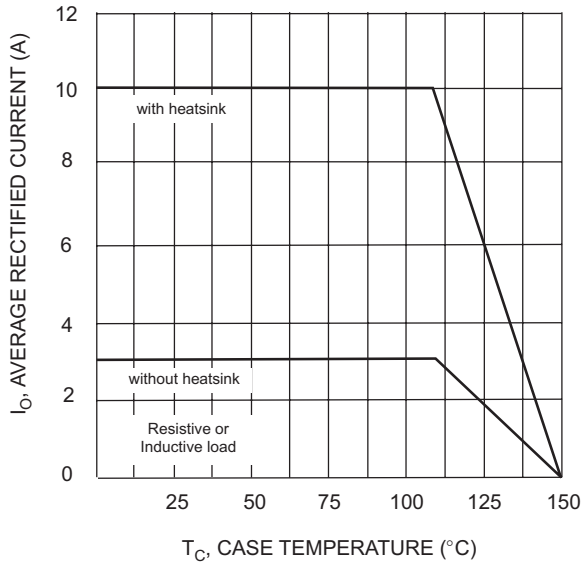


Fig. 1 Forward Current Derating Curve

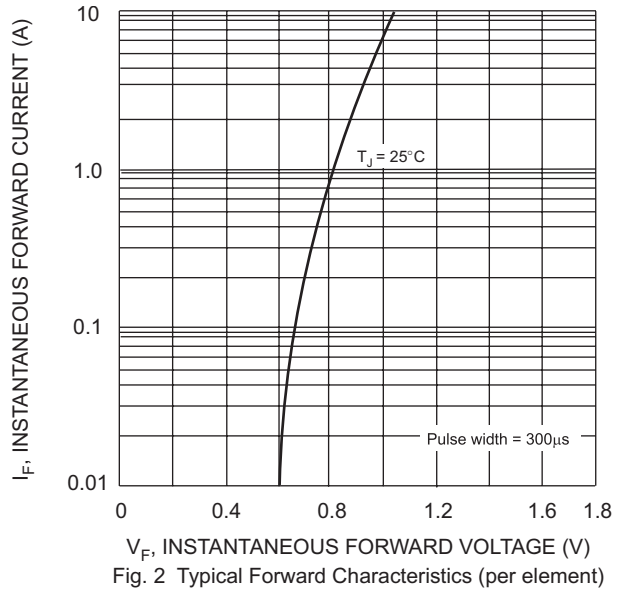


Fig. 2 Typical Forward Characteristics (per element)

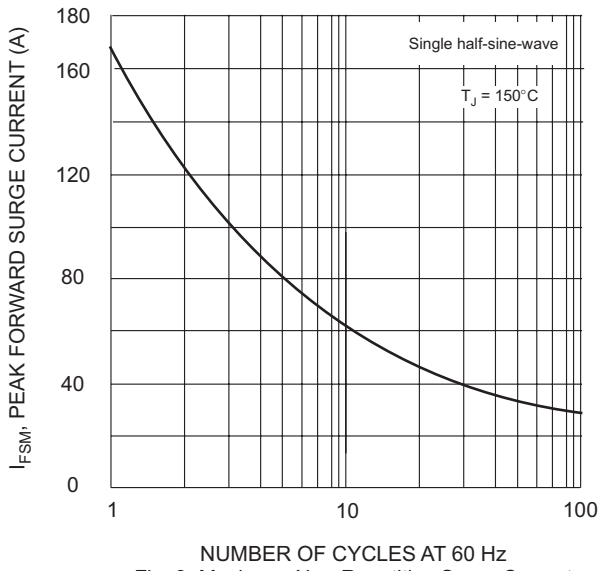


Fig. 3 Maximum Non-Repetitive Surge Current

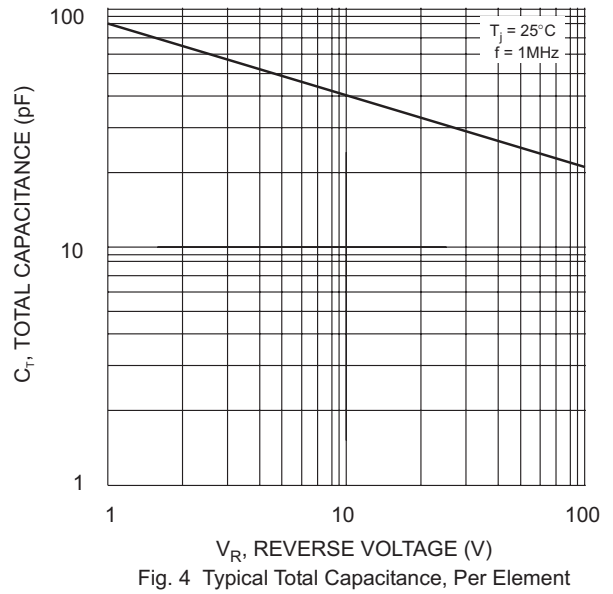


Fig. 4 Typical Total Capacitance, Per Element

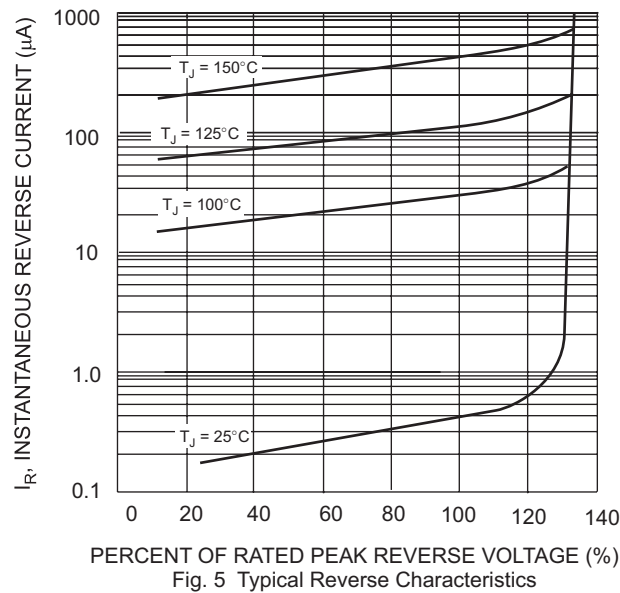


Fig. 5 Typical Reverse Characteristics

Ordering Information (Note 5)

Device	Packaging	Shipping
GBJ10005-F	GBJ	15/Tube
GBJ1001-F	GBJ	15/Tube
GBJ1002-F	GBJ	15/Tube
GBJ1004-F	GBJ	15/Tube
GBJ1006-F	GBJ	15/Tube
GBJ1008-F	GBJ	15/Tube
GBJ1010-F	GBJ	15/Tube

Notes: 5. For packaging details, visit our website at <http://www.diodes.com/datasheets/ap2008.pdf>.

IMPORTANT NOTICE



Diodes Incorporated and its subsidiaries reserve the right to make modifications, enhancements, improvements, corrections or other changes without further notice to any product herein. Diodes Incorporated does not assume any liability arising out of the application or use of any product described herein; neither does it convey any license under its patent rights, nor the rights of others. The user of products in such applications shall assume all risks of such use and will agree to hold Diodes Incorporated and all the companies whose products are represented on our website, harmless against all damages.

LIFE SUPPORT

Diodes Incorporated products are not authorized for use as critical components in life support devices or systems without the expressed written approval of the President of Diodes Incorporated.

Looking for pricing, stock, or lifecycle information?

Click below to explore more details on WIN SOURCE:

-  [View GBJ1002-F on WIN SOURCE](#)
-  [Diodes Incorporated Information](#)

Optimize Your Supply Chain with WIN SOURCE Solutions

-  Global Sourcing Solution
-  Obsolete Management
-  Cost Control Management
-  Shortage Management
-  Alternative Solution
-  Excess Inventory Management