




**THE DATASHEET OF
DWM-20-53-G-S-300-003**





FLEX STACK

DWM-20-58-G-S-427


HDWM-24-59-L-S-300-SM



HDWM-08-56-L-D-312-SM



DWM-06-54-G-D-360



DWM, HDWM SERIES

(1.27 mm) .050"

MICRO BOARD STACKER

SPECIFICATIONS

For complete specifications see www.samtec.com?DWM or www.samtec.com?HDWM

Insulator Material:

LCP
Terminal Material:
Phosphor Bronze

Plating:

Au or Sn over
50 μ" (1.27 μm) Ni

Operating Temp Range:

-55 °C to +105 °C with Tin
-55 °C to +125 °C with Gold

RoHS Compliant:

Yes

Mates with:

SMS, SLM, RSM

PROCESSING

Lead-Free Solderable:

Yes

SMT Lead Coplanarity:

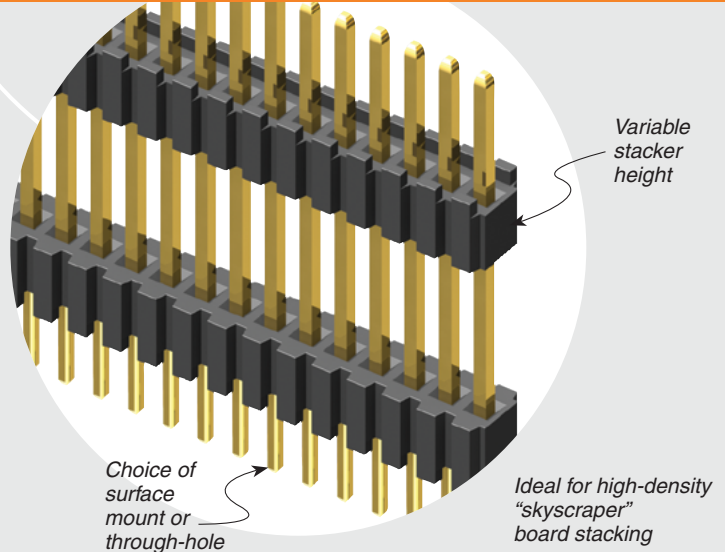
(0.15 mm) .006" max*
*(.004" stencil solution may be available; contact IPG@samtec.com)

RECOGNITIONS

For complete scope of recognitions see www.samtec.com/quality



FILE NO. E111594



Variable stacker height

Choice of surface mount or through-hole

Ideal for high-density "skyscraper" board stacking

TYPE STRIP	NO. PINS PER ROW	LEAD STYLE	PLATING OPTION	ROW OPTION	STACKER HEIGHT	OTHER OPTION
	01 thru 50	Specify LEAD STYLE from chart	-L = 10 μ" (0.25 μm) Gold contact, Matte Tin on tail -G = 10 μ" (0.25 μm) Gold on post, Gold flash on tail	-S = Single Row -D = Double Row	-"XXX" = Stacker Height Example: -250 = (6.35 mm) .250"	-"XXX" = Polarized Position (Specify position of omitted pin) -SM = Surface Mount (Requires HDWM. 02 thru 40 positions only.) -A = Alignment Pin (Requires HDWM. 6 positions min -D only.) Metal or plastic at Samtec discretion (N/A with -LC) -LC = Locking Clip (Requires HDWM. (5 positions min. -D only) (N/A with -A) (Manual placement required) -P = Pick & Place Pad (Requires HDWM)

LEAD STYLE	OAL	
	THROUGH-HOLE	SURFACE MOUNT
-01	(11.43) .450	(8.38) .330
-51	(10.41) .410	—
-52	(10.80) .425	—
-53	(12.83) .505	(9.78) .385
-54	(14.10) .555	(11.05) .435
-55	(15.49) .610	(12.45) .490
-56	(15.88) .625	(12.83) .505
-57	(16.51) .650	(13.46) .530
-58	(17.91) .705	(14.86) .585
-59	(19.18) .755	(15.62) .615
-60	(20.96) .825	—
-61	(26.67) 1.050	—

DWM = Standard Board Spacer
HDWM = High Temp Board Spacer

ALSO AVAILABLE (MOQ Required)

- Other platings

Notes:
For added mechanical stability, Samtec recommends mechanical board spacers be used in applications with gold or selective gold plated connectors. Contact ipg@samtec.com for more information.

This Series is non-standard, non-returnable.

Due to technical progress, all designs, specifications and components are subject to change without notice.

WWW.SAMTEC.COM

All parts within this catalog are built to Samtec's specifications. Customer specific requirements must be approved by Samtec and identified in a Samtec customer-specific drawing to apply.

Looking for pricing, stock, or lifecycle information?

Click below to explore more details on WIN SOURCE:

- ⊖ [View DWM-20-53-G-S-300-003 on WIN SOURCE](#)
- ⊖ [Samtec Inc. Information](#)

Optimize Your Supply Chain with WIN SOURCE Solutions

- ✓ Global Sourcing Solution
- ✓ Obsolete Management
- ✓ Cost Control Management
- ✓ Shortage Management
- ✓ Alternative Solution
- ✓ Excess Inventory Management