

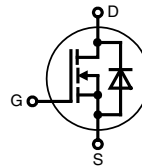


THE DATASHEET OF IXKR25N80C



CoolMOS™ 1) Power MOSFET in ISOPLUS247™ Package


N-Channel Enhancement Mode
Low $R_{DS(on)}$, High V_{DSS} MOSFET
Package with Electrically Isolated Base



$$I_{D25} = 25 \text{ A}$$

$$V_{DSS} = 800 \text{ V}$$

$$R_{DS(on)} = 125 \text{ m}\Omega$$

ISOPLUS 247™


G = Gate, D = Drain, S = Source

MOSFET			
Symbol	Conditions	Maximum Ratings	
V_{DSS}	$T_{VJ} = 25^\circ\text{C to } 150^\circ\text{C}$	800	V
V_{GS}		± 20	V
I_{D25}	$T_C = 25^\circ\text{C}$	25	A
I_{D90}	$T_C = 90^\circ\text{C}$	18	A
dv/dt	$V_{DS} < V_{DSS}; I_F \leq 17 \text{ A} \mid di_F/dt \mid \leq 100 \text{ A}/\mu\text{s}$ $T_{VJ} = 150^\circ\text{C}$	6	V/ns
E_{AS}	$I_D = 4 \text{ A}; L = 80 \text{ mH}; T_C = 25^\circ\text{C}$	0.67	mJ
E_{AR}	$I_D = 17 \text{ A}; L = 3.3 \text{ mH}; T_C = 25^\circ\text{C}$	0.5	mJ

Features

- ISOPLUS247™ package with DCB Base
 - Electrical isolation towards the heatsink
 - Low coupling capacitance to the heatsink for reduced EMI
 - High power dissipation
 - High temperature cycling capability of chip on DCB
 - JEDEC TO-247AD compatible
 - Easy clip assembly
- fast CoolMOS™ 1) power MOSFET 3rd generation
 - High blocking capability
 - Low on resistance
 - Avalanche rated for unclamped inductive switching (UIS)
 - Low thermal resistance due to reduced chip thickness
- Enhanced total power density

Symbol	Conditions	Characteristic Values			
		$(T_{VJ} = 25^\circ\text{C}, \text{ unless otherwise specified})$			
		min.	typ.	max.	
$R_{DS(on)}$	$V_{GS} = 10 \text{ V}; I_D = I_{D90}$		125	150	m Ω
$V_{GS(th)}$	$V_{DS} = 20 \text{ V}; I_D = 2 \text{ mA}$	2		4	V
I_{DSS}	$V_{DS} = V_{DSS}; V_{GS} = 0 \text{ V}; T_{VJ} = 25^\circ\text{C}$ $T_{VJ} = 125^\circ\text{C}$		100	50	μA μA
I_{GSS}	$V_{GS} = \pm 20 \text{ V}; V_{DS} = 0 \text{ V}$			200	nA
Q_g	$V_{GS} = 10 \text{ V}; V_{DS} = 640 \text{ V}; I_D = 34 \text{ A}$		180	355	nC
Q_{gs}			24		nC
Q_{gd}			92		nC
$t_{d(on)}$	$V_{GS} = 10 \text{ V}; V_{DS} = 640 \text{ V}$ $I_D = 34 \text{ A}; R_G = 2.2 \Omega$		25		ns
t_r			15		ns
$t_{d(off)}$			72		ns
t_f			6		ns
V_F	(reverse conduction) $I_F = 12.5 \text{ A}; V_{GS} = 0 \text{ V}$		1	1.3	V
R_{thJC}				0.5	K/W

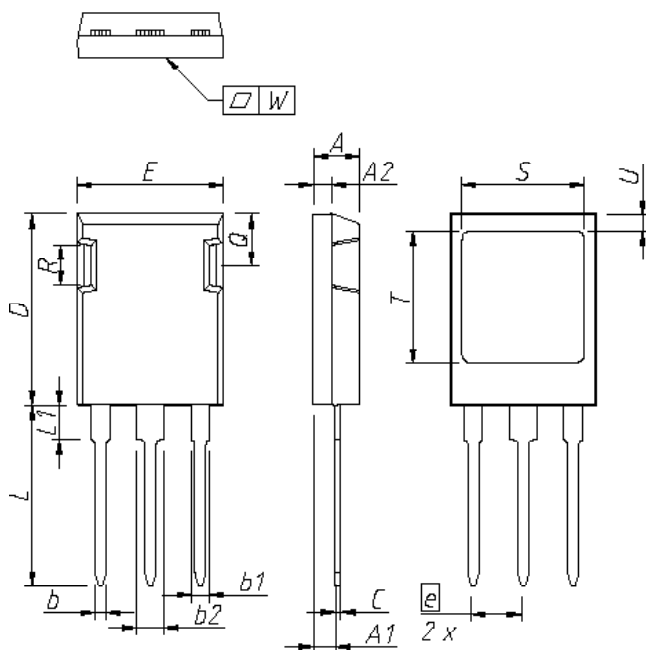
Applications

- Switched mode power supplies (SMPS)
- Uninterruptible power supplies (UPS)
- Power factor correction (PFC)
- Welding
- Inductive heating

¹⁾ CoolMOS™ is a trademark of Infineon Technologies AG.

Component			
Symbol	Conditions	Maximum Ratings	
V_{ISOL}	$I_{ISOL} \leq 1 \text{ mA}; 50/60 \text{ Hz}$	2500	V~
T_{VJ}		-40...+150	°C
T_{stg}		-40...+125	°C
T_L	1.6 mm from case for 10 s	300	°C
F_c	mounting force with clip	20 ... 120	N

Symbol	Conditions	Characteristic Values		
		min.	typ.	max.
C_P	coupling capacity between shorted pin and mounting tab in the case		30	pF
R_{thCH}	with heatsink compound		0.25	K/W
Weight			6	g



DIM.	MILLIMETER		INCHES	
	MIN	MAX	MIN	MAX
A	4,83	5,21	0,190	0,205
A1	2,29	2,54	0,090	0,100
A2	1,91	2,16	0,075	0,085
b	1,14	1,40	0,045	0,055
b1	1,91	2,15	0,075	0,085
b2	2,92	3,20	0,115	0,126
C	0,61	0,83	0,024	0,033
D	20,80	21,34	0,819	0,840
E	15,75	16,13	0,620	0,635
e	5,45 BSC		0,215 BSC	
L	19,81	20,60	0,780	0,811
L1	3,81	4,38	0,150	0,172
Q	5,59	6,20	0,220	0,244
R	4,32	4,85	0,170	0,191
S	13,21	13,72	0,520	0,540
T	15,75	16,26	0,620	0,640
U	1,65	2,03	0,065	0,080
W	-	0,10	-	0,004

Die konvexe Form des Substrates ist typ. < 0.04 mm über der Kunststoffoberfläche der Bauteilunterseite
 The convex bow of substrate is typ. < 0.04 mm over plastic surface level of device bottom side

Die Gehäuseabmessungen entsprechen dem Typ TO-247 AD gemäß JEDEC außer Schraubloch und L_{max} .
 This drawing will meet all dimensions requirement of JEDEC outline TO-247 AD except screw hole and except L_{max} .



Disclaimer Notice - Information furnished is believed to be accurate and reliable. However, users should independently evaluate the suitability of and test each product selected for their own applications. Littelfuse products are not designed for, and may not be used in, all applications. Read complete Disclaimer Notice at www.littelfuse.com/disclaimer-electronics.

Looking for pricing, stock, or lifecycle information?

Click below to explore more details on WIN SOURCE:

 [View IXKR25N80C on WIN SOURCE](#)

 [IXYS Information](#)

Optimize Your Supply Chain with WIN SOURCE Solutions

-  Global Sourcing Solution
-  Obsolete Management
-  Cost Control Management
-  Shortage Management
-  Alternative Solution
-  Excess Inventory Management