

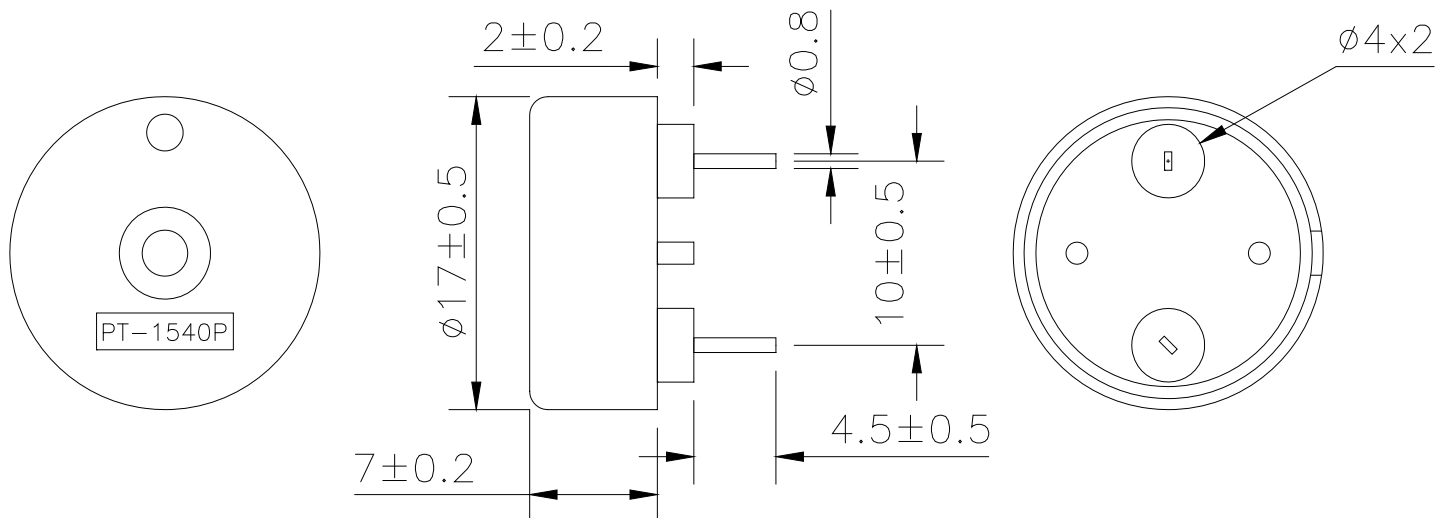


**THE DATASHEET OF
PT-1540PQ**



Sales Outline DrawingRevision **C****Specifications:**

Resonant Frequency (Hz)	4000 ± 500
Operating Voltage (Vp-p/max)	25
Rated Voltage (Vp-p)	5.0
Current Consumption (mA/max)	1.5 at Rated Voltage
Sound Pressure Level (dB/min)	85 at 10cm at Rated voltage
Capacitance (pF)	14,000 ±30% at 120Hz
Operating Temperature (°C)	-20 ~ +100
Storage Temperature (°C)	-30 ~ +110
Housing	PBT1200 UL94HB plastic resin (Color: Black)
Lead Pins	Tin Plated Brass
Weight (Grams)	1.2
Condition by wave soldering (°C)	245 ±5 / 3±0.5 sec
Condition by hand soldering (°C)	350 ±20 / within 5 sec
Options	For other options contact factory

Dimensions: (units: mm)**ROHS Compliant**

Direct Drive Transducer Operation:



Direct drive transducer devices do not have any included DC circuitry, so the user must apply a sine or square wave with the appropriate rated frequency. A square wave will typically result in more sound level than a sine wave. The higher the peak-to-peak voltage applied (up to the maximum rated voltage), the higher the resulting sound level.

Frequency Response:



Looking for pricing, stock, or lifecycle information?

Click below to explore more details on WIN SOURCE:

-  [View PT-1540PQ on WIN SOURCE](#)
-  [Mallory Sonalert Products Inc. Information](#)

Optimize Your Supply Chain with WIN SOURCE Solutions

-  Global Sourcing Solution
-  Obsolete Management
-  Cost Control Management
-  Shortage Management
-  Alternative Solution
-  Excess Inventory Management