



**THE DATASHEET OF  
NPTB00025B**



## Gallium Nitride 28V, 25W RF Power Transistor

Built using the SIGANTIC® NRF1 process - A proprietary GaN-on-Silicon technology

### FEATURES

- Optimized for broadband operation from DC - 4000MHz
- 25W P<sub>3dB</sub> CW narrowband power
- 10W P<sub>3dB</sub> CW broadband power from 500-1000MHz
- Characterized for operation up to 32V
- 100% RF tested
- Thermally enhanced industry standard package
- High reliability gold metallization process
- Lead-free and RoHS compliant
- Subject to EAR99 export control



**Broadband  
25 Watt, 28 Volt  
GaN HEMT**



**RF Specifications (CW):** V<sub>DS</sub> = 28V, I<sub>DQ</sub> = 225mA, Frequency = 3000MHz, T<sub>C</sub> = 25°C, Measured in Nitronex Test Fixture

Symbol	Parameter	Min	Typ	Max	Units
P <sub>3dB</sub>	Average Output Power at 3dB Gain Compression	22	25	-	W
P <sub>1dB</sub>	Average Output Power at 1dB Gain Compression	18	21	-	W
G <sub>SS</sub>	Small Signal Gain	12.5	13.5	-	dB
η	Drain Efficiency at 3dB Gain Compression	60	65	-	%
ψ	Output mismatch stress, VSWR = 10:1, all phase angles, P <sub>OUT</sub> = P <sub>SAT</sub>	No Performance Degradation After Test			

**Absolute Maximum Ratings:** Not simultaneous, T<sub>C</sub> = 25°C unless otherwise noted

Symbol	Parameter	Max	Units
V <sub>DS</sub>	Drain-Source Voltage	100	V
V <sub>GS</sub>	Gate-Source Voltage	-10 to 3	V
I <sub>G</sub>	Gate Current	40	mA
P <sub>T</sub>	Total Device Power Dissipation (Derated above 25°C)	33	W
θ <sub>JC</sub>	Thermal Resistance (Junction-to-Case)	5.25	°C/W
T <sub>STG</sub>	Storage Temperature Range	-65 to 150	°C
T <sub>J</sub>	Operating Junction Temperature	200	°C
HBM	Human Body Model ESD Rating (per JESD22-A114)	1A (>250V)	
MM	Machine Model ESD Rating (per JESD22-A115)	M1 (>50V)	

## DC Specifications: $T_C = 25^\circ\text{C}$

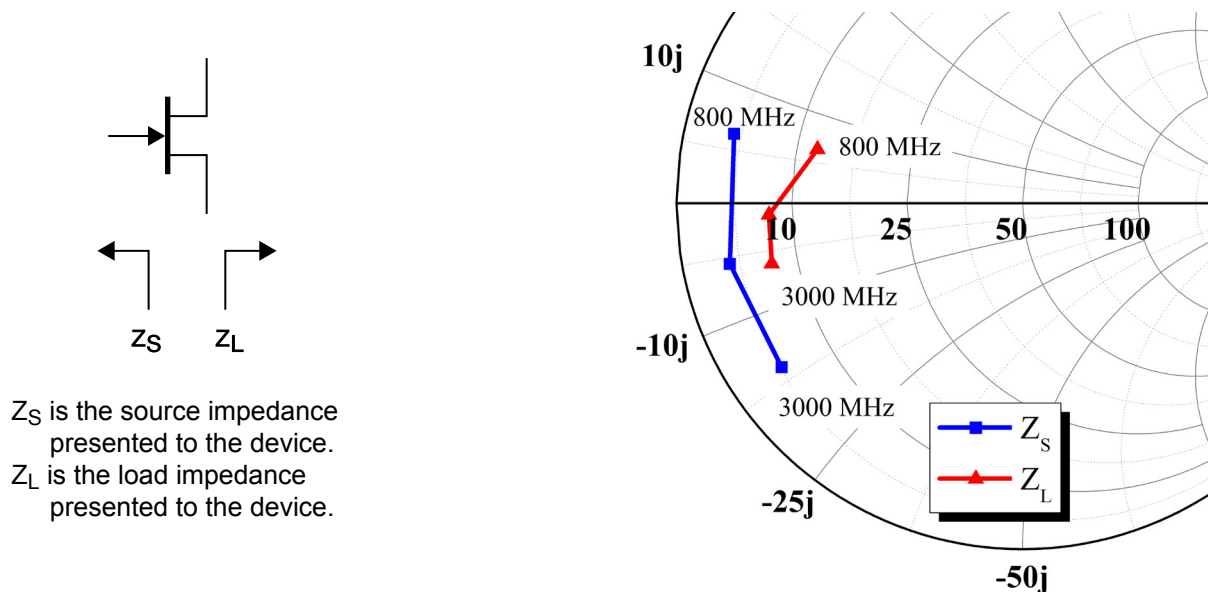
Symbol	Parameter	Min	Typ	Max	Units
<b>Off Characteristics</b>					
$V_{BDS}$	Drain-Source Breakdown Voltage ( $V_{GS} = -8\text{V}$ , $I_D = 8\text{mA}$ )	100	-	-	V
$I_{DLK}$	Drain-Source Leakage Current ( $V_{GS} = -8\text{V}$ , $V_{DS} = 60\text{V}$ )	-	1	5	mA
<b>On Characteristics</b>					
$V_T$	Gate Threshold Voltage ( $V_{DS} = 28\text{V}$ , $I_D = 8\text{mA}$ )	-2.3	-1.8	-1.3	V
$V_{GSQ}$	Gate Quiescent Voltage ( $V_{DS} = 28\text{V}$ , $I_D = 225\text{mA}$ )	-2.0	-1.5	-1.0	V
$R_{ON}$	On Resistance ( $V_{GS} = 2.0\text{V}$ , $I_D = 60\text{mA}$ )	-	0.44	0.55	$\Omega$
$I_D$	Drain Current ( $V_{DS} = 7\text{V}$ pulsed, $300\mu\text{s}$ pulse width, $0.2\%$ duty cycle, $V_{GS} = 2.0\text{V}$ )	4.9	5.4	-	A

## Load-Pull Data, Reference Plane at Device Leads

$V_{DS}=28\text{V}$ ,  $I_{DQ}=225\text{mA}$ ,  $T_A=25^\circ\text{C}$  unless otherwise noted

**Table 1:** Optimum Source and Load Impedances for CW Gain, Drain Efficiency, and Output Power Performance

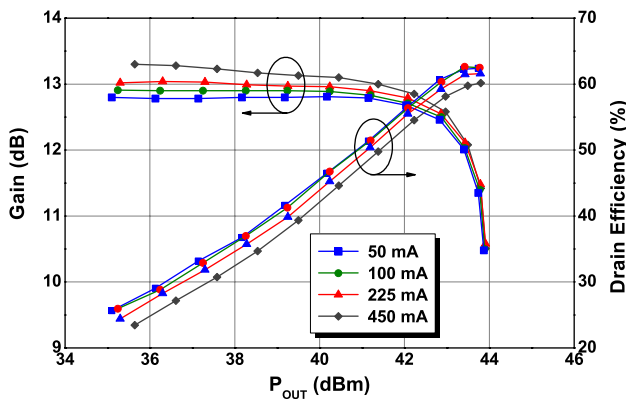
Frequency (MHz)	$Z_S (\Omega)$	$Z_L (\Omega)$
800	$3.9 + j5.9$	$12.2 + j6.1$
2000	$3.7 - j5.1$	$7.7 - j1.1$
3000	$4.7 - j15.3$	$7.4 - j5.8$



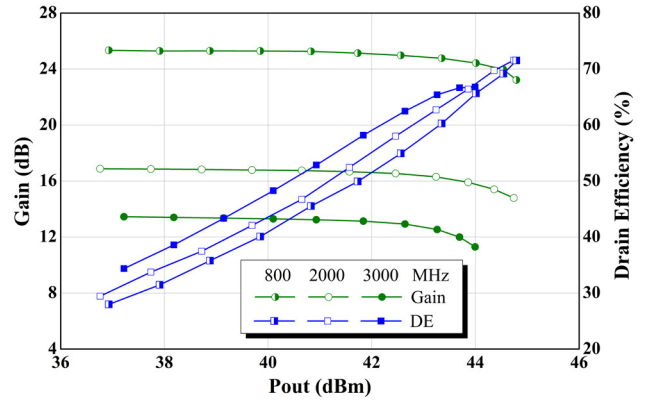
**Figure 1** - Optimal Impedances for CW Performance,  $V_{DS} = 28\text{V}$ ,  $I_{DQ} = 225\text{mA}$

## Load-Pull Data, Reference Plane at Device Leads

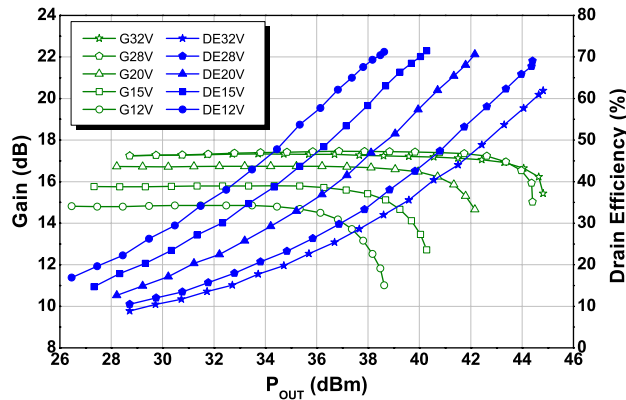
$V_{DS}=28V, I_{DQ}=225mA, T_A=25^{\circ}C$  unless otherwise noted.



**Figure 2** - Typical CW Performance, Over Current, Frequency = 3000MHz



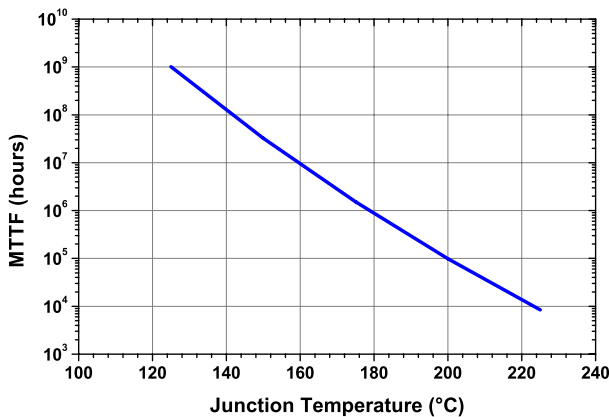
**Figure 3** - Typical CW Performance Over Frequency



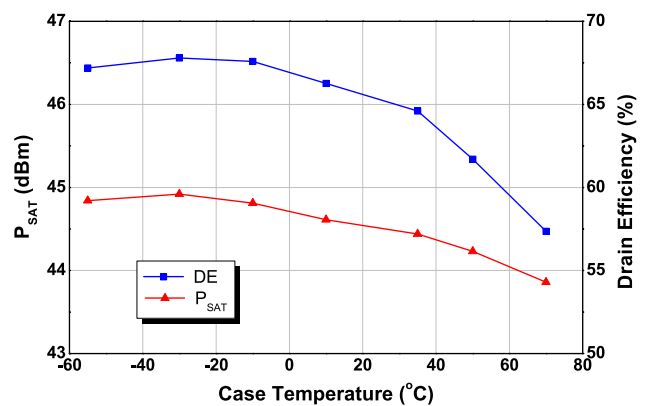
**Figure 4** - Typical CW Performance Over Voltage, Impedances Held Constant, Frequency = 1800MHz

## Typical Device Characteristics

$V_{DS}=28V, I_{DQ}=225mA, T_A=25^{\circ}C$  unless otherwise noted.



**Figure 5** - MTTF of NRF1 Devices as a Function of Junction Temperature



**Figure 6** - Typical CW Performance in Nitronex Test Fixture, Frequency = 3000MHz

## NPTB00025, 3000MHz CW Production Test Fixture

$V_{DS}=28V$ ,  $I_{DQ}=225mA$ ,  $T_A=25^{\circ}C$  unless otherwise noted. Additional design information and data available at [www.nitronex.com](http://www.nitronex.com).

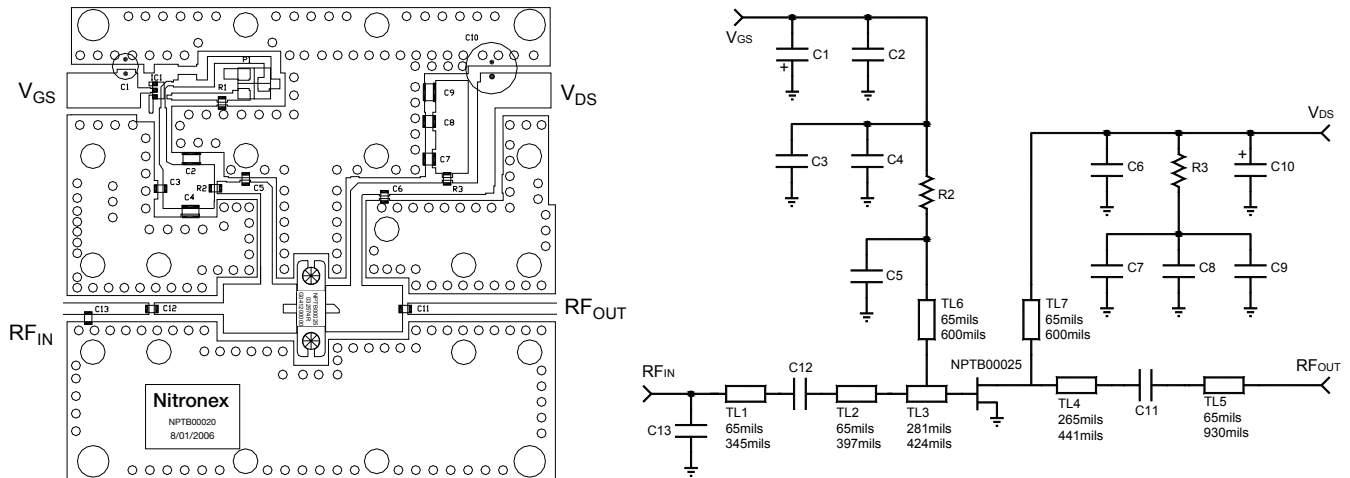


Figure 7 - NPTB00025 3000MHz Test Fixture

Table 2: NPTB00025 3000MHz Test Fixture Bill of Materials

Name	Value	Vendor	Part Number
C1	150uF	Nichicon	UPW1C151MED
C10	270uF	United Chmi-Con	ELXY630ELL271MK25S
C2, C8	0.1uF	Kemet	C1206C104K1RACTU
C3, C7	0.01uF	AVX	12061C103KAT2A
C4, C9	1.0 uF	Panasonic	ECJ-5YB2A105M
C5, C6, C11, C12	5.6pF	ATC	ATC600F5R6CT
C13	1.2pF	ATC	ATC600F1R2AT
R2	49.9 ohm	Panasonic	ERJ-6ENF49R9V
R3	0.33 ohm	Panasonic	ERJ-6RQFR33V
Substrate	-	Taconic	RF35, t=30mil, $\epsilon_r=3.5$

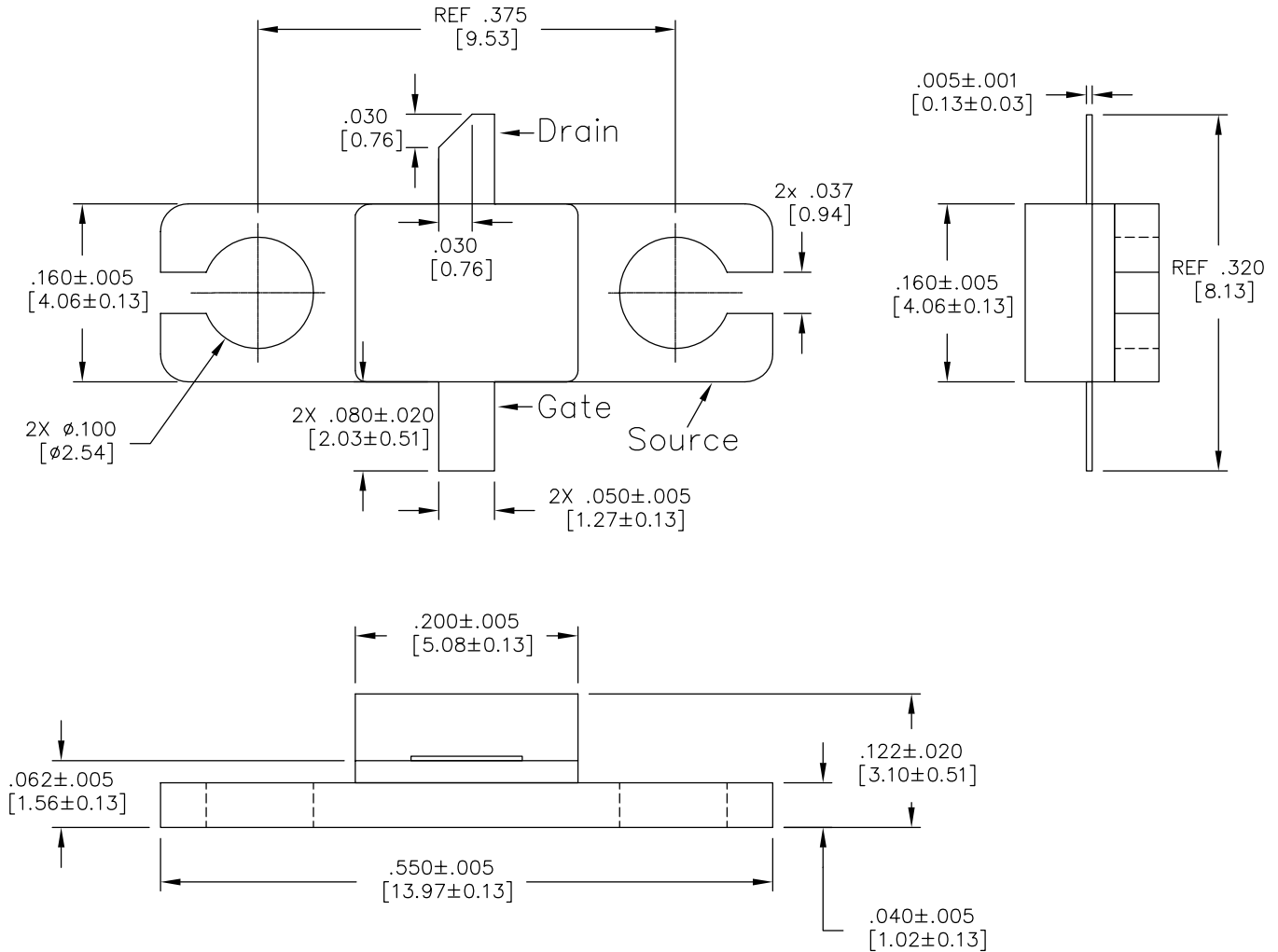
# NPTB00025



## Ordering Information<sup>1</sup>

Part Number	Description
NPTB00025B	NPTB00025 in AC200B-2 Metal-Ceramic Bolt-Down Package

1: To find a Nitronex contact in your area, visit our website at <http://www.nitronex.com>



**Figure 8 - AC200B-2 Metal-Ceramic Package Dimensions and Pinout (all dimensions are in inches [mm])**

**Nitronex, LLC**  
2305 Presidential Drive  
Durham, NC 27703 USA  
+1.919.807.9100 (telephone)  
+1.919.807.9200 (fax)  
info@nitronex.com  
www.nitronex.com

## Additional Information

**This part is lead-free and is compliant with the RoHS directive (Restrictions on the Use of Certain Hazardous Substances in Electrical and Electronic Equipment).**

## Important Notice

Nitronex, LLC reserves the right to make corrections, modifications, enhancements, improvements and other changes to its products and services at any time and to discontinue any product or service without notice. Customers should obtain the latest relevant information before placing orders and should verify that such information is current and complete. All products are sold subject to Nitronex terms and conditions of sale supplied at the time of order acknowledgment. The latest information from Nitronex can be found either by calling Nitronex at 1-919-807-9100 or visiting our website at [www.nitronex.com](http://www.nitronex.com).

Nitronex warrants performance of its packaged semiconductor or die to the specifications applicable at the time of sale in accordance with Nitronex standard warranty. Testing and other quality control techniques are used to the extent Nitronex deems necessary to support the warranty. Except where mandated by government requirements, testing of all parameters of each product is not necessarily performed.

Nitronex assumes no liability for applications assistance or customer product design. Customers are responsible for their product and applications using Nitronex semiconductor products or services. To minimize the risks associated with customer products and applications, customers should provide adequate design and operating safeguards.

Nitronex does not warrant or represent that any license, either express or implied, is granted under any Nitronex patent right, copyright, mask work right, or other Nitronex intellectual property right relating to any combination, machine or process in which Nitronex products or services are used.

Reproduction of information in Nitronex data sheets is permitted if and only if said reproduction does not alter any of the information and is accompanied by all associated warranties, conditions, limitations and notices. Any alteration of the contained information invalidates all warranties and Nitronex is not responsible or liable for any such statements.

Nitronex products are not intended or authorized for use in life support systems, including but not limited to surgical implants into the body or any other application intended to support or sustain life. Should Buyer purchase or use Nitronex, LLC products for any such unintended or unauthorized application, Buyer shall indemnify and hold Nitronex, LLC, its officers, employees, subsidiaries, affiliates, distributors, and its successors harmless against all claims, costs, damages, and expenses, and reasonable attorney fees arising out of, directly or indirectly, any claim of personal injury or death associated with such unintended or unauthorized use, notwithstanding if such claim alleges that Nitronex was negligent regarding the design or manufacture of said products.

Nitronex and the Nitronex logo are registered trademarks of Nitronex, LLC.  
All other product or service names are the property of their respective owners.  
©Nitronex, LLC 2012. All rights reserved.

## Looking for pricing, stock, or lifecycle information?

Click below to explore more details on WIN SOURCE:

- ⊖ [View NPTB00025B](#) on WIN SOURCE
- ⊖ [M/A-Com Technology Solutions](#) Information

## Optimize Your Supply Chain with WIN SOURCE Solutions

- ✓ Global Sourcing Solution
- ✓ Obsolete Management
- ✓ Cost Control Management
- ✓ Shortage Management
- ✓ Alternative Solution
- ✓ Excess Inventory Management