



**THE DATASHEET OF
FCC17E09SB640**



REVISIONS			
SYM	ZONE	EGN, ERN NO.	DATE
A		PRODUCT DRAWING	99/09/23
			K.L.

THIS IS A CAD DRAWING. DO NOT MANUALLY REVERSE!

ORDERING CODE: E C C 1 7 - E 0 9 P B - 4 4 0 G

SERIES _____

SIZE/NUMBER OF CONTACTS _____

E09, A15, B25, OR C37

CONNECTOR STYLE _____

P=PIN

S=SOCKET

TERMINATION TYPE _____

B=.405" [10.29] FOOTPRINT

MOUNTING _____

2=.120 [3.05] DIA THROUGH HOLE

3=#4-40 UNC SELF-LOCKING THREAD

4=#4-40 UNC THREAD

6=M3 x 0.5 THREAD

E=CODE 4 MOUNTING WITH #4-40 UNC HEX JACK SOCKET SUPPLIED.

CONTACT FINISH/GOLD THICKNESS

NO DIGIT=STANDARD 15 MICRONS [0.38 MICRONS] GOLD

6=50 MICRONS [1.27 MICRONS] GOLD

MODIFIER

0=STANDARD

FILTER CAPACITANCE

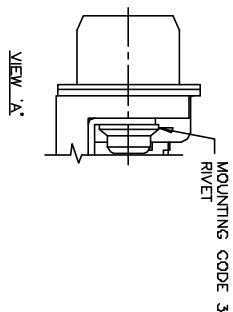
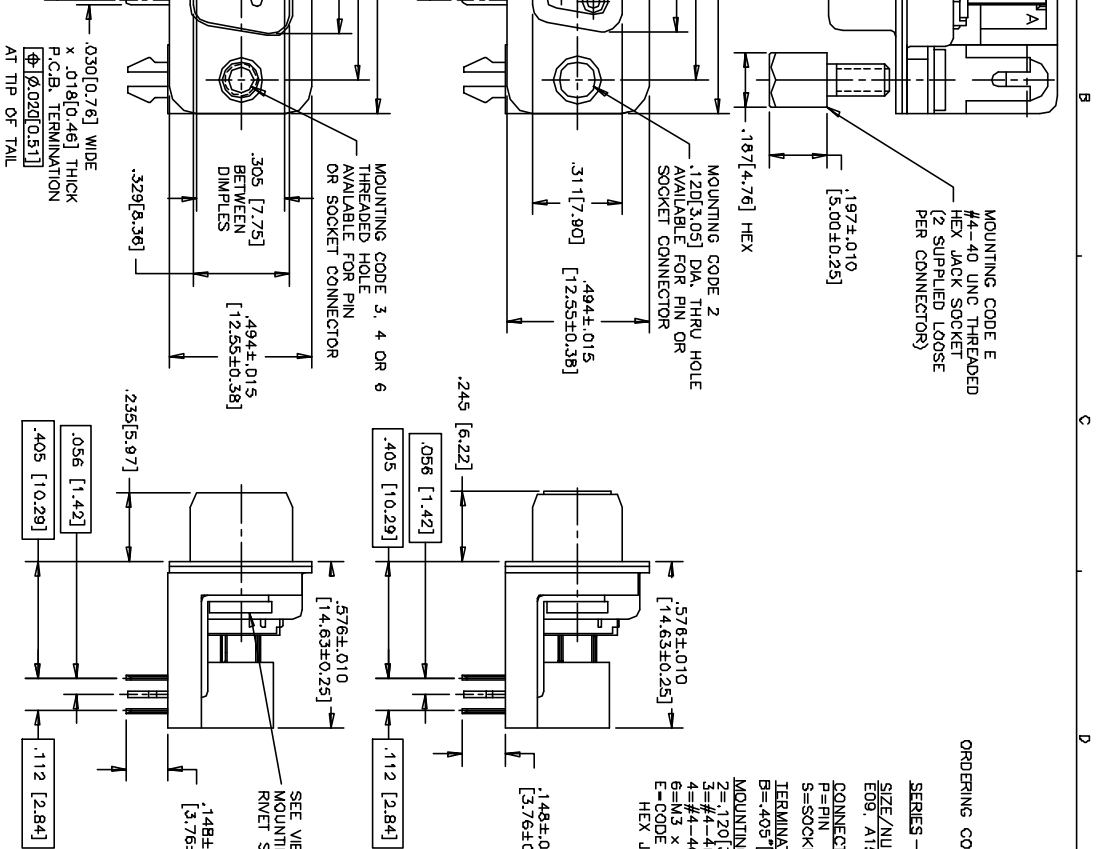
D=50 pF 5=1000 pF

0=150 pF E=2200 pF

1=470 pF 9=9000 pF

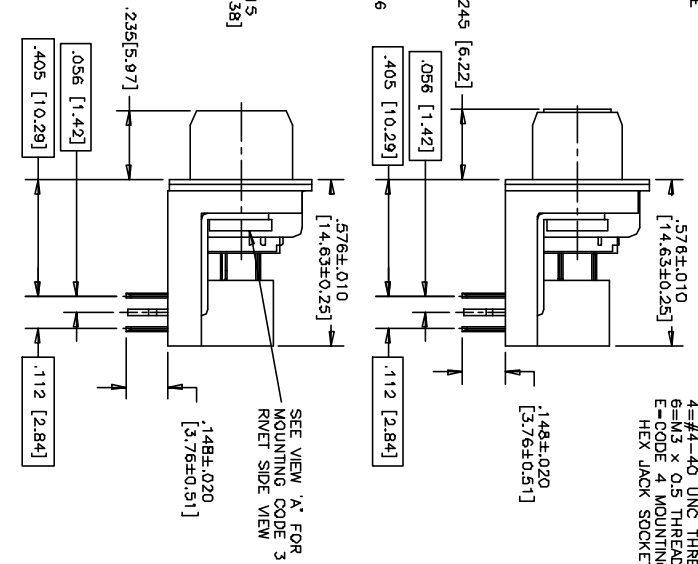
4=820 pF 8=47000 pF

REFER TO AMPHENOL CATALOGUE FOR FILTER PERFORMANCE CHARACTERISTICS



- NOTES:
1. MATERIALS: - SHELLS - TIN PLATED STEEL
- CONTACTS - PHOSPHOR BRONZE PLATED WITH GOLD OVER NICKEL ON THE MATING AREA AND TIN-LEAD ON THE TERMINALS
- INSULATOR - ENGINEERING THERMOPLASTIC FLAMMABILITY RATING UL94V-0, BLACK.
 2. CONTACT RESISTANCE: 15 MILLIOHMS MAXIMUM.
 3. INSULATION RESISTANCE: 3000 MEGOHMS MINIMUM
 4. CURRENT RATING: 5 AMPS MAXIMUM
 5. OPERATING TEMPERATURE: -40°C TO 85°C.
 6. TOLERANCE, UNLESS INDICATED OTHERWISE, ±.005 [0.13].

C±.005 [0.13]	D±.005 [0.13]	E BSC.
.666 [16.92]	.984 [24.99]	.432 [10.97]
.994 [25.25]	1.312 [33.32]	.756 [19.20]
1.534 [38.96]	1.852 [47.04]	1.304 [33.12]
2.182 [55.42]	2.500 [63.50]	1.956 [49.68]



ETARY INFORMATION AND SUCH INFORMATION FOR ANY PURPOSE OR USED FOR MANUFACTURING DIVISION FROM AMPHENOL CANADA CORP.

MATERIAL	FINISH	DRAWN / ESSL/LEE	DATE
---	---	DESIGNED	99/09/23
---	---	CHECKED K LAMBIE	
---	---	1. E. APPROD.	
---	---	Q. A. APPROD.	
---	---	DWG. APPROD.	
---	---	ENG. REL. NO.	
---	---	REF. EAR C7085B	
---	---	DIMENSIONS ARE IN CODE NO. ND	03554
---	---	INCHES [mm]	



Amphenol Canada Corp.

FCC17 FILTERED D-SUB, RIGHT ANGLE .405" [10.29] F/P, PIN & SOCKET - PLASTIC MTG. BRACKET & BOARDLOCK

DWG	DRAWING NO.	REV.
P-FCC17-XXXXB-XXXX		A

Looking for pricing, stock, or lifecycle information?

Click below to explore more details on WIN SOURCE:

-  [View FCC17E09SB640](#) on WIN SOURCE
-  [Amphenol Commercial Products](#) Information

Optimize Your Supply Chain with WIN SOURCE Solutions

-  Global Sourcing Solution
-  Obsolete Management
-  Cost Control Management
-  Shortage Management
-  Alternative Solution
-  Excess Inventory Management