



THE DATASHEET OF ZTX753STOB



ZTX752 ZTX753

PNP SILICON PLANAR MEDIUM POWER TRANSISTOR

ISSUE 2 – JULY 94

FEATURES

- * 100 Volt V_{CE0}
- * 2 Amp continuous current
- * Low saturation voltage
- * $P_{tot} = 1$ Watt

ELECTRICAL CHARACTERISTICS (at $T_{amb} = 25^{\circ}C$.)

PARAMETER	SYMBOL	ZTX752		ZTX753		UNIT	CONDITIONS.
		MIN.	TYP. MAX.	MIN.	TYP. MAX.		
Transition Frequency	f_T	100	140	100	140	MHz	$I_C = 100mA, V_{CE} = 5V$ $f = 100MHz$
Switching Times	t_{on}	40		40		ns	$I_C = 500mA, V_{CE} = 10V$ $I_{B1} = I_{B2} = 50mA$
	t_{off}	600		600		ns	
Output Capacitance	C_{obo}		30		30	pF	$V_{CE} = 10V, f = 1MHz$

*Measured under pulsed conditions. Pulse width=300 μ s. Duty cycle \leq 2%

ABSOLUTE MAXIMUM RATINGS

PARAMETER	ZTX752	ZTX753
Collector-Base Voltage		-100
Collector-Emitter Voltage		-80
Emitter-Base Voltage		-5
Peak Pulse Current		
Continuous Collector Current		
Power Dissipation at $T_{amb} = 25^{\circ}C$ derate above $25^{\circ}C$		
Operating and Storage Temperature Range		

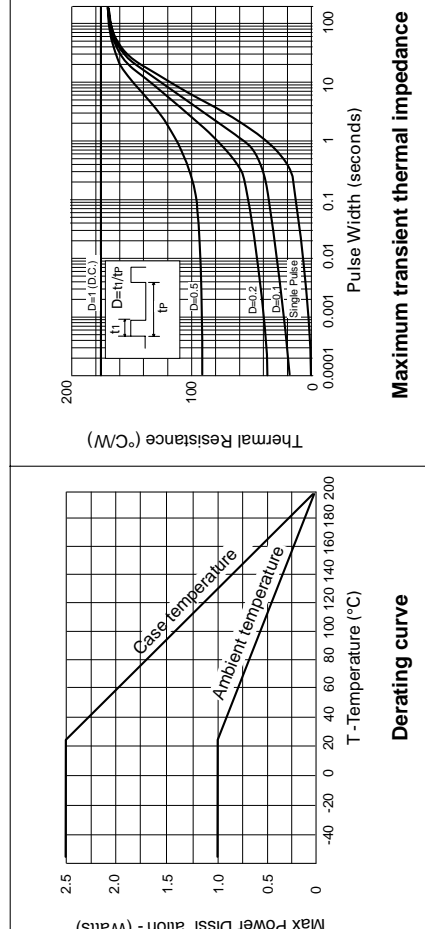
ELECTRICAL CHARACTERISTICS

PARAMETER	SYMBOL	MIN.	TYP.
Collector-Base Breakdown Voltage	$V_{(BR)CBO}$	-100	
Collector-Emitter Breakdown Voltage	$V_{(BR)CEO}$	-80	
Emitter-Base Breakdown Voltage	$V_{(BR)EBO}$	-5	
Collector Cut-Off Current	I_{CBO}		
Emitter Cut-Off Current	I_{EBO}		
Collector-Emitter Saturation Voltage	$V_{CE(sat)}$	-0.1	
Base-Emitter Saturation Voltage	$V_{BE(sat)}$	-0.1	
Base-Emitter Turn-On Voltage	$V_{BE(on)}$	-0.1	

THERMAL CHARACTERISTICS

PARAMETER	SYMBOL	MAX.	UNIT
Thermal Resistance: Junction to Ambient ₁ Junction to Ambient ₂ Junction to Case	$R_{th(j-amb)1}$	175	$^{\circ}C/W$
	$R_{th(j-amb)2}^{\dagger}$	116	$^{\circ}C/W$
	$R_{th(j-case)}$	70	$^{\circ}C/W$

\dagger Device mounted on P.C.B. with copper equal to 1 sq. inch minimum.



ZTX752 ZTX753

PNP SILICON PLANAR MEDIUM POWER TRANSISTOR

ISSUE 2 – JULY 94

FEATURES

- * 100 Volt V_{CE0}
- * 2 Amp continuous current
- * Low saturation voltage
- * $P_{tot} = 1$ Watt

ELECTRICAL CHARACTERISTICS (at $T_{amb} = 25^{\circ}C$.)

PARAMETER	SYMBOL	ZTX752		ZTX753		UNIT	CONDITIONS.
		MIN.	TYP. MAX.	MIN.	TYP. MAX.		
Transition Frequency	f_T	100	140	100	140	MHz	$I_C = 100mA, V_{CE} = 5V$ $f = 100MHz$
Switching Times	t_{on}	40		40		ns	$I_C = 500mA, V_{CE} = 10V$ $I_{B1} = I_{B2} = 50mA$
	t_{off}	600		600		ns	
Output Capacitance	C_{obo}		30		30	pF	$V_{CE} = 10V, f = 1MHz$

*Measured under pulsed conditions. Pulse width=300 μ s. Duty cycle \leq 2%

ABSOLUTE MAXIMUM RATINGS

PARAMETER	ZTX752	ZTX753
Collector-Base Voltage		-100
Collector-Emitter Voltage		-80
Emitter-Base Voltage		-5
Peak Pulse Current		
Continuous Collector Current		
Power Dissipation at $T_{amb} = 25^{\circ}C$ derate above $25^{\circ}C$		

OPERATING AND STORAGE TEMPERATURE RANGES

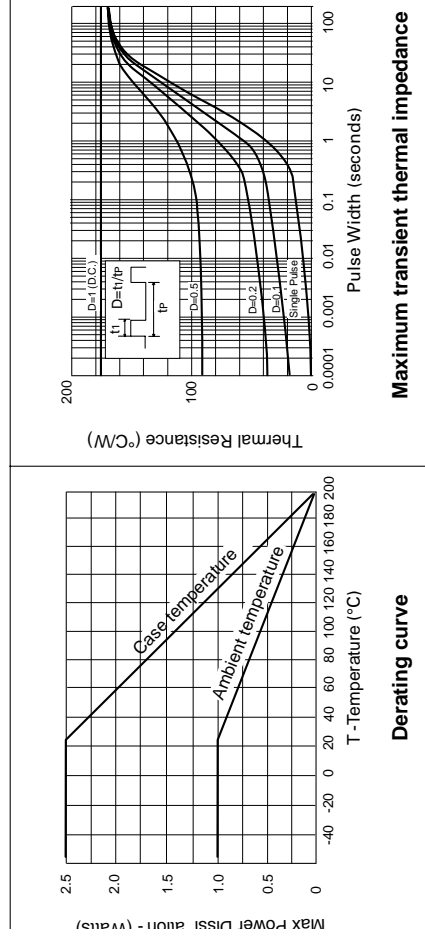
ELECTRICAL CHARACTERISTICS

PARAMETER	SYMBOL	MIN.	TYP.
Collector-Base Breakdown Voltage	$V_{(BR)CBO}$	-100	
Collector-Emitter Breakdown Voltage	$V_{(BR)CEO}$	-80	
Emitter-Base Breakdown Voltage	$V_{(BR)EBO}$	-5	
Collector Cut-Off Current	I_{CBO}		
Emitter Cut-Off Current	I_{EBO}		
Collector-Emitter Saturation Voltage	$V_{CE(sat)}$	-0.1	-0.1
Base-Emitter Saturation Voltage	$V_{BE(sat)}$	-0.1	-0.1
Base-Emitter Turn-On Voltage	$V_{BE(on)}$	-0.1	-0.1

THERMAL CHARACTERISTICS

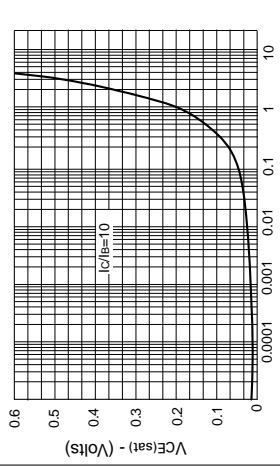
PARAMETER	SYMBOL	MAX.	UNIT
Thermal Resistance: Junction to Ambient ₁ Junction to Ambient ₂ Junction to Case	$R_{th(j-amb)1}$	175	$^{\circ}C/W$
	$R_{th(j-amb)2}^{\dagger}$	116	$^{\circ}C/W$
	$R_{th(j-case)}$	70	$^{\circ}C/W$

\dagger Device mounted on P.C.B. with copper equal to 1 sq. inch minimum.

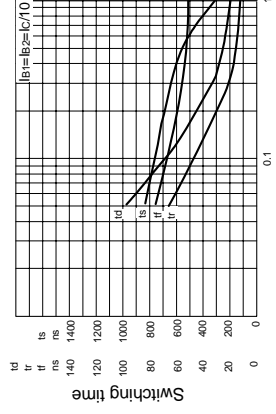


ZTX752 ZTX753

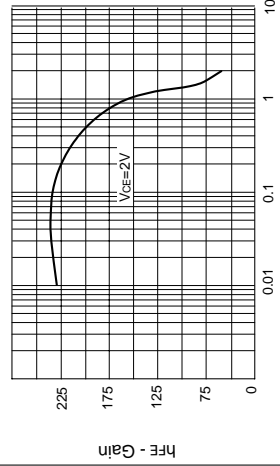
TYPICAL CHARACTERISTICS



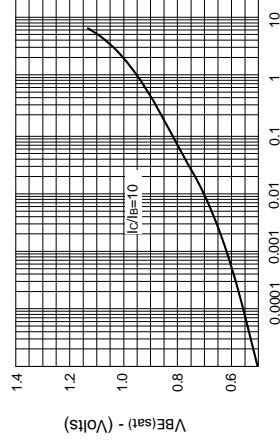
I_C - Collector Current (Amps)
 $V_{CE(sat)}$ v I_C



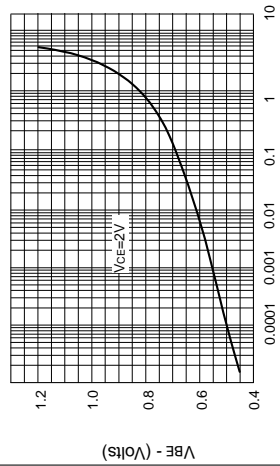
I_C - Collector Current (Amps)
Switching Speeds



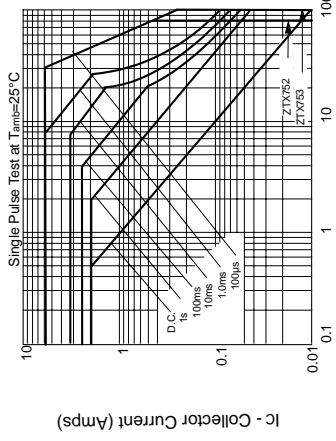
I_C - Collector Current (Amps)
 h_{FE} v I_C



I_C - Collector Current (Amps)
 $V_{BE(sat)}$ v I_C




I_C - Collector Current (Amps)
 V_{BE} v I_C



Safe Operating Area

Looking for pricing, stock, or lifecycle information?

Click below to explore more details on WIN SOURCE:

-  [View ZTX753STOB on WIN SOURCE](#)
-  [Diodes Incorporated Information](#)

Optimize Your Supply Chain with WIN SOURCE Solutions

-  Global Sourcing Solution
-  Obsolete Management
-  Cost Control Management
-  Shortage Management
-  Alternative Solution
-  Excess Inventory Management