



**THE DATASHEET OF
B39941-B7705-B610**





SAW Components

Data Sheet B7705





SAW Components

B7705

Low-Loss Filter for Mobile Communication

942,5 MHz

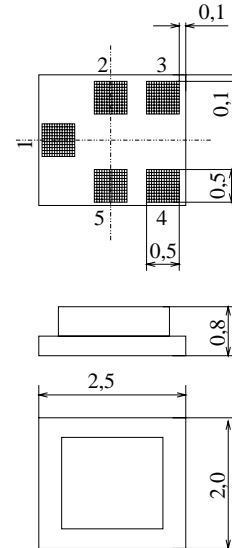
Data Sheet



Features

- Low-loss RF filter for mobile telephone EGSM system, receive path
- Low amplitude ripple
- Usable passband 35 MHz
- Unbalanced to balanced operation
- Excellent symmetry
- Impedance transformation from 50 Ω to 150 Ω
- Ceramic package for **Surface Mounted Technology (SMT)**

Chip sized SAW package QCS5A



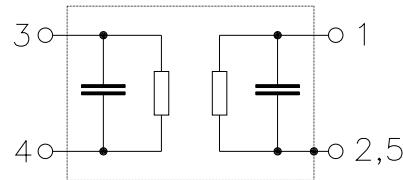
Dimensions in mm, approx. weight 0,015 g

Terminals

- Ni, gold-plated

Pin configuration

- 1 Input, unbalanced
- 3, 4 Output, balanced
- 2, 5 Case ground



Type	Ordering code	Marking and Package according to	Packing according to
B7705	B39941-B7705-B610	C61157-A7-A71	F61074-V8104-Z000

Electrostatic Sensitive Device (ESD)

Maximum ratings

Operable temperature range	T	- 25 / + 85	°C	source impedance 50Ω, load impedance 150Ω; CW input for min. 2000h
Storage temperature range	T_{stg}	- 40 / + 85	°C	
DC voltage	V_{DC}	3,5	V	
Input power max.	P_{IN}		dBm	
880 ... 915 MHz		18		
925 ... 960 MHz		8		
1710 ... 1910 MHz		18		
1920 ... 1980 MHz		10		
2402 ... 2480 MHz		4		
elsewhere		0	dBm	



SAW Components

B7705

Low-Loss Filter for Mobile Communication

942,5 MHz

Data Sheet



Characteristics

Operating temperature range: $T = +25\text{ °C}$
 Terminating source impedance: $Z_S = 50\ \Omega$
 Terminating load impedance: $Z_L = 150\ \Omega$

		min.	typ.	max.	
Center frequency	f_C	—	942,5	—	MHz
Maximum insertion attenuation	α_{max}				
925,0 ... 960,0 MHz		—	2,7	3,2	dB
Amplitude ripple (p-p)	$\Delta\alpha$				
925,0 ... 960,0 MHz		—	0,9	1,6	dB
Input VSWR					
925,0 ... 960,0 MHz		—	2,2	2,4	
Output VSWR					
925,0 ... 960,0 MHz		—	2,2	2,3	
Output phase balance ($\phi(S_{31}) - \phi(S_{21}) + 180^\circ$)					
925,0 ... 960,0 MHz		-5	0	5	degree
Output amplitude balance ($ S_{31}/S_{21} $)					
925,0 ... 960,0 MHz		-0,5	0	0,5	dB
Attenuation	α				
0,0 ... 880,0 MHz		50	75	—	dB
880,0 ... 905,0 MHz		30	45	—	dB
905,0 ... 915,0 MHz		23	27	—	dB
980,0 ... 1050,0 MHz		23	26	—	dB
1050,0 ... 6000,0 MHz		50	60	—	dB



SAW Components

B7705

Low-Loss Filter for Mobile Communication

942,5 MHz

Data Sheet



Characteristics

Operating temperature range: $T = -10$ to $+80$ °C
 Terminating source impedance: $Z_S = 50$ Ω
 Terminating load impedance: $Z_L = 150$ Ω

		min.	typ.	max.	
Center frequency	f_C	—	942,5	—	MHz
Maximum insertion attenuation	α_{max}	—	2,8	3,5	dB
925,0 ... 960,0 MHz					
Amplitude ripple (p-p)	$\Delta\alpha$	—	1,0	1,9	dB
925,0 ... 960,0 MHz					
Input VSWR		—	2,2	2,4	
925,0 ... 960,0 MHz					
Output VSWR		—	2,2	2,3	
925,0 ... 960,0 MHz					
Output phase balance ($\phi(S_{31}) - \phi(S_{21}) + 180^\circ$)		-5	0	5	degree
925,0 ... 960,0 MHz					
Output amplitude balance ($ S_{31}/S_{21} $)		-0,5	0	0,5	dB
925,0 ... 960,0 MHz					
Attenuation	α				
0,0 ... 880,0 MHz		50	75	—	dB
880,0 ... 905,0 MHz		30	40	—	dB
905,0 ... 915,0 MHz		18	27	—	dB
980,0 ... 1050,0 MHz		23	25	—	dB
1050,0 ... 6000,0 MHz		50	60	—	dB



SAW Components

B7705

Low-Loss Filter for Mobile Communication

942,5 MHz

Data Sheet



Characteristics

Operating temperature range: $T = -20$ to $+80$ °C
 Terminating source impedance: $Z_S = 50 \Omega$
 Terminating load impedance: $Z_L = 150 \Omega$

		min.	typ.	max.	
Center frequency	f_C	—	942,5	—	MHz
Maximum insertion attenuation	α_{max}	—	2,9	3,7	dB
925,0 ... 960,0 MHz					
Amplitude ripple (p-p)	$\Delta\alpha$	—	1,0	2,1	dB
925,0 ... 960,0 MHz					
Input VSWR		—	2,2	2,4	
925,0 ... 960,0 MHz					
Output VSWR		—	2,2	2,3	
925,0 ... 960,0 MHz					
Output phase balance ($\phi(S_{31}) - \phi(S_{21}) + 180^\circ$)		-5	0	5	degree
925,0 ... 960,0 MHz					
Output amplitude balance ($ S_{31}/S_{21} $)		-0,5	0	0,5	dB
925,0 ... 960,0 MHz					
Attenuation	α				
0,0 ... 880,0 MHz		50	75	—	dB
880,0 ... 905,0 MHz		30	40	—	dB
905,0 ... 915,0 MHz		18	27	—	dB
980,0 ... 1050,0 MHz		22	25	—	dB
1050,0 ... 6000,0 MHz		50	60	—	dB



SAW Components

B7705

Low-Loss Filter for Mobile Communication

942,5 MHz

Data Sheet



Characteristics

Operating temperature range: $T = -30$ to $+85$ °C
 Terminating source impedance: $Z_S = 50$ Ω
 Terminating load impedance: $Z_L = 150$ Ω

		min.	typ.	max.	
Center frequency	f_C	—	942,5	—	MHz
Maximum insertion attenuation	α_{max}	—	3,5	4,0	dB
925,0 ... 960,0 MHz					
Amplitude ripple (p-p)	$\Delta\alpha$	—	1,5	2,4	dB
925,0 ... 960,0 MHz					
Input VSWR		—	2,2	2,5	
925,0 ... 960,0 MHz					
Output VSWR		—	2,2	2,5	
925,0 ... 960,0 MHz					
Output phase balance ($\phi(S_{31}) - \phi(S_{21}) + 180^\circ$)		-5	0	5	degree
925,0 ... 960,0 MHz					
Output amplitude balance ($ S_{31}/S_{21} $)		-0,5	0	0,5	dB
925,0 ... 960,0 MHz					
Attenuation	α				
0,0 ... 880,0 MHz		50	75	—	dB
880,0 ... 905,0 MHz		30	40	—	dB
905,0 ... 915,0 MHz		10	15	—	dB
980,0 ... 1050,0 MHz		21	23	—	dB
1050,0 ... 6000,0 MHz		50	60	—	dB



SAW Components

B7705

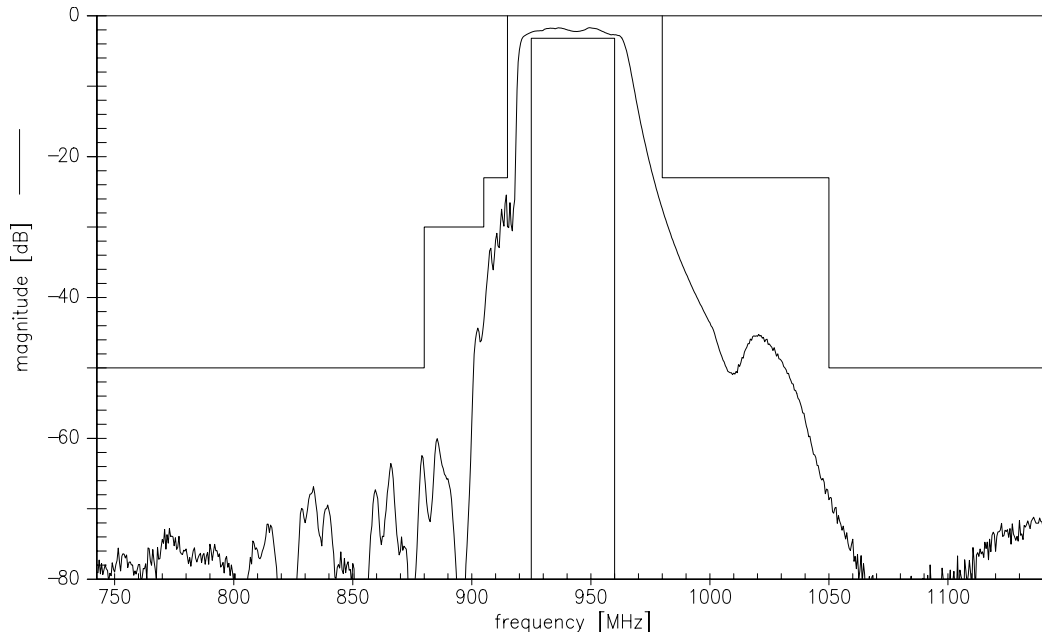
Low-Loss Filter for Mobile Communication

942,5 MHz

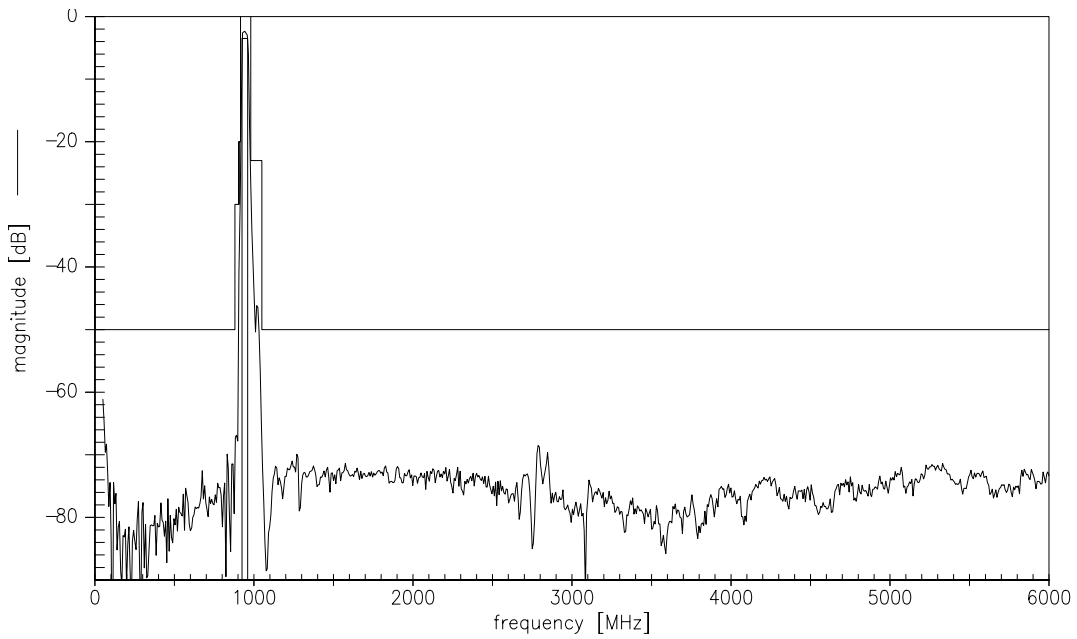
Data Sheet



Transfer function

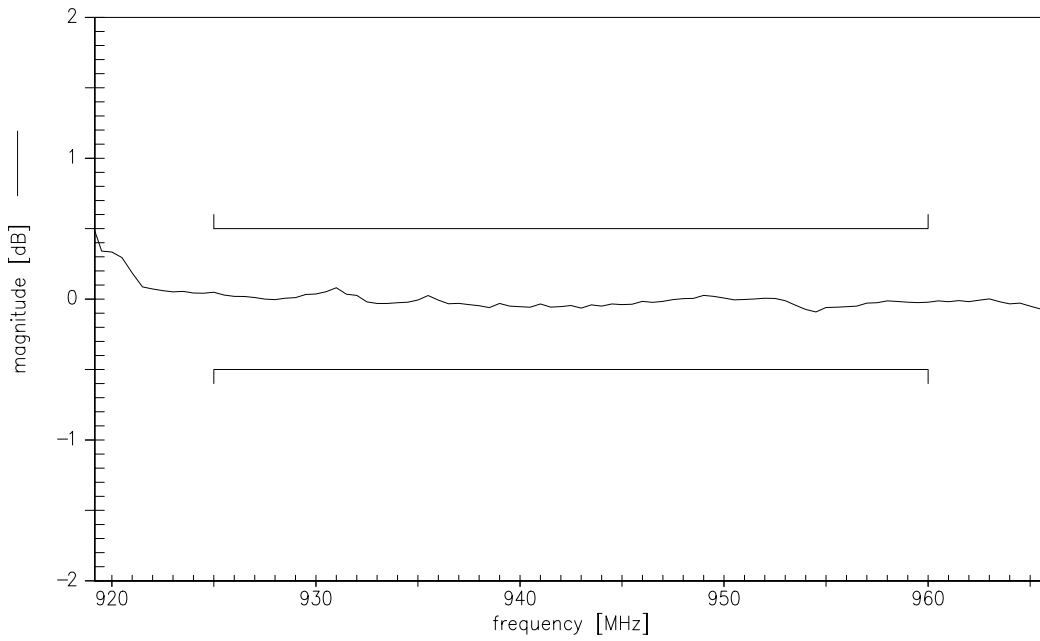


Transfer function (wideband)

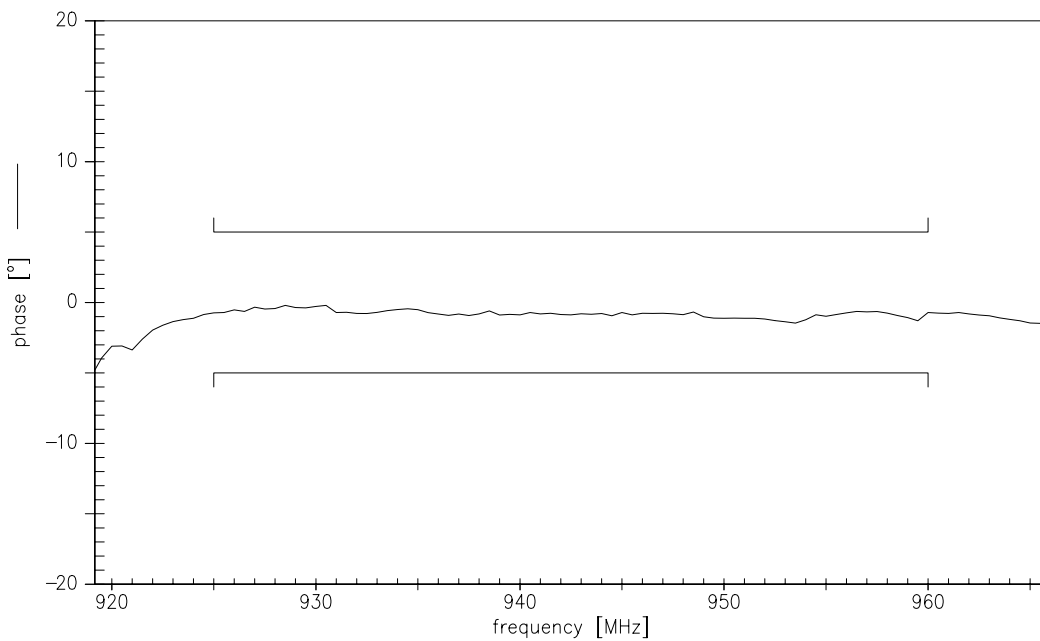




Output amplitude balance ($|S_{31}|/|S_{21}|$)



Output phase balance ($\phi(S_{31})-\phi(S_{21})+180^\circ$)





SAW Components

B7705

Low-Loss Filter for Mobile Communication

942,5 MHz

Data Sheet



Published by EPCOS AG

Surface Acoustic Wave Components Division, SAW MC WT

P.O. Box 80 17 09, D-81617 München

© EPCOS AG 2000. All Rights Reserved. Reproduction, publication and dissemination of this brochure and the information contained therein without EPCOS' prior express consent is prohibited.

The information contained in this brochure describes the type of component and shall not be considered as guaranteed characteristics. Purchase orders are subject to the General Conditions for the Supply of Products and Services of the Electrical and Electronics Industry recommended by the ZVEI (German Electrical and Electronic Manufacturers' Association), unless otherwise agreed.



This brochure replaces the previous edition.

For questions on technology, prices and delivery please contact the Sales Offices of EPCOS AG or the international Representatives.

Due to technical requirements components may contain dangerous substances. For information on the type in question please also contact one of our Sales Offices.

Looking for pricing, stock, or lifecycle information?

Click below to explore more details on WIN SOURCE:

-  [View B39941-B7705-B610 on WIN SOURCE](#)
-  [EPCOS \(TDK\) Information](#)

Optimize Your Supply Chain with WIN SOURCE Solutions

-  Global Sourcing Solution
-  Obsolete Management
-  Cost Control Management
-  Shortage Management
-  Alternative Solution
-  Excess Inventory Management