




THE DATASHEET OF PD-25A





25W Dual Output Switching Power Supply

PD-25 series



■ Features :

- Universal AC input / Full range
- Low leakage current<0.5mA
- Protections: Short circuit / Overload / Over voltage / Over temperature
- Cooling by free air convection
- 100% full load burn-in test
- Fixed switching frequency at 100KHz
- Low cost
- High reliability
- 2 years warranty



■ GTIN CODE

MW Search: <https://www.meanwell.com/serviceGTIN.aspx>



(for PD-25A only)



UL62368-1



BS EN/EN62368-1



IEC62368-1



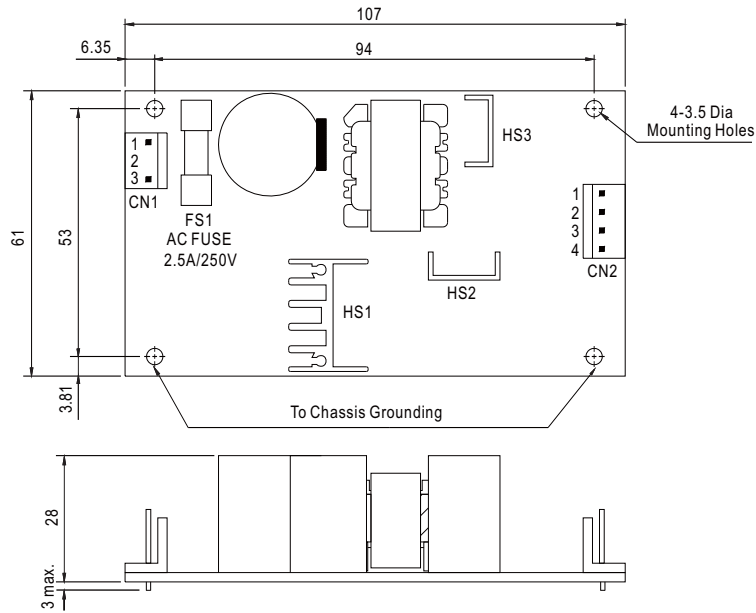
TPTC004

SPECIFICATION

MODEL	PD-25A	PD-25B	PD-2505	PD-2512	PD-2515	
OUTPUT	OUTPUT NUMBER	CH1 CH2	CH1 CH2	CH1 CH2	CH1 CH2	
	DC VOLTAGE	5V 12V	5V 24V	5V -5V	12V -12V	
	RATED CURRENT	2.1A 1.2A	1.2A 0.8A	2.5A 2.5A	1A 1A	
	CURRENT RANGE	0.2 ~ 2.5A 0.1 ~ 1.5A	0.2 ~ 2A 0.1 ~ 1A	0.1 ~ 3A 0.1 ~ 2.5A	0.1 ~ 1.2A 0.1 ~ 1.2A	
	RATED POWER	24.9W	25.2W	25W	24W	
	RIPPLE & NOISE (max.) Note.2	50mVp-p 150mVp-p	50mVp-p 200mVp-p	50mVp-p 50mVp-p	50mVp-p 50mVp-p	
	VOLTAGE TOLERANCE Note.3	±2.0% ±6.0%	±2.0% ±6.0%	±6.0% ±6.0%	±4.0% ±4.0%	
	LINE REGULATION	±0.5% ±2.0%	±0.5% ±2.0%	±1.0% ±1.0%	±0.5% ±0.5%	
	LOAD REGULATION	±1.0% ±4.0%	±1.0% ±4.0%	±4.0% ±4.0%	±3.0% ±3.0%	
	SETUP, RISE TIME	250ms, 50ms/230VAC 250ms, 30ms/115VAC at full load				
HOLD UP TIME (Typ.)	100ms/230VAC 16ms/115VAC at full load					
INPUT	VOLTAGE RANGE	85 ~ 264VAC 120 ~ 370VDC				
	FREQUENCY RANGE	47 ~ 63Hz				
	EFFICIENCY(Typ.)	71%	77%	73%	74%	75%
	AC CURRENT (Typ.)	0.65A/115VAC 0.4A/230VAC				
	INRUSH CURRENT (Typ.)	COLD START 32A				
LEAKAGE CURRENT	<0.5mA / 240VAC					
PROTECTION	OVERLOAD	Above 105% rated output power Protection type : Hiccup mode, recovers automatically after fault condition is removed				
	OVER VOLTAGE	5.75 ~ 6.75V 13.8 ~ 16.2V 5.75 ~ 6.75V 27.6 ~ 32.4V 5.75 ~ 6.75V -5.75 ~ -6.75V 13.8 ~ 16.2V -13.8 ~ -16.2V 17.3 ~ 20.3V -17.3 ~ -20.3V Protection type : Shut off o/p voltage, clamping by zener diode				
	OVER TEMPERATURE	Shut down o/p voltage, re-power on to recover				
ENVIRONMENT	WORKING TEMP.	-10 ~ +60°C (Refer to "Derating Curve")				
	WORKING HUMIDITY	20 ~ 90% RH non-condensing				
	STORAGE TEMP., HUMIDITY	-20 ~ +85°C, 10 ~ 95% RH				
	TEMP. COEFFICIENT	±0.03%/°C (0 ~ 50°C) ON CH1 output				
VIBRATION	10 ~ 500Hz, 2G 10min./1cycle, period for 60min. each along X, Y, Z axes					
SAFETY & EMC (Note 4)	SAFETY STANDARDS	UL62368-1, TUV BS EN/EN62368-1, EAC TP TC 004, CCC GB4943.1(for PD-25A only) approved				
	WITHSTAND VOLTAGE	I/P-O/P:3KVAC I/P-FG:2KVAC O/P-FG:0.5KVAC				
	ISOLATION RESISTANCE	I/P-O/P, I/P-FG, O/P-FG:100M Ohms / 500VDC / 25°C / 70% RH				
	EMC EMISSION	Compliance to BS EN/EN55032 (CISPR32) Class B, BS EN/EN61000-3-2,-3, EAC TP TC 020, GB9254 Class B, GB17625.1				
	EMC IMMUNITY	Compliance to BS EN/EN61000-4-2,3,4,5, BS EN/EN55035, light industry level, EAC TP TC 020				
OTHERS	MTBF	5363.3K hrs min. Telcordia SR-332 (Bellcore) ; 707.6K hrs min. MIL-HDBK-217F (25°C)				
	DIMENSION	107*61*28mm (L*W*H)				
	PACKING	0.15Kg; 96pcs/15.9Kg/1.2CUFT				
NOTE	<ol style="list-style-type: none"> 1. All parameters NOT specially mentioned are measured at 230VAC input, rated load and 25°C of ambient temperature. 2. Ripple & noise are measured at 20MHz of bandwidth by using a 12" twisted pair-wire terminated with a 0.1 μ F & 47 μ F parallel capacitor. 3. Tolerance : includes set up tolerance, line regulation and load regulation. 4. The power supply is considered a component which will be installed into a final equipment. All the EMC tests are been executed by mounting the unit on a 360mm*360mm metal plate with 1mm of thickness. The final equipment must be re-confirmed that it still meets EMC directives. For guidance on how to perform these EMC tests, please refer to "EMI testing of component power supplies." (as available on https://www.meanwell.com/Upload/PDF/EMI_statement_en.pdf) 5. Heat Sink HS1,HS2,HS3 can not be shorted. 6. The ambient temperature derating of 3.5°C/1000m with fanless models and of 5°C/1000m with fan models for operating altitude higher than 2000m(6500ft). <p>※ Product Liability Disclaimer : For detailed information, please refer to https://www.meanwell.com/serviceDisclaimer.aspx</p>					

Mechanical Specification

Unit:mm



AC Input Connector (CN1) : Molex 41791-03 or equivalent

Pin No.	Assignment	Mating Housing	Terminal
1	AC/L	Molex 2139 or equivalent	Molex 2478 or equivalent
2	No Pin		
3	AC/N		

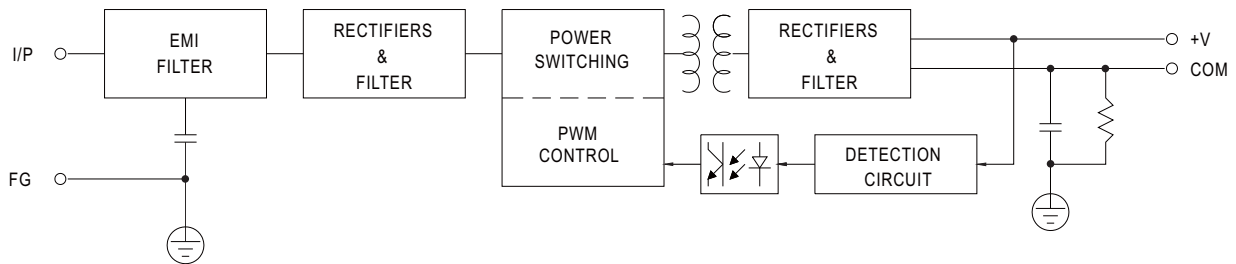
DC Output Connector (CN2) : Molex 41791-04 or equivalent

Pin No.	Assignment	Mating Housing	Terminal
1	V1	Molex 2139 or equivalent	Molex 2478 or equivalent
2,3	COM		
4	V2		

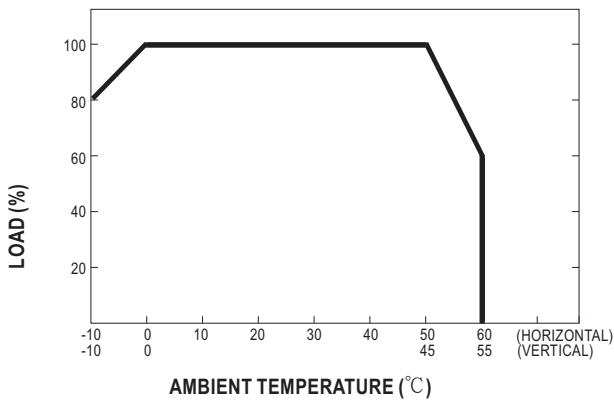
⚠ HS1,HS2,HS3 can not be shorted

Block Diagram

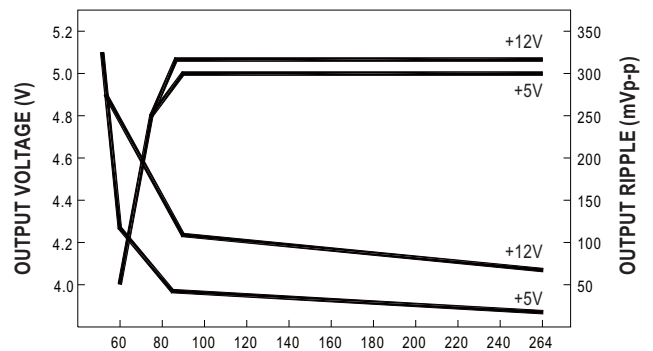
fosc : 100KHz



Derating Curve




Static Characteristics (A)



Looking for pricing, stock, or lifecycle information?

Click below to explore more details on WIN SOURCE:

-  [View PD-25A on WIN SOURCE](#)
-  [Mean Well Enterprises Co., Ltd. Information](#)

Optimize Your Supply Chain with WIN SOURCE Solutions

-  Global Sourcing Solution
-  Obsolete Management
-  Cost Control Management
-  Shortage Management
-  Alternative Solution
-  Excess Inventory Management