

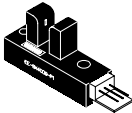
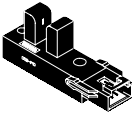
EE-SX4009-P1/P10

Photo IC Output Photomicrosensors with AMP or Molex Connectors

- Photo IC receiver assures a high output of 16mA at 28 VDC and a high response speed of 3 kHz
- Directly compatible with TTL and CMOS
- Includes Schmitt trigger circuit
- Internal resistor included to protect the LED circuit
- Compatible with AMP (EE-SX4009-P1) or Molex (EE-SX4009-P10) connectors
- Easy screw-mount configuration



Ordering Information

Appearance	Sensing method	Slot width	Slot depth	Output configuration	Weight	Applicable mating connector	Part number
	Transmissive	5 mm	10.5 mm	Photo IC Light-ON	3.1 g	Omron EE-1005 AMP 171822-3 AMP 171880-3 AMP 172142-3	EE-SX4009-P1
					3.5 g	U.S. Molex 50-57-9403 15-47-4033 14-56-2036 (AWG 28) 14-56-2034 (AWG 26) 14-56-2032 (AWG 24) 14-56-7037 (AWG 22)	EE-SX4009-P10

Specifications

■ ABSOLUTE MAXIMUM RATINGS (T_A = 25°C)

Item	Symbol	Rated value	
Supply voltage	V _{CC}	10 VDC	
Output voltage	V _{OUT}	28 V	
Output current	I _{OUT}	16 mA	
Output power dissipation	P _{OUT}	250 mW	
Ambient temperature	Operating	Topr	-20°C to +75°C (-4°F to 167°F)
	Storage	Tstg	-40°C to +85°C (-40°F to 185°F)

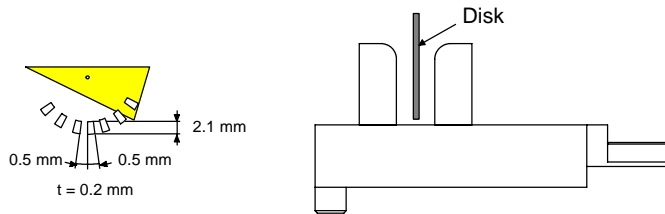
ELECTRICAL CHARACTERISTICS $T_A = 25^\circ\text{C}$, $V_{CC} = 5\text{ V} \pm 10\%$

Item	Symbol	Value	Condition
Consumption current	I_{CC}	30 mA max.	With or without incident light
Low level output voltage	V_{OL}	0.3 V max.	$I_{OUT} = 16\text{ mA}$ without object
High level output voltage	V_{OH}	$(V_{CC} \times 0.9)\text{ V min.}$	$V_{OUT} = V_{CC}$, $R_L = 47\text{ k}\Omega$ with object
Response frequency	f	3 kHz. min.	$V_{OUT} = V_{CC}$, $R_L = 47\text{ k}\Omega$

RECOMMENDED OPERATING CONDITION (WITHIN THE RATED TEMPERATURE RANGE)

Item	Symbol	Recommended Value	Remarks
Supply voltage	V_{CC}	$5\text{ V} \pm 10\%$	Refer to Engineering Data (Temperature Characteristics) and keep the output voltage and current as low as possible in the recommended range.
Output voltage	V_{OUT}	4.5 to 28 V	
Output current	I_{OUT}	16 mA max.	

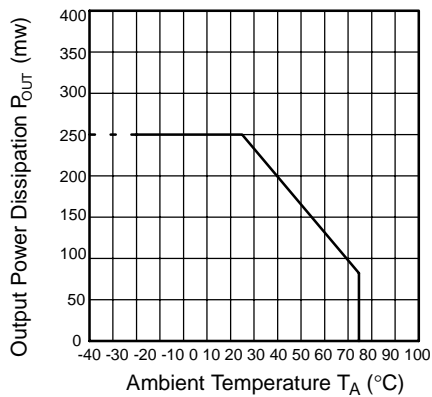
Note: The value of the response frequency is measured by rotating the disk as shown below.



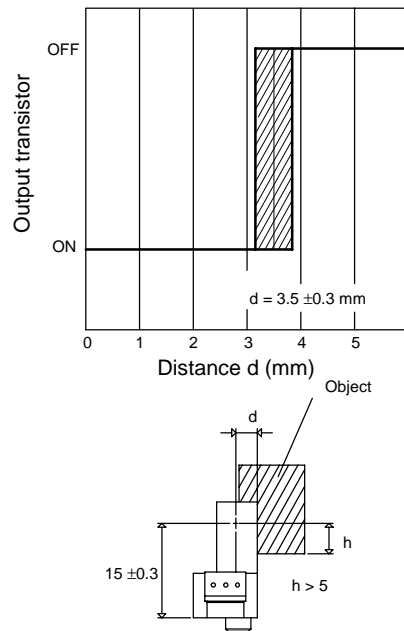
Engineering Data

Note: The operating conditions of the photomicrosensor must be within the absolute maximum rating ranges.

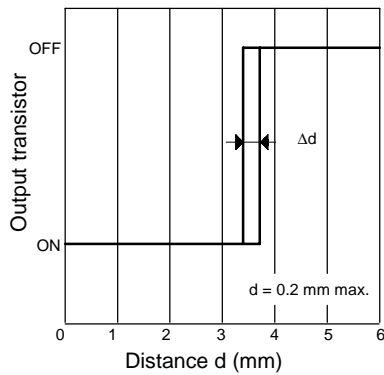
TEMPERATURE CHARACTERISTICS



SENSING POSITION CHARACTERISTICS

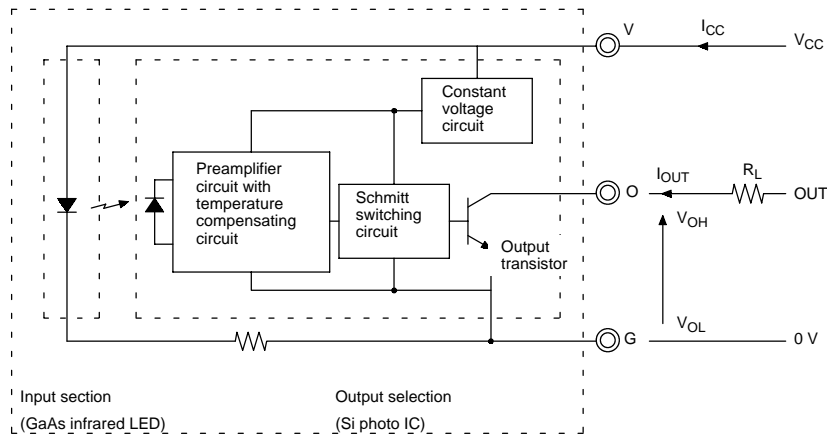


REPEATED SENSING POSITION CHARACTERISTICS

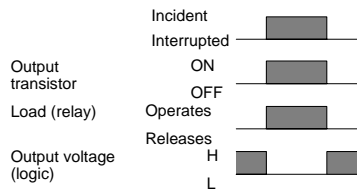


Operation

INTERNAL/EXTERNAL CIRCUIT DIAGRAM



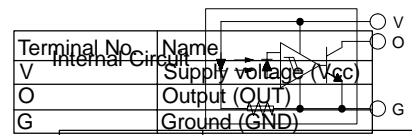
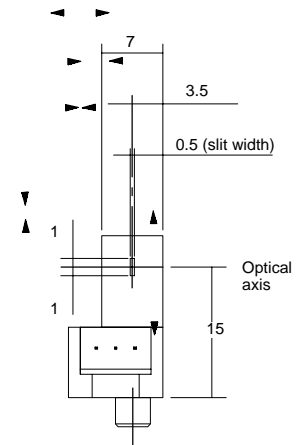
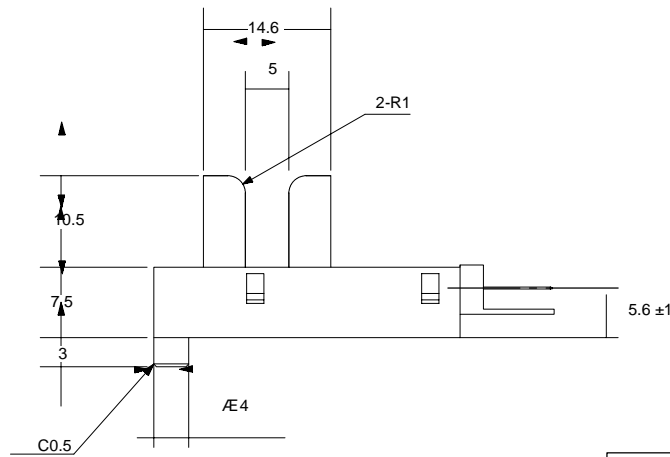
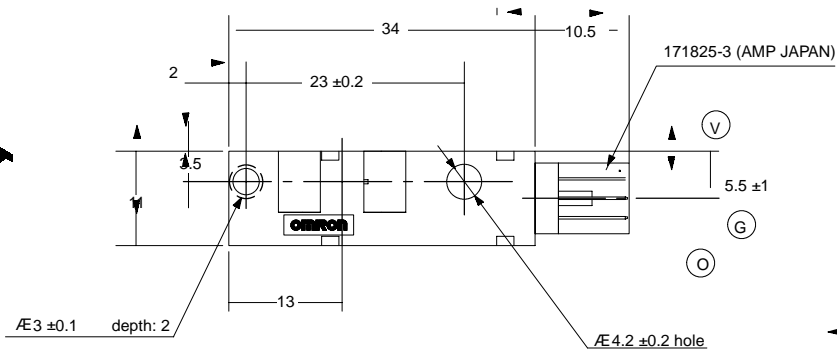
TIMING CHART



Dimensions

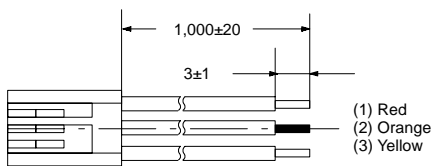
Unit: mm (inch)

EE-SX4009-P1



Terminal No.	Name
V	Supply voltage (Vcc)
O	Output (OUT)
G	Ground (GND)

EE-1005 CONNECTOR



Precautions

Refer to the Technical Information Section for general precautions.

NOTE: DIMENSIONS SHOWN ARE IN MILLIMETERS. To convert millimeters to inches divide by 25.4.

OMRON[®]
OMRON ELECTRONICS, INC.
One East Commerce Drive
Schaumburg, IL 60173
1-800-55-OMRON

OMRON CANADA, INC.
885 Milner Avenue
Scarborough, Ontario M1B 5V8
416-286-6465

Looking for pricing, stock, or lifecycle information?

Click below to explore more details on WIN SOURCE:

 [View EE-SX4009-P10 on WIN SOURCE](#)

 [Omron Information](#)

Optimize Your Supply Chain with WIN SOURCE Solutions

-  Global Sourcing Solution
-  Obsolete Management
-  Cost Control Management
-  Shortage Management
-  Alternative Solution
-  Excess Inventory Management