




THE DATASHEET OF SPU02N-12





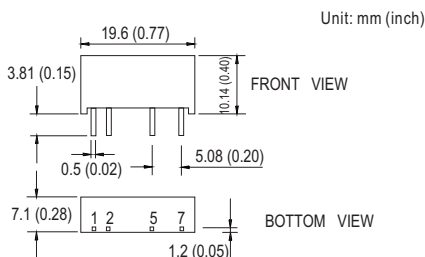
- Features :
 - 3000VDC I/O isolation
 - Internal SMD technology
 - Built-in EMI filter
 - Protection: Short circuit
 - Cooling by free air convection
 - Non-conductive plastic case
 - Single in line package
 - 100% full load burn-in test
 - Low cost / High reliability
 - 2 years warranty



SPECIFICATION

ORDER NO.	SPU02L-05	SPU02M-05	SPU02N-05	SPU02L-12	SPU02M-12	SPU02N-12	SPU02L-15	SPU02M-15	SPU02N-15		
OUTPUT	DC OUTPUT VOLTAGE			12V			15V				
	CURRENT RANGE			33 ~ 167mA			27 ~ 133mA				
	EFFICIENCY (Typ.)	77%	79%	77%	80%	81%	80%	81%	83%	82%	
	RATED POWER										
	RIPPLE & NOISE (max.) Note.2										
	LINE REGULATION Note.3										
	LOAD REGULATION Note.4										
	VOLTAGE ACCURACY										
SWITCHING FREQUENCY											
INPUT	VOLTAGE RANGE		4.5 ~ 5.5V	10.8 ~ 13.2V	21.6 ~ 26.4V	4.5 ~ 5.5V	10.8 ~ 13.2V	21.6 ~ 26.4V	4.5 ~ 5.5V	10.8 ~ 13.2V	21.6 ~ 26.4V
	NORMAL VOLTAGE		5V	12V	24V	5V	12V	24V	5V	12V	24V
	INPUT CURRENT	Full load	520mA	214mA	107mA	520mA	214mA	107mA	520mA	214mA	107mA
		No load	60mA	20mA	15mA	60mA	20mA	15mA	60mA	20mA	15mA
	FILTER		Capacitor type								
PROTECTION		Fuse recommended									
PROTECTION	OVERLOAD		Momentary Protection type : Broken								
	SHORT CIRCUIT		Momentary Protection type : Broken								
ENVIRONMENT	WORKING TEMP.		-40 ~ +71°C (Refer to "Derating Curve")								
	WORKING HUMIDITY		20% ~ 90% RH non-condensing								
	STORAGE TEMP., HUMIDITY		-40 ~ +105°C, 10 ~ 95% RH								
	TEMP. COEFFICIENT		±0.03% / °C (0 ~ 50°C)								
VIBRATION		10 ~ 500Hz, 2G 10min./1 cycle, period for 60min. each along X, Y, Z axes									
SAFETY & EMC	WITHSTAND VOLTAGE		I/P-O/P:3KVDC								
	ISOLATION RESISTANCE		I/P-O/P: 100M Ohms / 500VDC / 25°C / 70% RH								
	ISOLATION CAPACITANCE		80pF max.								
	EMC EMISSION		Compliance to EN55032 Class B, FCC part 15 Class B								
EMC IMMUNITY		Compliance to EN61000-4-2,3,4,5,6,8, light industry level, criteria A									
OTHERS	MTBF		700khrs min. MIL-HDBK-217F(25°C)								
	DIMENSION		19.6*7.1*10.2mm or 0.77**0.28**0.40" inch (L*W*H)								
	WEIGHT		2.3g								

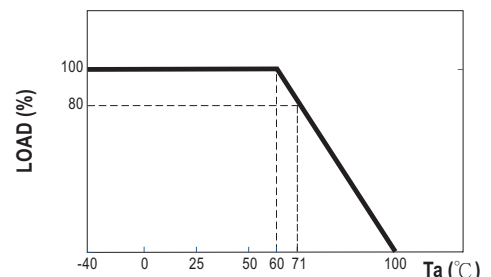
■ Mechanical Specification



■ Pin Configuration

Pin No.	Output
1	+Vin
2	-Vin
5	-Vout
7	+Vout

■ Derating Curve



NOTE

- All parameters are specified at normal input, rated load, 25°C 70% RH ambient.
- Ripple & noise are measured at 20MHz by using a 12" twisted pair terminated with a 0.1uf & 47uf capacitor.
- Line regulation is measured from low line to high line at rated load.
- Load regulation is measured from 20% to 100% rated load.

Looking for pricing, stock, or lifecycle information?

Click below to explore more details on WIN SOURCE:

- [View SPU02N-12 on WIN SOURCE](#)
- [Mean Well Enterprises Co., Ltd. Information](#)

Optimize Your Supply Chain with WIN SOURCE Solutions

- ✓ Global Sourcing Solution
- ✓ Obsolete Management
- ✓ Cost Control Management
- ✓ Shortage Management
- ✓ Alternative Solution
- ✓ Excess Inventory Management