

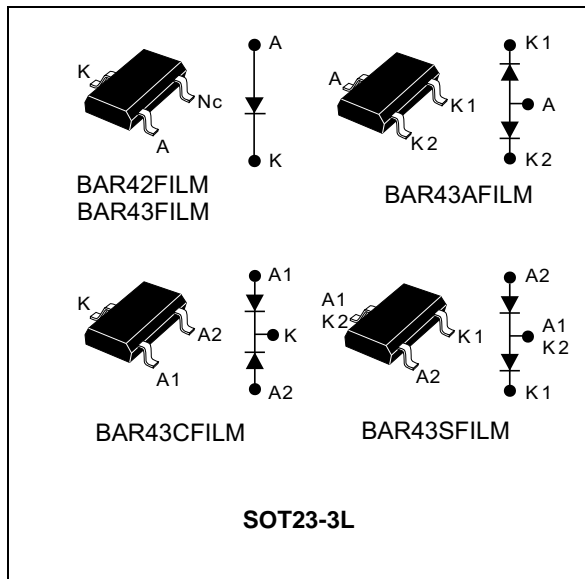


THE DATASHEET OF BAR43AFILM



Small signal Schottky diode

Datasheet - production data


Description

General purpose metal to silicon diodes featuring very low turn-on voltage and fast switching.

Table 1. Device summary

| Symbol | Value |
|-------------|-----------------|
| $I_{F(AV)}$ | 0.1 A |
| V_{RRM} | 30 V |
| T_j | 150 °C |
| V_F (max) | 0.33 and 0.40 V |

Features

- Very small conduction losses
- Negligible switching losses
- Low forward voltage drop
- Surface mount device

1 Characteristics

Table 2. Absolute ratings (limiting values)

| Symbol | Parameter | Value | Unit | |
|--------------------|---|-----------------------------------|------|----|
| V _{DRM} | Repetitive peak off-state voltage | 30 | V | |
| I _{F(AV)} | Continuous forward current | 0.1 | A | |
| I _{FSM} | Surge non repetitive forward current | t _p = 10 ms sinusoidal | 0.75 | A |
| P _{tot} | Power dissipation ⁽¹⁾ | T _{amb} = 25 °C | 250 | mW |
| T _{stg} | Maximum Storage temperature range | - 65 to + 150 | °C | |
| T _j | Maximum operating junction temperature ⁽²⁾ | 150 | °C | |
| T _L | Maximum temperature for soldering during 10 s | 260 | °C | |

1. For double diodes, P_{tot} is the total dissipation of both diodes
2. $\frac{dP_{tot}}{dT_j} < \frac{1}{R_{th(j-a)}}$ condition to avoid thermal runaway for a diode on its own heatsink.

Table 3. Thermal parameter

| Symbol | Parameter | Value | Unit |
|----------------------|------------------------------------|-------|------|
| R _{th(j-a)} | Junction to ambient ⁽¹⁾ | 500 | °C/W |

1. Mounted on epoxy board with recommended pad layout.

Table 4. Static electrical characteristics

| Symbol | Parameter | Test conditions | | Min. | Typ. | Max. | Unit | |
|--------------------|-------------------------|-------------------------|-----------------------------------|-------------------------|------|------|------|---|
| V _{BR} | Breakdown voltage | T _j = 25 °C | I _R = 100 μA | 30 | | | V | |
| I _R (1) | Reverse leakage current | T _j = 25 °C | V _R = V _{RRM} | | | 500 | nA | |
| | | T _j = 100 °C | | | | 100 | μA | |
| V _F (2) | Forward voltage drop | T _j = 25 °C | BAR42 | I _F = 10 mA | | 0.35 | 0.40 | V |
| | | | | I _F = 50 mA | | 0.50 | 0.65 | |
| | | | BAR43 | I _F = 2 mA | 0.26 | | 0.33 | |
| | | | | I _F = 15 mA | | | 0.45 | |
| | | | ALL | I _F = 100 mA | | | 1 | |

1. Pulse test: t_p = 5 ms, δ < 2 %
2. Pulse test: t_p = 380 μs, δ < 2 %

Table 5. Dynamic characteristics (Tj = 25 °C)

| Symbol | Test conditions | Min. | Typ. | Max. | Unit |
|--------|--|------|------|------|------|
| C | Junction capacitance T _j = 25 °C V _R = 1 V F = 1 MHz | | 7 | | pF |
| C | Reverse recovery time I _F = 10 mA I _R = 10 mA T _j = 25 °C I _{rr} = 1 mA R _L = 100 Ω | | | 5 | pF |
| η | Detection efficiency C _L = 300 pF F = 45 MHz T _j = 25 °C V _i = 2 V R _L = 50 Ω | 80 | | | ps |

Figure 1. Forward voltage drop versus forward current (typical values, low level)

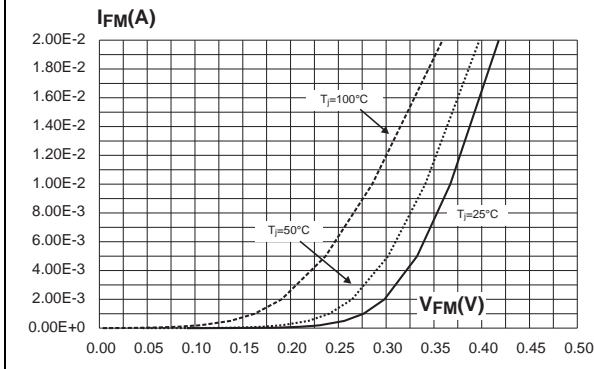


Figure 2. Forward voltage drop versus forward current (typical values, high level)

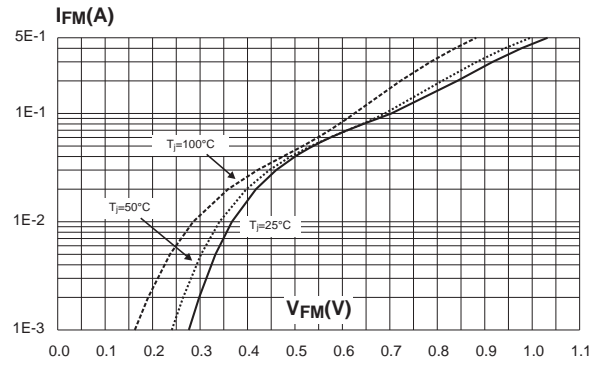


Figure 3. Reverse leakage current versus reverse voltage applied (typical values)

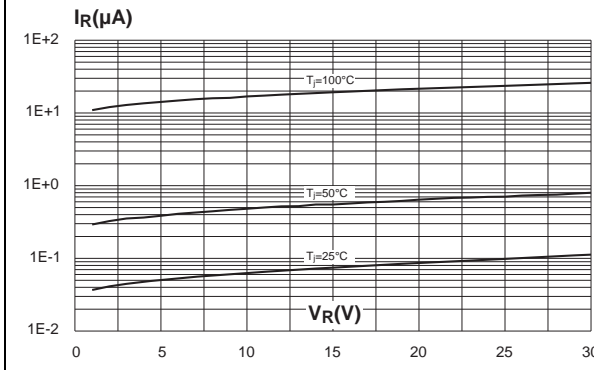
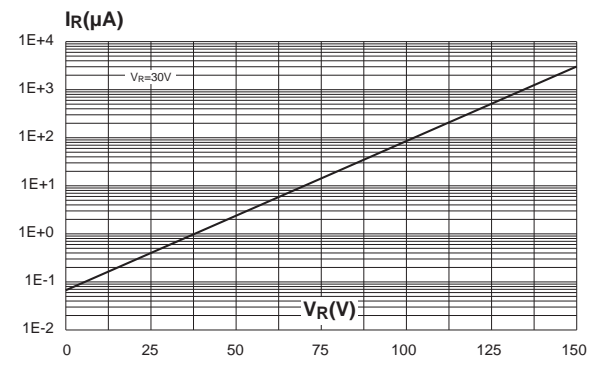


Figure 4. Reverse leakage current versus junction temperature



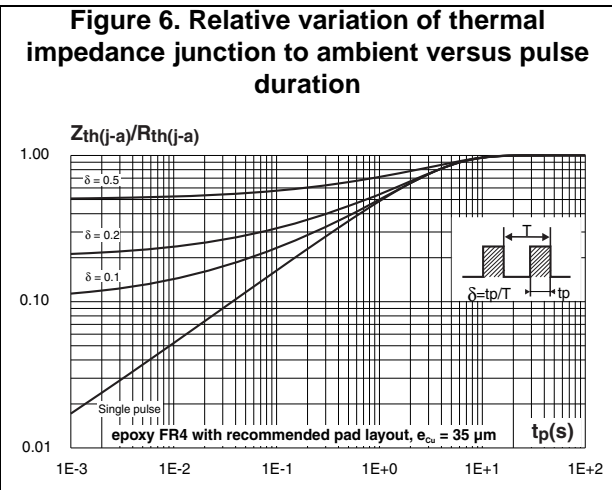
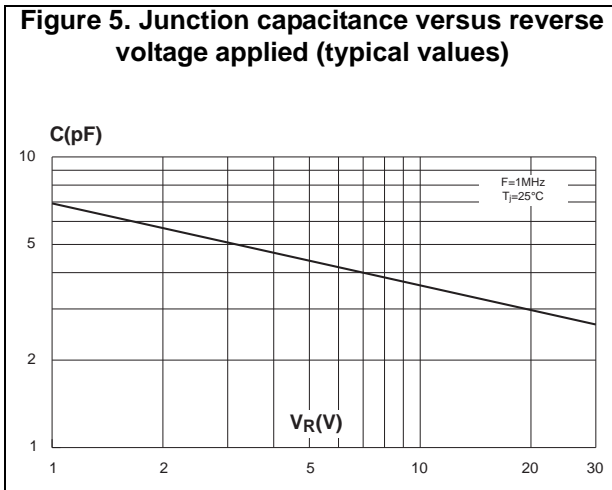
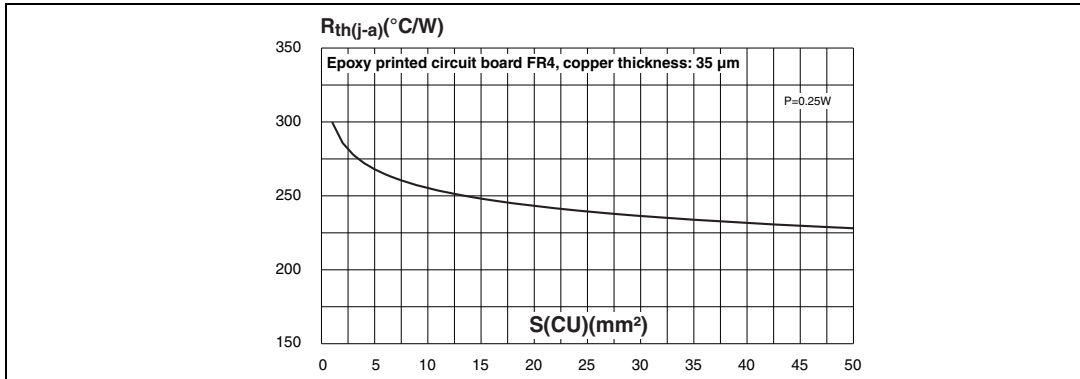


Figure 7. Thermal resistance junction to ambient versus copper surface under each lead



2 Package information

- Epoxy meets UL94, V0
- Lead-free packages

In order to meet environmental requirements, ST offers these devices in different grades of ECOPACK® packages, depending on their level of environmental compliance. ECOPACK® specifications, grade definitions and product status are available at: www.st.com. ECOPACK® is an ST trademark.

Table 6. SOT23-3L dimensions

| Ref. | Dimensions | | | |
|------|-------------|------|------------|-------|
| | Millimeters | | Inches | |
| | Min. | Max. | Min. | Max. |
| A | 0.89 | 1.4 | 0.035 | 0.055 |
| A1 | 0 | 0.1 | 0 | 0.004 |
| B | 0.3 | 0.51 | 0.012 | 0.02 |
| c | 0.085 | 0.18 | 0.003 | 0.007 |
| D | 2.75 | 3.04 | 0.108 | 0.12 |
| e | 0.85 | 1.05 | 0.033 | 0.041 |
| e1 | 1.7 | 2.1 | 0.067 | 0.083 |
| E | 1.2 | 1.6 | 0.047 | 0.063 |
| H | 2.1 | 2.75 | 0.083 | 0.108 |
| L | 0.6 typ. | | 0.024 typ. | |
| S | 0.35 | 0.65 | 0.014 | 0.026 |

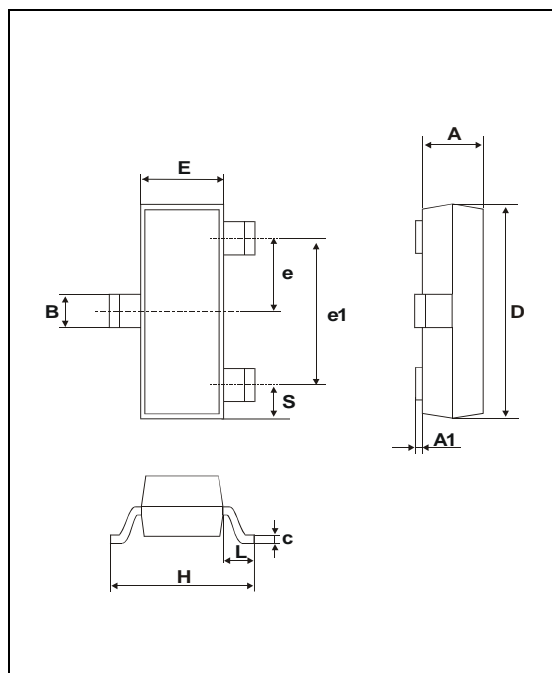
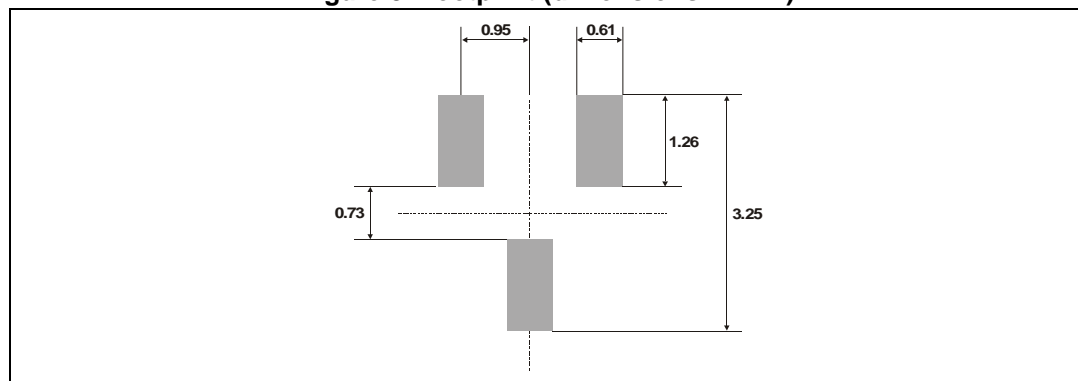


Figure 8. Footprint (dimensions in mm)



3 Ordering information

Table 7. Ordering information

| Order code | Marking | Package | Weight | Base Qty | Delivery mode |
|------------|---------|----------|--------|----------|---------------|
| BAR42FILM | D94 | SOT23-3L | 0.01 g | 3000 | Tape and reel |
| BAR43FILM | D95 | | | | |
| BAR43AFILM | DB1 | | | | |
| BAR43CFILM | DB2 | | | | |
| BAR43SFILM | DA5 | | | | |

4 Revision history

Table 8. Document revision history

| Date | Revision | Changes |
|-------------|----------|-----------------------------------|
| Aug-2001 | 2B | Last release. |
| 16-Apr-2005 | 3 | Layout update. No content change. |
| 23-Apr-2014 | 4 | Updated ECOPACK statement. |
| 18-Jul-2017 | 5 | Updated figure in cover page. |

IMPORTANT NOTICE – PLEASE READ CAREFULLY

STMicroelectronics NV and its subsidiaries ("ST") reserve the right to make changes, corrections, enhancements, modifications, and improvements to ST products and/or to this document at any time without notice. Purchasers should obtain the latest relevant information on ST products before placing orders. ST products are sold pursuant to ST's terms and conditions of sale in place at the time of order acknowledgement.

Purchasers are solely responsible for the choice, selection, and use of ST products and ST assumes no liability for application assistance or the design of Purchasers' products.

No license, express or implied, to any intellectual property right is granted by ST herein.

Resale of ST products with provisions different from the information set forth herein shall void any warranty granted by ST for such product.



ST and the ST logo are trademarks of ST. All other product or service names are the property of their respective owners.

Information in this document supersedes and replaces information previously supplied in any prior versions of this document.

© 2017 STMicroelectronics – All rights reserved

Looking for pricing, stock, or lifecycle information?

Click below to explore more details on WIN SOURCE:

-  [View BAR43AFILM](#) on WIN SOURCE
-  [STMicroelectronics](#) Information

Optimize Your Supply Chain with WIN SOURCE Solutions

-  Global Sourcing Solution
-  Obsolete Management
-  Cost Control Management
-  Shortage Management
-  Alternative Solution
-  Excess Inventory Management