

Product Summary

V _R (V)	I _F (A)	V _F Max @ 400mA (V)	I _R Max @ 30V (μA)
40	0.52	0.5	10

Description

This compact SOD323 packaged Schottky diode offers users an excellent performance combination comprising high-current operation, extremely low leakage and low-forward voltage, ensuring suitability for applications requiring efficient operation at higher temperatures (above +85°C) see Operational Efficiency Chart on page 3.

Applications

- DC-DC converters
- Mobile telecoms
- Charging circuits
- Motor controls

Features and Benefits

- Low Equivalent On-Resistance
- Extremely Low Leakage (10μA @30V)
- High-Current Capability (I_F = 0.52A)
- Low V_F, Fast Switching Schottky
- ZLLS400 Complements Low Temperature Equivalent ZHCS400
- Package Thermally Rated to +150°C
- **Totally Lead-Free & Fully RoHS Compliant (Notes 1 & 2)**
- **Halogen and Antimony Free. "Green" Device (Note 3)**
- **An Automotive Compliant part is available under a separate datasheet ([ZLLS400Q](#))**

Mechanical Data

- Package: SOD323
- Package Material: UL Flammability Classification Rating 94V-0
- Moisture Sensitivity: Level 1 per J-STD-020
- Terminals: Finish - Matte Tin Annealed over Alloy 42 Leadframe. Solderable per MIL-STD-202, Method 208 Ⓢ
- Weight: 0.004 grams (Approximate)

SOD323



Top View

Ordering Information (Note 4)

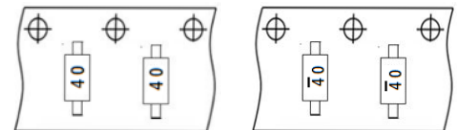
Part Number	Package	Packing	
		Qty.	Carrier
ZLLS400TA	SOD323	3,000	Tape & Reel
ZLLS400TC	SOD323	10,000	Tape & Reel

- Notes:
1. No purposely added lead. Fully EU Directive 2002/95/EC (RoHS), 2011/65/EU (RoHS 2) & 2015/863/EU (RoHS 3) compliant.
 2. See <https://www.diodes.com/quality/lead-free/> for more information about Diodes Incorporated's definitions of Halogen- and Antimony-free, "Green" and Lead-free.
 3. Halogen- and Antimony-free "Green" products are defined as those which contain <900ppm bromine, <900ppm chlorine (<1500ppm total Br + Cl) and <1000ppm antimony compounds.
 4. For packaging details, go to our website at <https://www.diodes.com/design/support/packaging/diodes-packaging/>.

Marking Information



40 & 40 = Product Type Marking Code



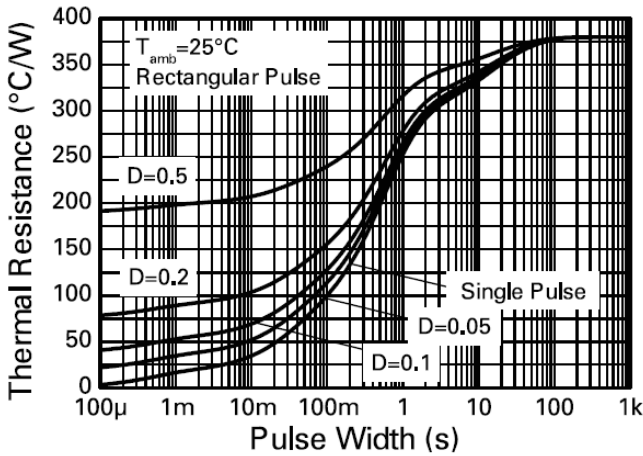
Maximum Ratings (@T_A = +25°C, unless otherwise specified.)

Characteristic	Symbol	Value	Unit	
Continuous Reverse Voltage	V _R	40	V	
Continuous Forward Current	I _F	0.52	A	
Peak Repetitive Forward Current Rectangular Pulse Duty Cycle	I _{FPK}	0.85	A	
Non Repetitive Forward Current		t ≤ 100μs	12	A
		t ≤ 10ms	2.5	A

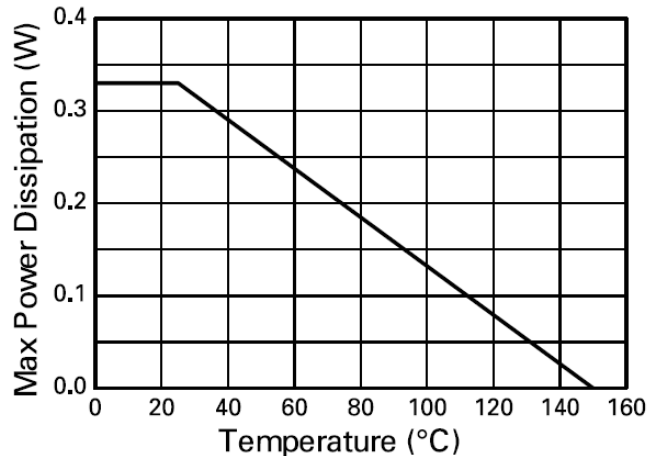
Thermal Characteristics

Characteristic	Symbol	Value	Unit
Power Dissipation (Note 5)	P _D	260	mW
Power Dissipation (Note 6)		370	
Thermal Resistance, Junction to Ambient	(Note 5)	R _{θJA}	480
		(Note 6)	330
Junction Temperature	T _J	+150	°C
Storage Temperature Range	T _{STG}	-55 to +150	°C

Notes: 5. For a device surface mounted on 1*MRP FR-4 PC board, 2oz. in still air conditions.
6. For a device surface mounted on 1inch sq. copper pad, 2oz. in still air conditions.



Transient Thermal Impedance



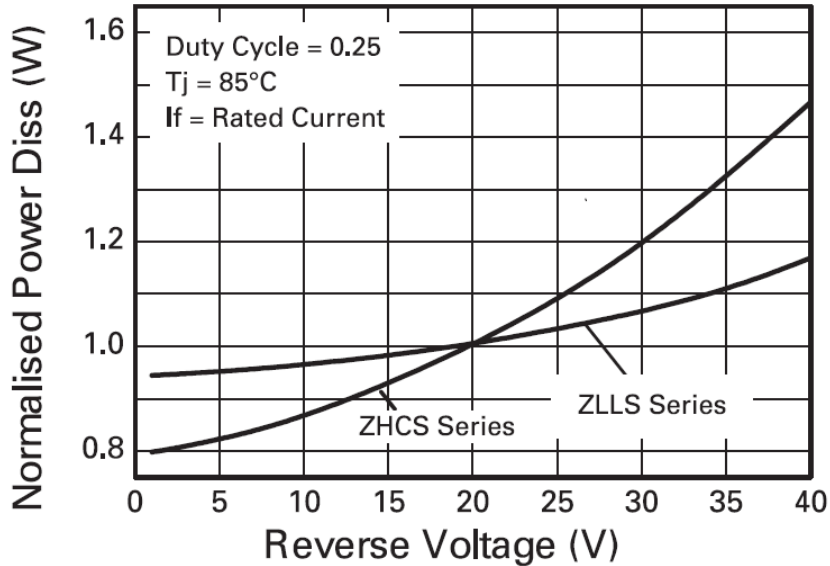
Derating Curve

Electrical Characteristics (@T_A = +25°C, unless otherwise specified.)

Characteristic	Symbol	Min	Typ	Max	Unit	Test Condition
Reverse Breakdown Voltage	V _{(BR)R}	40	60	—	V	I _R = 200μA
Forward Voltage (Note 7)	V _F	—	305	360	mV	I _F = 50mA
		—	335	390		I _F = 100mA
		—	395	450		I _F = 250mA
		—	445	500		I _F = 400mA
		—	550	630		I _F = 750mA
		—	620	710		I _F = 1A
		—	710	800		I _F = 1.5A
		—	405	—		I _F = 400mA, T _A = +100°C
Reverse Current	I _R	—	6	10	μA	V _R = 30V
		—	370	—		V _R = 30V, T _A = +85°C
Diode Capacitance	C _D	—	15	—	pF	f = 1MHz, V _R = 30V
Reverse Recovery Time	t _{RR}	—	3	—	ns	Switched from I _F = 500mA to V _R = 5.5V Measured @
Reverse Recovery Charge	Q _{RR}	—	210	—	pC	I _R = 50mA, di/dt = 500mA/ns R _{SOURCE} = 6Ω, R _{LOAD} = 10Ω

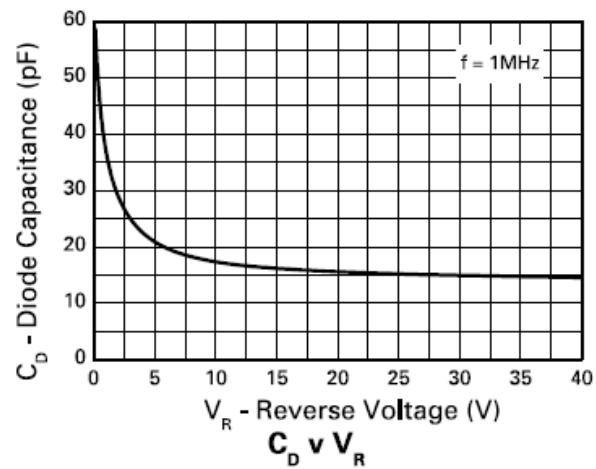
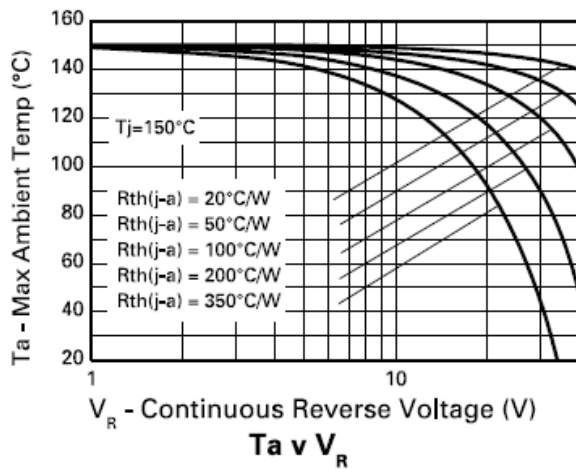
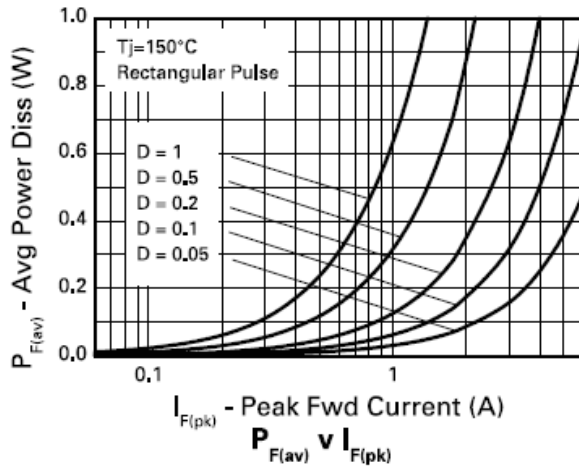
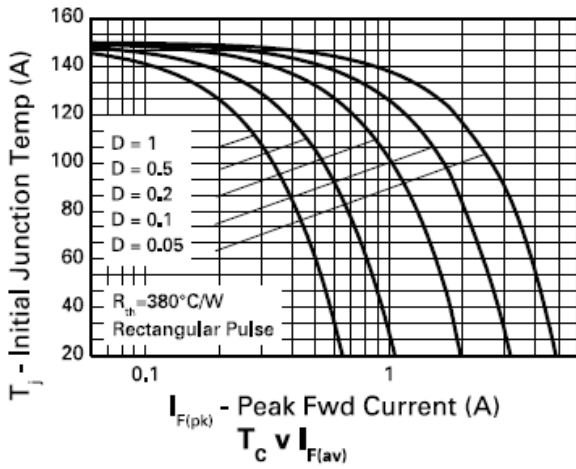
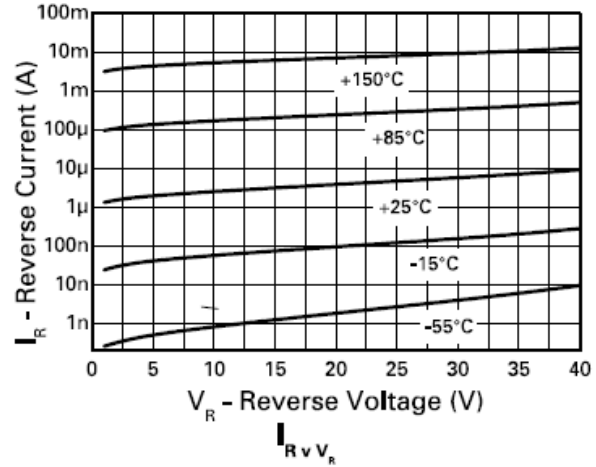
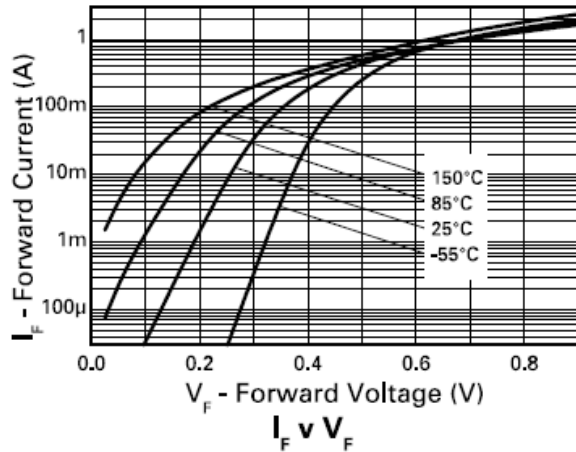
Note: 7. Measured under pulsed conditions. Pulse width = 300μs. Duty cycle ≤ 2%.

Operational Efficiency Chart



Operational Efficiency Example

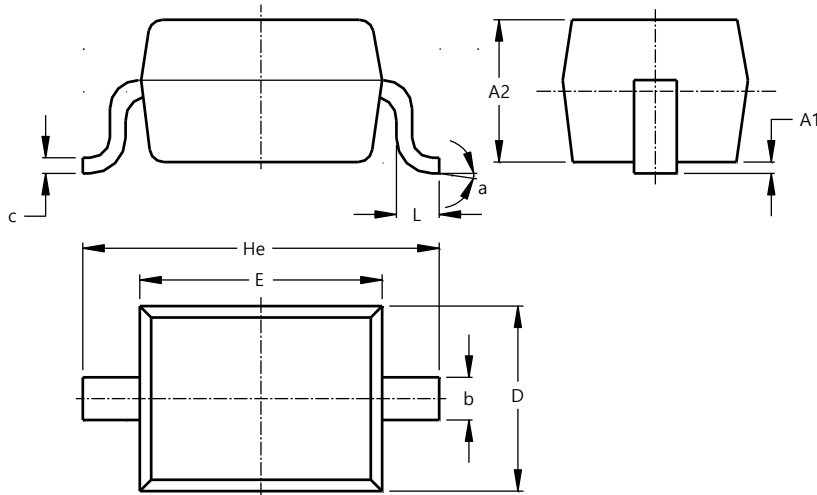
The operational efficiency chart indicates the beneficial use of the ZLLS series diodes in applications requiring higher voltage and higher temperature operation. Circuits requiring low-voltage low-temperature operation will benefit from using Zetex low V_F ZHCS series diodes.



Package Outline Dimensions

Please see <http://www.diodes.com/package-outlines.html> for the latest version.

SOD323

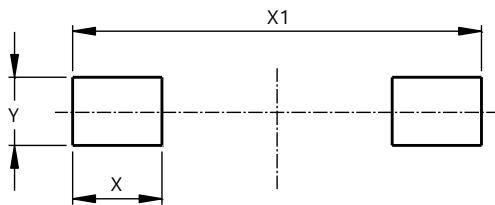


SOD323			
Dim	Min	Max	Typ
A1	--	0.10	0.05
A2	1.00	1.10	1.05
b	0.25	0.35	0.30
c	0.10	0.15	0.11
D	1.20	1.40	1.30
E	1.60	1.80	1.70
He	2.30	2.70	2.50
L	0.20	0.40	0.30
a	0°	8°	--
All Dimensions in mm			

Suggested Pad Layout

Please see <http://www.diodes.com/package-outlines.html> for the latest version.

SOD323



Dimensions	Value (in mm)
X	0.590
X1	2.700
Y	0.450

IMPORTANT NOTICE

1. DIODES INCORPORATED (Diodes) AND ITS SUBSIDIARIES MAKE NO WARRANTY OF ANY KIND, EXPRESS OR IMPLIED, WITH REGARDS TO ANY INFORMATION CONTAINED IN THIS DOCUMENT, INCLUDING, BUT NOT LIMITED TO, THE IMPLIED WARRANTIES OF MERCHANTABILITY, FITNESS FOR A PARTICULAR PURPOSE OR NON-INFRINGEMENT OF THIRD PARTY INTELLECTUAL PROPERTY RIGHTS (AND THEIR EQUIVALENTS UNDER THE LAWS OF ANY JURISDICTION).
2. The Information contained herein is for informational purpose only and is provided only to illustrate the operation of Diodes' products described herein and application examples. Diodes does not assume any liability arising out of the application or use of this document or any product described herein. This document is intended for skilled and technically trained engineering customers and users who design with Diodes' products. Diodes' products may be used to facilitate safety-related applications; however, in all instances customers and users are responsible for (a) selecting the appropriate Diodes products for their applications, (b) evaluating the suitability of Diodes' products for their intended applications, (c) ensuring their applications, which incorporate Diodes' products, comply the applicable legal and regulatory requirements as well as safety and functional-safety related standards, and (d) ensuring they design with appropriate safeguards (including testing, validation, quality control techniques, redundancy, malfunction prevention, and appropriate treatment for aging degradation) to minimize the risks associated with their applications.
3. Diodes assumes no liability for any application-related information, support, assistance or feedback that may be provided by Diodes from time to time. Any customer or user of this document or products described herein will assume all risks and liabilities associated with such use, and will hold Diodes and all companies whose products are represented herein or on Diodes' websites, harmless against all damages and liabilities.
4. Products described herein may be covered by one or more United States, international or foreign patents and pending patent applications. Product names and markings noted herein may also be covered by one or more United States, international or foreign trademarks and trademark applications. Diodes does not convey any license under any of its intellectual property rights or the rights of any third parties (including third parties whose products and services may be described in this document or on Diodes' website) under this document.
5. Diodes' products are provided subject to Diodes' Standard Terms and Conditions of Sale (<https://www.diodes.com/about/company/terms-and-conditions/terms-and-conditions-of-sales/>) or other applicable terms. This document does not alter or expand the applicable warranties provided by Diodes. Diodes does not warrant or accept any liability whatsoever in respect of any products purchased through unauthorized sales channel.
6. Diodes' products and technology may not be used for or incorporated into any products or systems whose manufacture, use or sale is prohibited under any applicable laws and regulations. Should customers or users use Diodes' products in contravention of any applicable laws or regulations, or for any unintended or unauthorized application, customers and users will (a) be solely responsible for any damages, losses or penalties arising in connection therewith or as a result thereof, and (b) indemnify and hold Diodes and its representatives and agents harmless against any and all claims, damages, expenses, and attorney fees arising out of, directly or indirectly, any claim relating to any noncompliance with the applicable laws and regulations, as well as any unintended or unauthorized application.
7. While efforts have been made to ensure the information contained in this document is accurate, complete and current, it may contain technical inaccuracies, omissions and typographical errors. Diodes does not warrant that information contained in this document is error-free and Diodes is under no obligation to update or otherwise correct this information. Notwithstanding the foregoing, Diodes reserves the right to make modifications, enhancements, improvements, corrections or other changes without further notice to this document and any product described herein. This document is written in English but may be translated into multiple languages for reference. Only the English version of this document is the final and determinative format released by Diodes.
8. Any unauthorized copying, modification, distribution, transmission, display or other use of this document (or any portion hereof) is prohibited. Diodes assumes no responsibility for any losses incurred by the customers or users or any third parties arising from any such unauthorized use.
9. This Notice may be periodically updated with the most recent version available at <https://www.diodes.com/about/company/terms-and-conditions/important-notice>

The Diodes logo is a registered trademark of Diodes Incorporated in the United States and other countries.
All other trademarks are the property of their respective owners.
© 2023 Diodes Incorporated. All Rights Reserved.

www.diodes.com

Looking for pricing, stock, or lifecycle information?

Click below to explore more details on WIN SOURCE:

 [View ZLLS400TC on WIN SOURCE](#)

 [Diodes Incorporated](#) Information

Optimize Your Supply Chain with WIN SOURCE Solutions

-  Global Sourcing Solution
-  Obsolete Management
-  Cost Control Management
-  Shortage Management
-  Alternative Solution
-  Excess Inventory Management