THE DATASHEET OF

009162006216175

SIM CARD CONNECTORS

Slide-In SIM 9162-200



The standard SIM connector is specifically designed for handheld devices requir- ing secure subscriber identification.

Following on from the introduction of our standard SIM block with an offering of 3 standard heights, 0.80mm, 1.60mm, or 2.40mm, KYOCERA AVX is now adding another standard to the 9162 series SIM connectors, the slide-in SIM.

Unlike SIM blocks which require SIM card guides to aid insertion, removal and retention of the SIM card, the slide-in SIM has guides as part of the connector mold design.

Contacts are stamped, gold plated, rated 0.5A, and 5000 mechanical cycles.

Our contact design is specifically rounded to avoid any possible damage during and after card insertion to the card itself, assuming normal use. The design also incorporates protection features to avoid contact damage during this operation such as contact snagging.

Please contact the appropriate sales office for further details of this service.

APPLICATIONS

- Cellular Phones
- Radios

FEATURES AND BENEFITS

- Produced for use with mini SIM cards.
- The insulator is molded from high temperature plastic enabling the connector to be used in convection or infrared soldering processes.
- Supplied on tape and reel packaging for pick and place assembly.
- The all plastic design, assuming normal use prevents damage to the SIM card on insertion.
- Optional SMT contact size:
  - Standard SMT contact size – 1.60mm x 1.60mm
  - Narrow SMT contact size – 1.05mm x 0.60mm
- RoHS Compliant available.

ELECTRICAL

- Current Rating: 0.5 Amp / Contact
- Voltage Rating: 50 VAC

ENVIRONMENTAL

- Operating Temperature: -55ºC to +105ºC

MECHANICAL

- Insulator Material: Nylon 46 UL94HB
- Contact Material: Phosphor Bronze
- Plating: Gold over Nickel
- Durability: 5,000 Cycles

HOW TO ORDER

00	9162	006	2X	6	175
Prefix	**Series**	**Number of Contacts**	**SIM Type** 20 = Standard SMT Foot Slide-in SIM Reader 21 = Narrow SMT Foot Slide-in SIM Reader	**Plating Option** 6 = Selective Gold Pure Tin Tails	**Connector Height** 175 = 1.750mm See pages 64 & 65

RoHS COMPLIANT

The Important Information/Disclaimer is incorporated in the catalog where these specifications came from or available online at www.avx.com/disclaimer/ by reference and should be reviewed in full before placing any order.

WIDE SMT FOOT VERSION

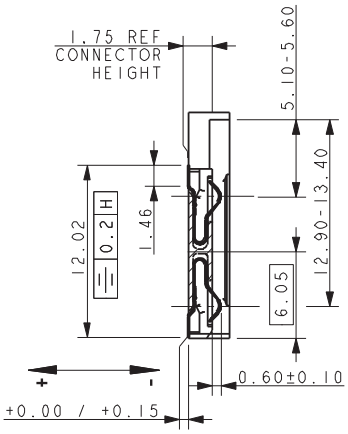

SECTION Z-Z

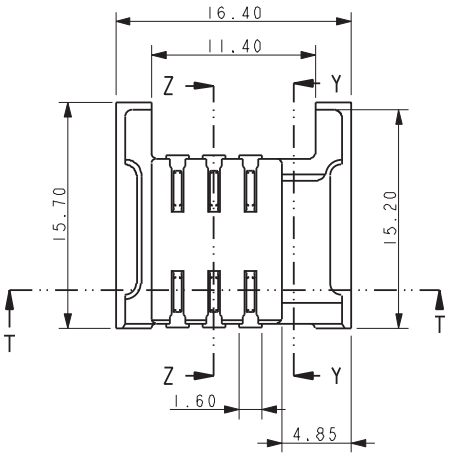

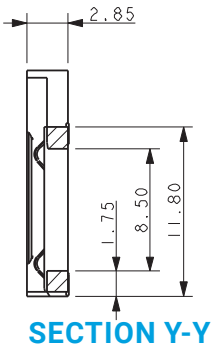

SECTION Y-Y

SECTION
Z-Z
CONTACTS
DEFLECTED

CONTACT TAILS
WITHIN 0.10mm
COPLANARITY
TOLERANCE
SINGLE ROW

PART SECTION Z-Z
ROTATED THRO 90°

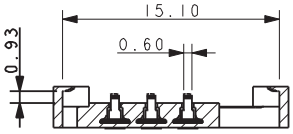

SECTION T-T

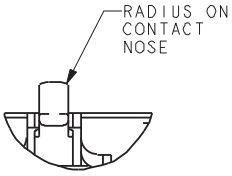

DETAIL A

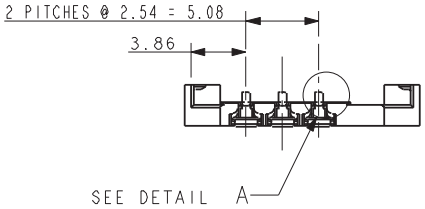

CONTACT FUNCTIONS (ISO78161):
1. SSUPPLY VOLTAGE Vcc.
2. RESET
3. CLOCK
4. GROUND
5. PROGRAM VOLTAGE Vpp.
6. I/0

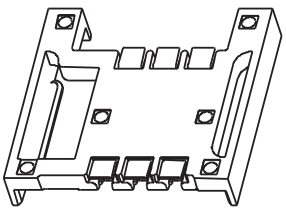

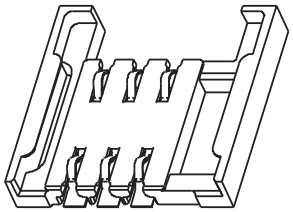

NOTES:
1. SALES DRAWING FOR SLIDE IN SIM READER.
2. FOR PRODUCT SPECIFICATION REFER TO ELCO SPEC. 201-01-085.
3. GENERAL TOLERANCE ±0.20 UNLESS OTHERWISE STATED.
4. INSULATOR MATERIAL:NYLON GLASS FILLED.
5. CONTACT MATERIAL COPPER ALLOY: SIM CONTACTS NOSE PLATED WITH GOLD, SMT PADS PLATED WITH PURE TIN.
6. PACKING DETAILS SEE PAGE 75.

PAD LAYOUT

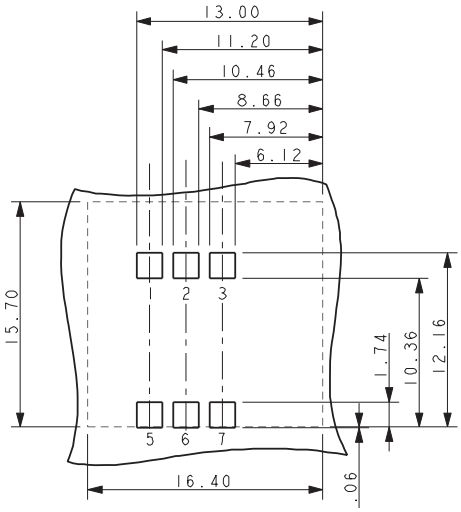

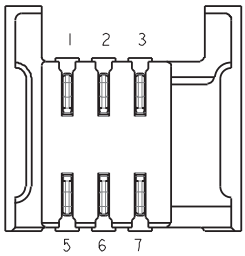

SIM
ORIENTATION

The Important Information/Disclaimer is incorporated in the catalog where these specifications came from or available online at www.avx.com/disclaimer/ by reference and should be reviewed in full before placing any order.

NARROW SMT FOOT VERSION

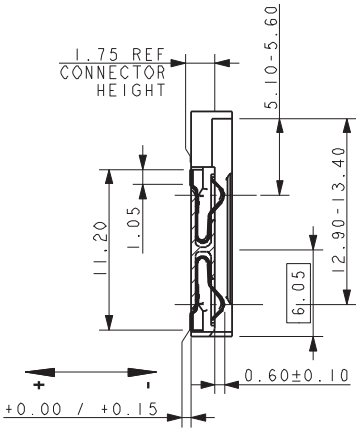

SECTION Z-Z

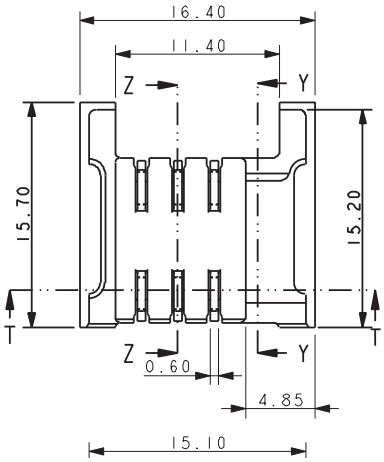

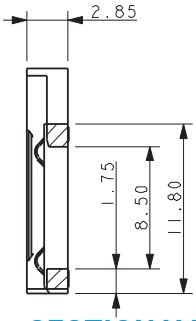

SECTION Y-Y

SECTION
Z-Z
CONTACTS
DEFLECTED

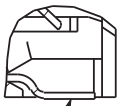

CONTACT TAILS
WITHIN 0.10mm
COPLANARITY
TOLERANCE
SINGLE ROW

PART SECTION Z-Z
ROTATED THRO' 90°

PART SECTION Z-Z
ROTATED THRO 90°

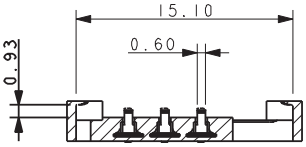

SECTION T-T

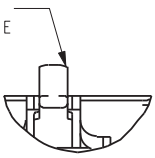

DETAIL A

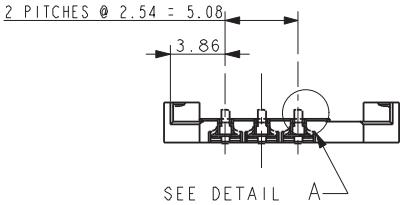

CONTACT FUNCTIONS (ISO78161):
1. SSUPPLY VOLTAGE Vcc.
2. RESET
3. CLOCK
4. GROUND
5. PROGRAM VOLTAGE Vpp.
6. I/0

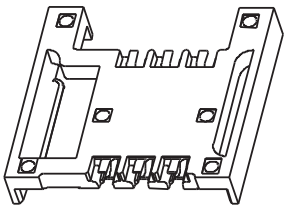

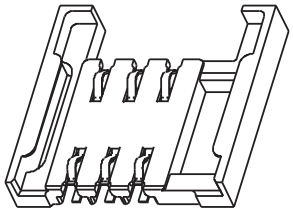

PAD LAYOUT

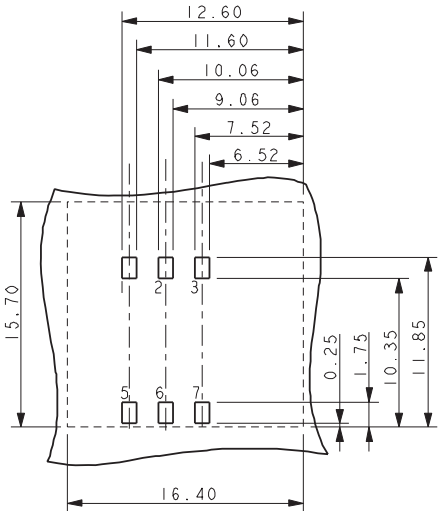

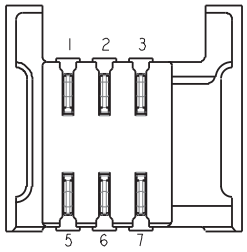

SIM
ORIENTATION

NOTES:
1. SALES DRAWING FOR SLIDE IN SIM READER.
2. FOR PRODUCT SPECIFICATION REFER TO ELCO SPEC. 201-01-085.
3. GENERAL TOLERANCE ±0.20 UNLESS OTHERWISE STATED.
4. INSULATOR MATERIAL:NYLON GLASS FILLED.
5. CONTACT MATERIAL COPPER ALLOY: SIM CONTACTS NOSE PLATED WITH GOLD, SMT PADS PLATED WITH PURE TIN.
6. PACKING DETAILS SEE PAGE 75.

The Important Information/Disclaimer is incorporated in the catalog where these specifications came from or available online at www.avx.com/disclaimer/ by reference and should be reviewed in full before placing any order.

PACKING DETAILS

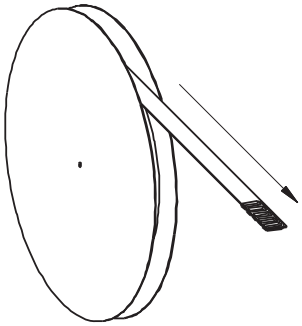

(SHOWING USER DIRECTION OF FEED)

Reel Size 380mm Dia.

REEL QTY	1100
LEADER	500MM
TRAILER	500MM
REELS/BOX	4
PACK QTY	4400

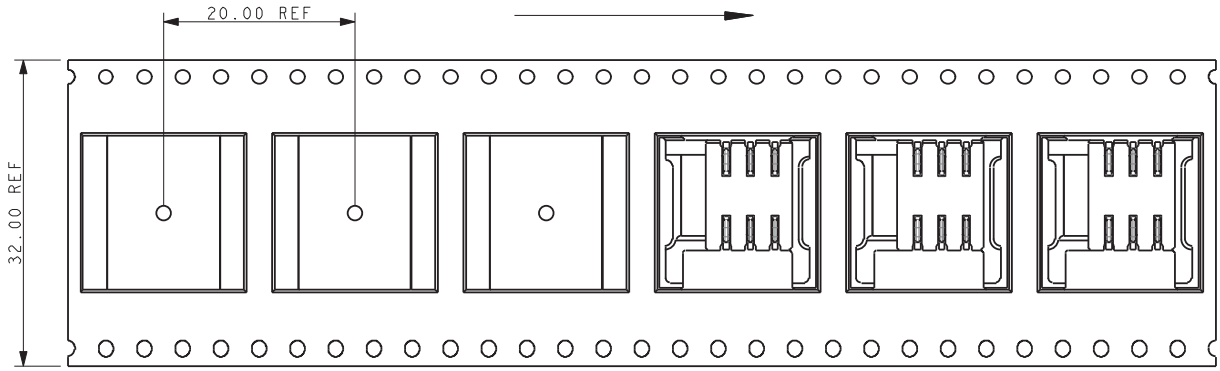

Looking for pricing, stock, or lifecycle information?

Click below to explore more details on WIN SOURCE:

- View 009162006216175 on WIN SOURCE
- AVX Corp/Kyocera Corp Information

Optimize Your Supply Chain with WIN SOURCE Solutions

- Global Sourcing Solution
- Obsolete Management
- Cost Control Management
- Shortage Management
- Alternative Solution
- Excess Inventory Management