
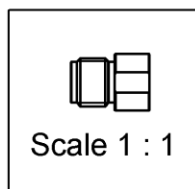
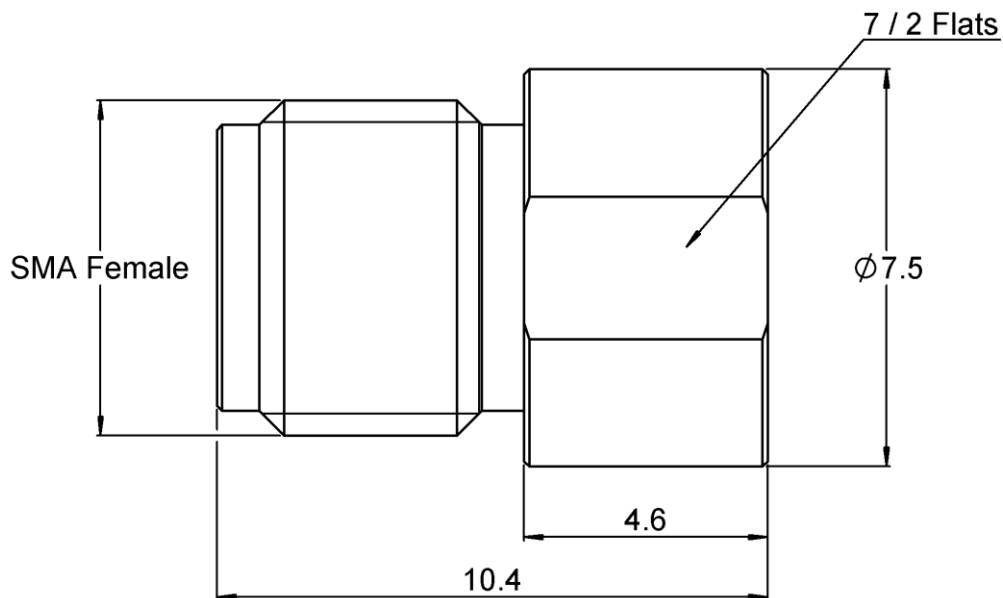




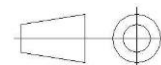
**THE DATASHEET OF
R404N04000**



PAGE 1/2	ISSUE 11-04-16A	SERIES TERMINATION	PART NUMBER R404N04000
----------	-----------------	------------------------------	-------------------------------



All dimensions are in mm.



COMPONENTS	MATERIALS	PLATING (μm)
Body	STAINLESS STEEL	GOLD OVER NICKEL
Center contact	BERYLLIUM COPPER	GOLD OVER NICKEL
Outer contact	-	-
Insulator	PTFE	
Gasket	-	
Substrate	ALUMINA CERAMIC	
Resistor	THICK FILM	
Others parts	-	-

PAGE 2/2	ISSUE 11-04-16A	SERIES TERMINATION	PART NUMBER R404N04000
----------	-----------------	-----------------------	-------------------------------

ELECTRICAL CHARACTERISTICS

Frequency (GHz)	DC - 8	8 - 12.4	12.4 - 22	22 - 26.5
V.S.W.R (≤)	1.10	1.15	1.20	1.35

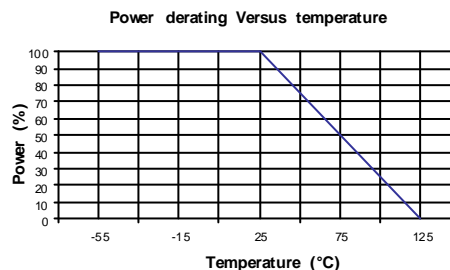
Operating Frequency Range	DC - 26.5	GHz
Impedance	50	Ω
DC Resistance	50	Ω ± 5%
Peak power at 25°C (1μs, 1%)	100	W
Average power at 25°C	2 *	W (Free Air Cooled)
		W (Conduction Cooled)

MECHANICAL CHARACTERISTICS

Connectors	SMA	Female	MIL C 39012
Weight	2,1400	g	

ENVIRONMENTAL CHARACTERISTICS

Operating temperature range	-55/+125	°C
Storage temperature range	-55/+125	°C



SPECIFICATION



OTHER CHARACTERISTICS

IP67 in mated conditions

*** Compliant with endurance requirement per MIL DTL 39030**

Looking for pricing, stock, or lifecycle information?

Click below to explore more details on WIN SOURCE:

-  [View R404N04000 on WIN SOURCE](#)
-  [Radiall USA, Inc. Information](#)

Optimize Your Supply Chain with WIN SOURCE Solutions

-  Global Sourcing Solution
-  Obsolete Management
-  Cost Control Management
-  Shortage Management
-  Alternative Solution
-  Excess Inventory Management