



THE DATASHEET OF

99



RUGGED STEEL BATTERY CLIPS

"AA" - "C" - "D"

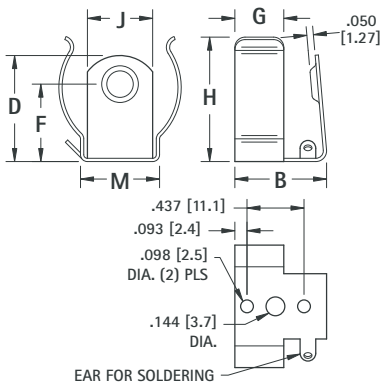
Refer to page 36 for Battery Contact Layout & Mounting Details

SPECIFICATIONS Clips: Spring Steel, Nickel Plate **Contact Eyelets:** Brass, Nickel Plate
Insulating Washers: Moisture Proof, Resin Impregnated Fibre **Solder Lugs:** Brass, Tin Plate

- Available with insulated or non-insulated contact. Positive contact grips battery securely.



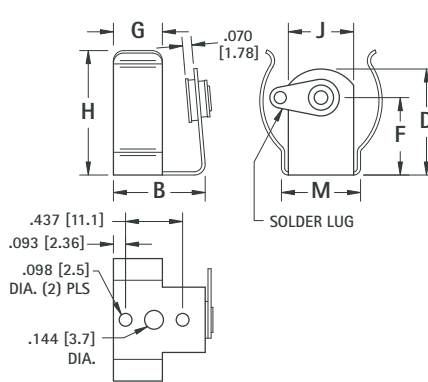
86
89
99



DWG. 1
Non-Insulated Contact



87
88
100



DWG. 2
Insulated Contact

CAT. NO.	DWG. NO.	B	D	F	G	H	J	M	STEEL THICKNESS	BATTERY DIAMETER MIN. - MAX.	CELL SIZE
86	1	.703 (17.9)	.812 (20.6)	.593 (15.1)	.375 (9.5)	.937 (23.8)	.500 (12.7)	.605 (15.4)	.020 (.51)	.875 to 1.125 (22.2 to 28.6)	"C"
87	2	.703 (17.9)	.812 (20.6)	.593 (15.1)	.375 (9.5)	.937 (23.8)	.500 (12.7)	.605 (15.4)	.020 (.51)	.875 to 1.125 (22.2 to 28.6)	"C"
88	2	.775 (19.7)	1.075 (27.3)	.750 (19.1)	.437 (11.1)	1.187 (30.1)	.500 (12.7)	.609 (15.5)	.020 (.51)	1.187 to 1.350 (30.1 to 34.3)	"D"
89	1	.775 (19.7)	1.075 (27.3)	.750 (19.1)	.437 (11.1)	1.187 (30.1)	.500 (12.7)	.609 (15.5)	.020 (.51)	1.187 to 1.350 (30.1 to 34.3)	"D"
99	1	.703 (17.9)	.609 (15.5)	.375 (9.5)	.375 (9.5)	.609 (15.5)	.312 (7.9)	.353 (9.0)	.015 (.39)	.531 to .650 (13.5 to 16.5)	"AA"
100	2	.703 (17.9)	.609 (15.5)	.375 (9.5)	.375 (9.5)	.609 (15.5)	.312 (7.9)	.353 (9.0)	.015 (.39)	.531 to .650 (13.5 to 16.5)	"AA"

ECONOMY CONTACTS

"AA" - "C" - "D"

Refer to page 36 for Battery Contact Layout & Mounting Details

- Designed for mounting in self-contained, non-metallic battery compartments.
- Reliable spring tension assures low contact resistance.
- Recessed contact holds battery in place.
- All clips have anti-rotation tab.


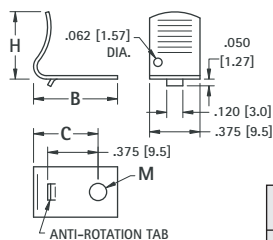


FIG. 1



MATERIAL: .016 (.41) Spring Steel, Nickel Plate

CAT. NO.	FIG. NO.	B	C	H	M	CELL SIZE
206	1	.625 (15.9)	.480 (12.2)	.500 (12.7)	.128 (3.3)	"AA"
207	2	.687 (17.4)	.547 (13.9)	.875 (22.2)	.128 (3.3)	"C"
208	2	.750 (19.1)	.562 (14.3)	1.260 (32.0)	.128 (3.3)	"D"

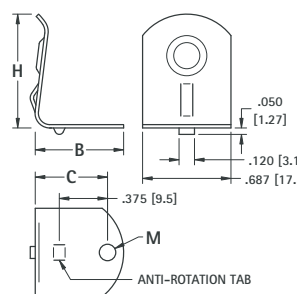

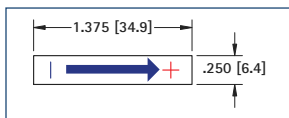


FIG. 2

POLARITY INDICATING LABEL

- No Gluing or Wetting Needed
- Economical
- Pressure Sensitive Adhesive Back
- Adheres To All Surfaces

Recommended where proper polarity of battery insertion or circuit polarity is to be shown. Labels are two color, (+) positive side red; arrow, (-) negative side blue.

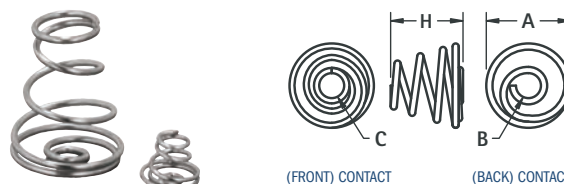


CAT. NO. 58

BATTERY SPRING CONTACTS

"A" - "AA" - "C" - "D"

Easy to assemble with eyelets or rivets. Refer to page 136.



CAT. NO.	H	A	B	C	MATERIAL	CELL SIZE
211	.290 (7.4)	.335 (8.5)	.100 (2.5)	.140 (3.6)	.025 (.64) Dia. Spring Steel, Nickel Plate	"2/3 A" - "AA"
211-D	.850 (21.6)	.650 (16.5)	.162 (4.1)	.300 (7.6)	.040 (1.0) Dia. Spring Steel, Nickel Plate	"C" - "D"

INSULATED POLARIZING WASHERS

Prevents improper connection of battery which may cause damage to electronic equipment. Washers hold securely when snapped over eyelets. Used on our standardized battery holders. For "AA", "C" & "D" cells.





CAT. NO. 59 (RED)

CAT. NO. 60 (BLACK)

MATERIAL: Molded Polyethylene

Looking for pricing, stock, or lifecycle information?

Click below to explore more details on WIN SOURCE:

-  [View 99](#) on WIN SOURCE
-  [Keystone Electronics](#) Information

Optimize Your Supply Chain with WIN SOURCE Solutions

-  Global Sourcing Solution
-  Obsolete Management
-  Cost Control Management
-  Shortage Management
-  Alternative Solution
-  Excess Inventory Management