



**THE DATASHEET OF
BAS86-M-08**



Small Signal Schottky Diode



DESIGN SUPPORT TOOLS click logo to get started



MECHANICAL DATA

Case: MiniMELF (SOD-80)

Weight: approx. 31 mg

Cathode band color: black

Packaging codes/options:

18/10K per 13" reel (8 mm tape), 10K/box

08/2.5K per 7" reel (8 mm tape), 12.5K/box

FEATURES

- For general purpose applications
- This diode features low turn-on voltage. The devices are protected by a PN junction guard ring against excessive voltage, such as electrostatic discharges
- Metal-on-silicon Schottky barrier device which is protected by a PN junction guard ring
- The low forward voltage drop and fast switching make it ideal for protection of MOS devices, steering, biasing and coupling diodes for fast switching and low logic level applications
- AEC-Q101 qualified
- Material categorization: for definitions of compliance please see www.vishay.com/doc?99912



RoHS
COMPLIANT
HALOGEN
FREE

APPLICATIONS

- Applications where a very low forward voltage is required

PARTS TABLE

PART	ORDERING CODE	CIRCUIT CONFIGURATION	REMARKS
BAS86-M	BAS85-M-18 or BAS86-M-08	Single	Tape and reel

ABSOLUTE MAXIMUM RATINGS ($T_{amb} = 25\text{ }^{\circ}\text{C}$, unless otherwise specified)

PARAMETER	TEST CONDITION	SYMBOL	VALUE	UNIT
Continuous reverse voltage		V_R	50	V
Forward continuous current ⁽¹⁾		I_F	200	mA
Repetitive peak forward current ⁽¹⁾	$t_p \leq 1\text{ s}$, $\delta \leq 0.5$	I_{FRM}	500	mA
Power dissipation ⁽¹⁾		P_{tot}	200	mW

Note

⁽¹⁾ Valid provided that electrodes are kept at ambient temperature

THERMAL CHARACTERISTICS ($T_{amb} = 25\text{ }^{\circ}\text{C}$, unless otherwise specified)

PARAMETER	TEST CONDITION	SYMBOL	VALUE	UNIT
Thermal resistance junction to ambient air ⁽¹⁾		R_{thJA}	300	K/W
Junction temperature		T_j	125	$^{\circ}\text{C}$
Ambient operating temperature range		T_{amb}	-65 to +125	$^{\circ}\text{C}$
Storage temperature range		T_S	-65 to +150	$^{\circ}\text{C}$

Note

⁽¹⁾ Valid provided that electrodes are kept at ambient temperature

ELECTRICAL CHARACTERISTICS ($T_{amb} = 25\text{ }^{\circ}\text{C}$, unless otherwise specified)

PARAMETER	TEST CONDITION	SYMBOL	MIN.	TYP.	MAX.	UNIT
Reverse breakdown voltage	$I_R = 10\text{ }\mu\text{A}$ (pulsed)	$V_{(BR)}$	50			V
Leakage current	$V_R = 40\text{ V}$	I_R			5	μA
Forward voltage	Pulse test $t_p < 300\text{ }\mu\text{s}$, $I_F = 0.1\text{ mA}$, $\delta < 2\%$	V_F		200	300	mV
	Pulse test $t_p < 300\text{ }\mu\text{s}$, $I_F = 1\text{ mA}$, $\delta < 2\%$	V_F		275	380	mV
	Pulse test $t_p < 300\text{ }\mu\text{s}$, $I_F = 10\text{ mA}$, $\delta < 2\%$	V_F		365	450	mV
	Pulse test $t_p < 300\text{ }\mu\text{s}$, $I_F = 30\text{ mA}$, $\delta < 2\%$	V_F		460	600	mV
	Pulse test $t_p < 300\text{ }\mu\text{s}$, $I_F = 100\text{ mA}$, $\delta < 2\%$	V_F		700	900	mV
Diode capacitance	$V_R = 1\text{ V}$, $f = 1\text{ MHz}$	C_D			8	pF
Reverse recovery time	$I_F = 10\text{ mA}$, $I_R = 10\text{ mA}$, $i_R = 1\text{ mA}$	t_{rr}			5	ns

TYPICAL CHARACTERISTICS ($T_{amb} = 25\text{ }^{\circ}\text{C}$, unless otherwise specified)

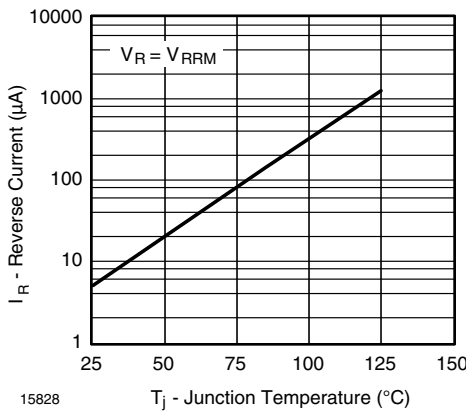
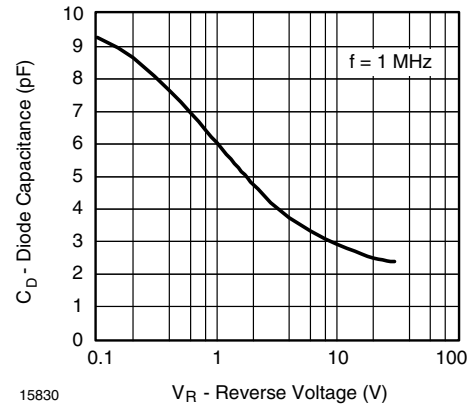
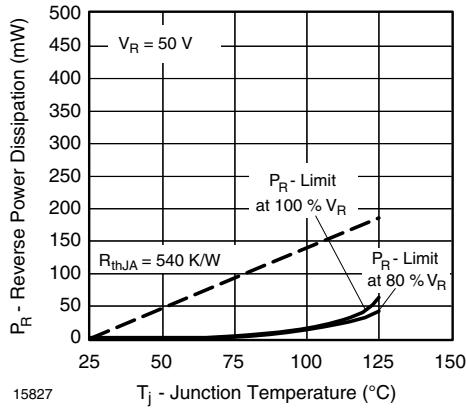


Fig. 2 - Reverse Current vs. Junction Temperature

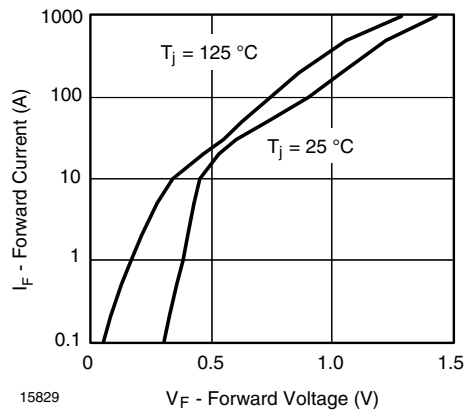
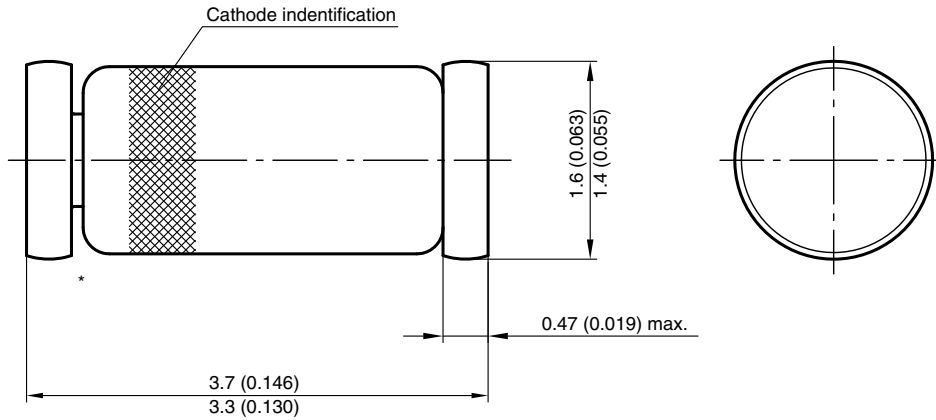


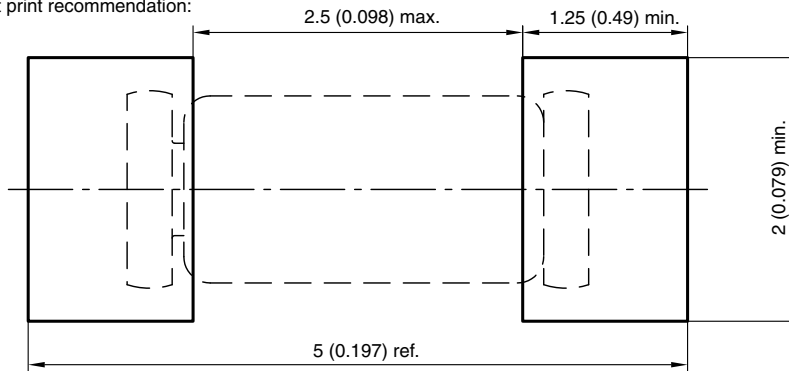
Fig. 3 - Forward Current vs. Forward Voltage

PACKAGE DIMENSIONS in millimeters (inches): **MiniMELF (SOD-80)**



* The gap between plug and glass can be either on cathode or anode side

Foot print recommendation:



Document no.: 6.560-5005.01-4
 Rev. 8 - Date: 07.June.2006
 96 12070



Disclaimer

ALL PRODUCT, PRODUCT SPECIFICATIONS AND DATA ARE SUBJECT TO CHANGE WITHOUT NOTICE TO IMPROVE RELIABILITY, FUNCTION OR DESIGN OR OTHERWISE.

Vishay Intertechnology, Inc., its affiliates, agents, and employees, and all persons acting on its or their behalf (collectively, "Vishay"), disclaim any and all liability for any errors, inaccuracies or incompleteness contained in any datasheet or in any other disclosure relating to any product.

Vishay makes no warranty, representation or guarantee regarding the suitability of the products for any particular purpose or the continuing production of any product. To the maximum extent permitted by applicable law, Vishay disclaims (i) any and all liability arising out of the application or use of any product, (ii) any and all liability, including without limitation special, consequential or incidental damages, and (iii) any and all implied warranties, including warranties of fitness for particular purpose, non-infringement and merchantability.

Statements regarding the suitability of products for certain types of applications are based on Vishay's knowledge of typical requirements that are often placed on Vishay products in generic applications. Such statements are not binding statements about the suitability of products for a particular application. It is the customer's responsibility to validate that a particular product with the properties described in the product specification is suitable for use in a particular application. Parameters provided in datasheets and / or specifications may vary in different applications and performance may vary over time. All operating parameters, including typical parameters, must be validated for each customer application by the customer's technical experts. Product specifications do not expand or otherwise modify Vishay's terms and conditions of purchase, including but not limited to the warranty expressed therein.

Except as expressly indicated in writing, Vishay products are not designed for use in medical, life-saving, or life-sustaining applications or for any other application in which the failure of the Vishay product could result in personal injury or death. Customers using or selling Vishay products not expressly indicated for use in such applications do so at their own risk. Please contact authorized Vishay personnel to obtain written terms and conditions regarding products designed for such applications.

No license, express or implied, by estoppel or otherwise, to any intellectual property rights is granted by this document or by any conduct of Vishay. Product names and markings noted herein may be trademarks of their respective owners.

Looking for pricing, stock, or lifecycle information?

Click below to explore more details on WIN SOURCE:

 [View BAS86-M-08 on WIN SOURCE](#)

 [Vishay Information](#)

Optimize Your Supply Chain with WIN SOURCE Solutions

-  Global Sourcing Solution
-  Obsolete Management
-  Cost Control Management
-  Shortage Management
-  Alternative Solution
-  Excess Inventory Management