



**THE DATASHEET OF
BZG04-22-HM3-08**





Zener Diodes with Surge Current Specification



SMA (DO-214AC)

ADDITIONAL RESOURCES



3D Models

PRIMARY CHARACTERISTICS		
PARAMETER	VALUE	UNIT
V _Z range nom.	10 to 270	V
Test current I _{ZT}	2 to 50	mA
V _{BR}	9.4 to 251	V
V _{WM}	8.2 to 220	V
P _{PPM}	300	W
T _J max.	150	°C
V _Z specification	Pulse current	
Circuit configuration	Single	
Polarity	Uni-directional	

FEATURES

- High reliability
- Stand-off voltage range 8.2 V to 220 V
- Excellent clamping capability
- Fast response time
- AEC-Q101 qualified available
- Base P/N-M3 - halogen-free, RoHS-compliant, and commercial grade
- Base P/NHM3 - halogen-free, RoHS-compliant, and AEC-Q101 qualified
- Material categorization: for definitions of compliance please see www.vishay.com/doc?99912



RoHS
COMPLIANT
HALOGEN
FREE

APPLICATIONS

- Protection from high voltage, high energy transients

ORDERING INFORMATION			
DEVICE NAME	ORDERING CODE	TAPED UNITS PER REEL	MINIMUM ORDER QUANTITY
BZG04-M-series	BZG04xxx-M3-08	1500 per 7" reel	6000/box
BZG04-M-series	BZG04xxx-M3-18	6000 per 13" reel	6000/box
BZG04-M-series	BZG04xxx-HM3-08	1500 per 7" reel	6000/box
BZG04-M-series	BZG04xxx-HM3-18	6000 per 13" reel	6000/box

PACKAGE				
PACKAGE NAME	WEIGHT	MOLDING COMPOUND FLAMMABILITY RATING	MOISTURE SENSITIVITY LEVEL	SOLDERING CONDITIONS
SMA (DO-214AC)	73 mg	UL 94 V-0	MSL level 1 (according J-STD-020)	Peak temperature max. 260 °C

ABSOLUTE MAXIMUM RATINGS (T _{amb} = 25 °C, unless otherwise specified)					
PARAMETER	TEST CONDITION	SYMBOL	VALUE	UNIT	
Power dissipation	R _{thJA} < 25 K/W	P _{tot}	3000	mW	
	R _{thJA} < 100 K/W	P _{tot}	1250	mW	
Non repetitive peak surge power dissipation	t _p = 10/1000 μs exp. pulse, T _J = 25 °C prior to surge	P _{ZSM}	300	W	
Peak forward surge current	10 ms single half sine wave	I _{FSM}	50	A	
Junction to lead		R _{thJL}	25	K/W	
Junction to ambient air	Mounted on epoxy-glass hard tissue, fig. 1a	R _{thJA}	150	K/W	
	Mounted on epoxy-glass hard tissue, fig. 1b	R _{thJA}	125	K/W	
	Mounted on Al-oxide-ceramic (Al ₂ O ₃), fig. 1b	R _{thJA}	100	K/W	
Junction temperature		T _J	150	°C	
Storage temperature range		T _{stg}	-65 to +150	°C	
Operating temperature range		T _{op}	-65 to +150	°C	
Forward voltage (max.)	I _F = 0.5 A	V _F	1.2	V	



ELECTRICAL CHARACTERISTICS ($T_{amb} = 25\text{ }^{\circ}\text{C}$, unless otherwise specified)										
PART NUMBER	ZENER VOLTAGE RANGE	TEST CURRENT	STAND OFF VOLTAGE		BREAKDOWN VOLTAGE	CLAMPING VOLTAGE ⁽¹⁾		TEMPERATURE COEFFICIENT		JUNCTION CAPACITANCE
	V_Z at I_{ZT1}	I_{ZT1}	V_R at I_R		$V_{(BR)}$ at I_{ZT1}	$V_{CL(R)}$ at I_{PP}	I_{PP}	TK_{VZ} at I_{ZT1}		C_j at $V_R = 0\text{ V}$, $f = 1\text{ MHz}$
	V	mA	V	μA	V	V	A	%/K		pF
	NOM.			MAX.	MIN.	MIN.		TYP.	MAX.	TYP.
BZG04-8V2-M	10	50	8.2	20	9.4	14.8	20.3	0.05	0.09	1200
BZG04-9V1-M	11	50	9.1	5	10.4	15.7	19.1	0.05	0.1	1100
BZG04-10-M	12	50	10	5	11.4	17	17.7	0.05	0.1	1000
BZG04-11-M	13	50	11	5	12.4	18.9	15.9	0.05	0.1	850
BZG04-12-M	15	50	12	5	13.8	20.9	14.4	0.05	0.1	815
BZG04-13-M	16	25	13	5	15.3	22.9	13.1	0.06	0.11	785
BZG04-15-M	18	25	15	5	16.8	25.6	11.7	0.06	0.11	710
BZG04-16-M	20	25	16	5	18.8	28.4	10.6	0.06	0.11	655
BZG04-18-M	22	25	18	5	20.8	31	9.7	0.06	0.11	610
BZG04-20-M	24	25	20	5	22.8	33.8	8.9	0.06	0.11	570
BZG04-22-M	27	25	22	5	25.1	38.1	7.9	0.06	0.11	545
BZG04-24-M	30	25	24	5	28	42.2	7.1	0.06	0.11	505
BZG04-27-M	33	25	27	5	31	46.2	6.5	0.06	0.11	475
BZG04-30-M	36	10	30	5	34	50.1	6	0.06	0.11	450
BZG04-33-M	39	10	33	5	37	54.1	5.5	0.06	0.11	420
BZG04-36-M	43	10	36	5	40	60.7	4.9	0.07	0.12	390
BZG04-39-M	47	10	39	5	44	65.5	4.6	0.07	0.12	370
BZG04-43-M	51	10	43	5	48	70.8	4.2	0.07	0.12	350
BZG04-47-M	56	10	47	5	52	78.6	3.8	0.07	0.12	330
BZG04-51-M	62	10	51	5	58	86.5	3.5	0.08	0.13	310
BZG04-56-M	68	10	56	5	64	94.4	3.2	0.08	0.13	291
BZG04-62-M	75	10	62	5	70	103.5	2.9	0.08	0.13	280
BZG04-68-M	82	10	68	5	77	114	2.6	0.08	0.13	275
BZG04-75-M	91	5	75	5	85	126	2.4	0.09	0.13	260
BZG04-82-M	100	5	82	5	94	139	2.2	0.09	0.13	250
BZG04-91-M	110	5	91	5	104	152	2	0.09	0.13	243
BZG04-100-M	120	5	100	5	114	167	1.8	0.09	0.13	170
BZG04-110-M	130	5	110	5	124	185	1.6	0.09	0.13	153
BZG04-120-M	150	5	120	5	138	204	1.5	0.09	0.13	150
BZG04-130-M	160	5	130	5	153	224	1.3	0.09	0.13	145
BZG04-150-M	180	5	150	5	168	249	1.2	0.09	0.13	140
BZG04-160-M	200	5	160	5	188	276	1.1	0.09	0.13	135
BZG04-180-M	220	2	180	5	208	305	1	0.09	0.13	131
BZG04-200-M	240	2	200	5	228	336	0.9	0.09	0.13	122
BZG04-220-M	270	2	220	5	251	380	0.8	0.09	0.13	120

Note

⁽¹⁾ 10/1000 μs pulse

BASIC CHARACTERISTICS ($T_{amb} = 25\text{ }^{\circ}\text{C}$, unless otherwise specified)

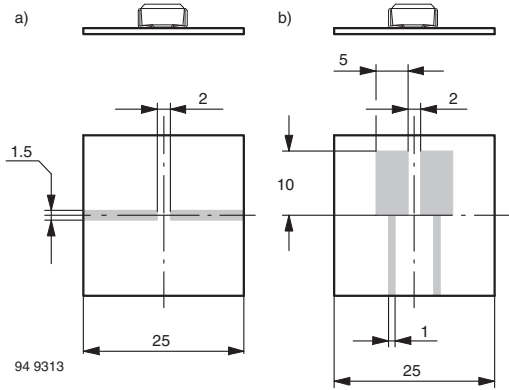


Fig. 1 - Boards for R_{thJA} Definition (Copper Overlay 35 μ)

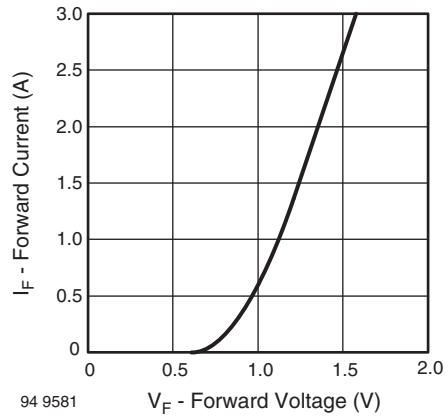


Fig. 3 - Forward Current vs. Forward Voltage

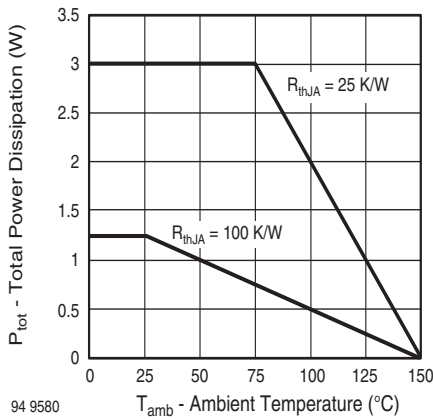


Fig. 2 - Typ. Total Power Dissipation vs. Ambient Temperature

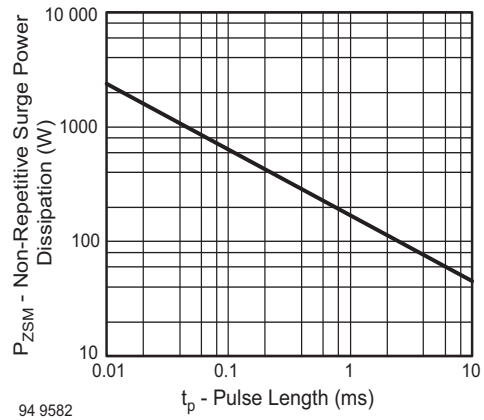


Fig. 4 - Non Repetitive Surge Power Dissipation vs. Pulse Length

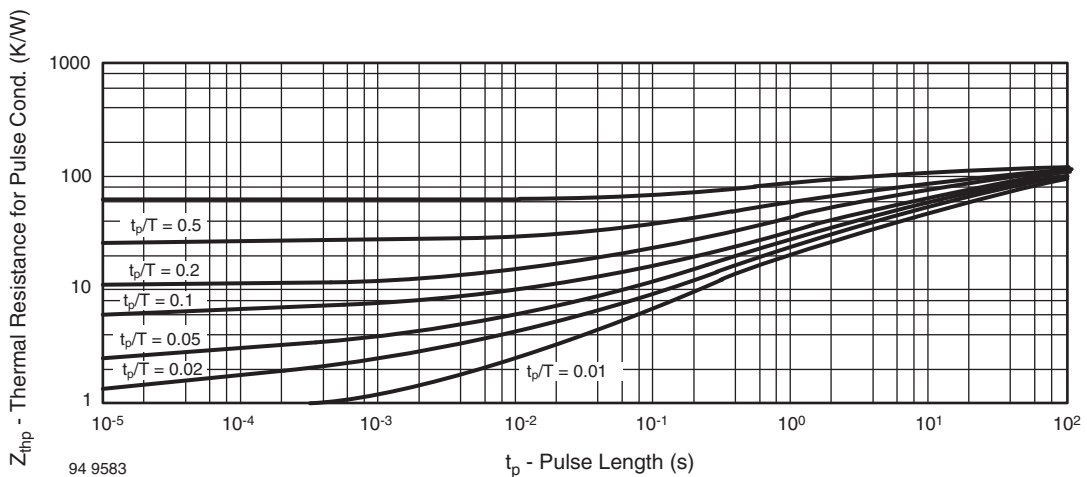
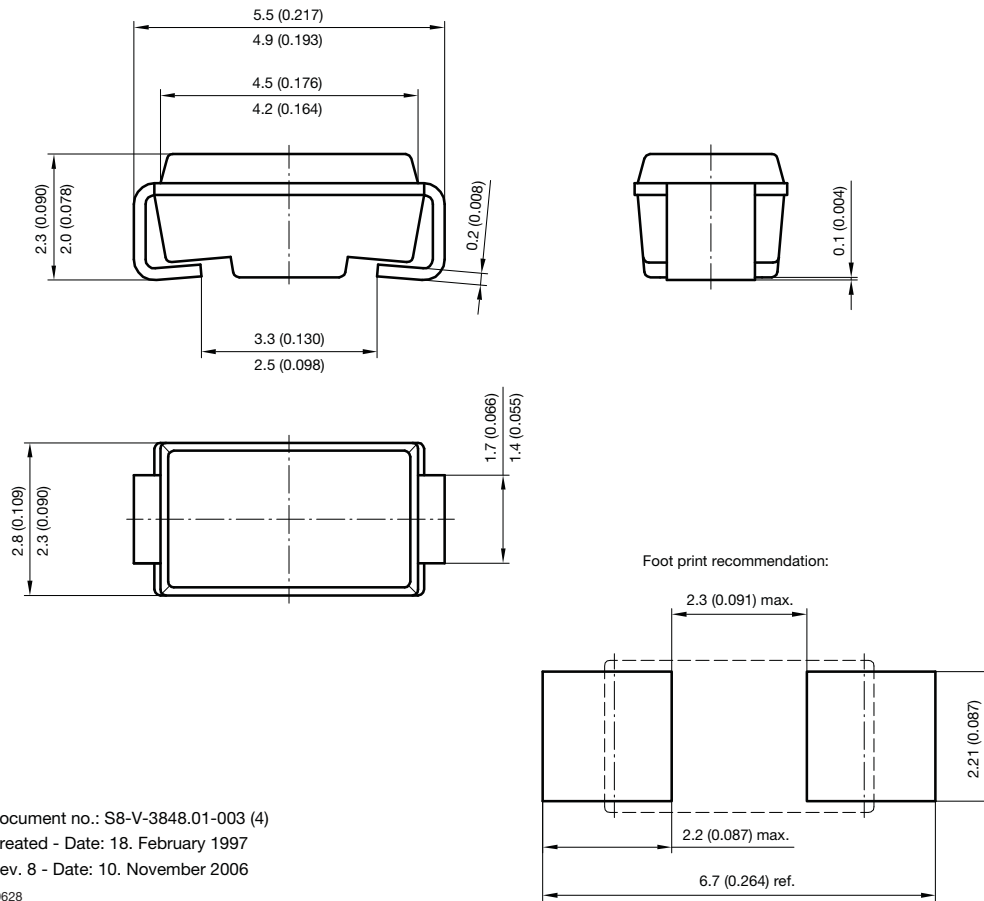


Fig. 5 - Thermal Response



PACKAGE DIMENSIONS in millimeters (inches): **SMA (DO-214AC)**



Document no.: S8-V-3848.01-003 (4)
Created - Date: 18. February 1997
Rev. 8 - Date: 10. November 2006
19628



Disclaimer

ALL PRODUCT, PRODUCT SPECIFICATIONS AND DATA ARE SUBJECT TO CHANGE WITHOUT NOTICE TO IMPROVE RELIABILITY, FUNCTION OR DESIGN OR OTHERWISE.

Vishay Intertechnology, Inc., its affiliates, agents, and employees, and all persons acting on its or their behalf (collectively, "Vishay"), disclaim any and all liability for any errors, inaccuracies or incompleteness contained in any datasheet or in any other disclosure relating to any product.

Vishay makes no warranty, representation or guarantee regarding the suitability of the products for any particular purpose or the continuing production of any product. To the maximum extent permitted by applicable law, Vishay disclaims (i) any and all liability arising out of the application or use of any product, (ii) any and all liability, including without limitation special, consequential or incidental damages, and (iii) any and all implied warranties, including warranties of fitness for particular purpose, non-infringement and merchantability.

Statements regarding the suitability of products for certain types of applications are based on Vishay's knowledge of typical requirements that are often placed on Vishay products in generic applications. Such statements are not binding statements about the suitability of products for a particular application. It is the customer's responsibility to validate that a particular product with the properties described in the product specification is suitable for use in a particular application. Parameters provided in datasheets and / or specifications may vary in different applications and performance may vary over time. All operating parameters, including typical parameters, must be validated for each customer application by the customer's technical experts. Product specifications do not expand or otherwise modify Vishay's terms and conditions of purchase, including but not limited to the warranty expressed therein.

Hyperlinks included in this datasheet may direct users to third-party websites. These links are provided as a convenience and for informational purposes only. Inclusion of these hyperlinks does not constitute an endorsement or an approval by Vishay of any of the products, services or opinions of the corporation, organization or individual associated with the third-party website. Vishay disclaims any and all liability and bears no responsibility for the accuracy, legality or content of the third-party website or for that of subsequent links.

Except as expressly indicated in writing, Vishay products are not designed for use in medical, life-saving, or life-sustaining applications or for any other application in which the failure of the Vishay product could result in personal injury or death. Customers using or selling Vishay products not expressly indicated for use in such applications do so at their own risk. Please contact authorized Vishay personnel to obtain written terms and conditions regarding products designed for such applications.

No license, express or implied, by estoppel or otherwise, to any intellectual property rights is granted by this document or by any conduct of Vishay. Product names and markings noted herein may be trademarks of their respective owners.

Looking for pricing, stock, or lifecycle information?

Click below to explore more details on WIN SOURCE:

 [View BZG04-22-HM3-08 on WIN SOURCE](#)

 [Vishay Information](#)

Optimize Your Supply Chain with WIN SOURCE Solutions

-  Global Sourcing Solution
-  Obsolete Management
-  Cost Control Management
-  Shortage Management
-  Alternative Solution
-  Excess Inventory Management