



**THE DATASHEET OF
CHL8112A-08CRT**



FEATURES

- 5-phase dual output PWM Controller
- Phases are flexibly assigned between Loops 1 & 2
- AMD® SVI/G34 & Memory MPoL modes
- Dual OCP support for I-spike enhanced AMD CPUs
- SMB_Alert Pin for Servers
- PMBus Address pin or Variable Gate Drive (CHL8112A)
- 2nd Temperature Sense (CHL8112B)
- Overclocking & Gaming Mode with Vmax setting
- Switching frequency from 200kHz to 1.2MHz per phase
- CHiL Efficiency Shaping Features including Variable Gate Drive (CHL8112A only), Dynamic Phase Control
- Programmable 1-phase or 2-phase for Light Loads and Active Diode Emulation for Very Light Loads
- CHiL Adaptive Transient Algorithm (ATA) on both loops minimizes output bulk capacitors and system cost
- Designed for use with coupled inductors
- Auto-Phase Detection with auto-compensation
- Per-Loop Fault Protection: OVP, UVP, OCP, OTP, CFP
- I2C/SMBus/PMBus system interface for telemetry of Temperature, Voltage, Current & Power for both loops
- Non-Volatile Memory (NVM) for custom configuration
- Compatible with CHiL ATL and 3.3V tri-state Drivers
- +3.3V supply voltage; 0°C to 85°C ambient operation
- Pb-Free, RoHS, 6x6 40 pin QFN package

DESCRIPTION

The CHL8112A/B are dual-loop digital multi-phase buck controllers that drive up to 5 phases. The CHL8112A/B is fully AMD® SVI compliant on both loops and provides a Vtt tracking function for DDR memory.

NVM storage saves pins and enables a small package size.

The CHL8112A/B includes the CHiL Efficiency Shaping Technology to deliver exceptional efficiency at minimum cost across the entire load range. CHiL Variable Gate Drive optimizes the MOSFET gate drive voltage as a function of real-time load current. CHiL Dynamic Phase Control adds/drops active phases based upon load current. The CHL8112A/B can be configured to enter 1-phase operation and active diode emulation mode automatically or by command.

CHiL's unique Adaptive Transient Algorithm (ATA), based on proprietary non-linear digital PWM algorithms, minimizes output bulk capacitors. In addition, a coupled inductor mode, with phases added/dropped in pairs, enables further improvement in transient response and form factor.

The I2C/PMBus interface can communicate with up to 16 CHL8112A/B based VR loops. Device configuration and fault parameters are easily defined using the CHiL Intuitive Power Designer (IPD) GUI and stored in on-chip NVM.

The CHL8112A/B provides extensive OVP, UVP, OCP and OTP fault protection and includes thermistor based temperature sensing with VRHOT signal.

The CHL8112A/B also includes numerous features like register diagnostics for fast design cycles and platform differentiation, truly simplifying VRD design and enabling fastest time-to-market with its "set-and-forget" methodology.

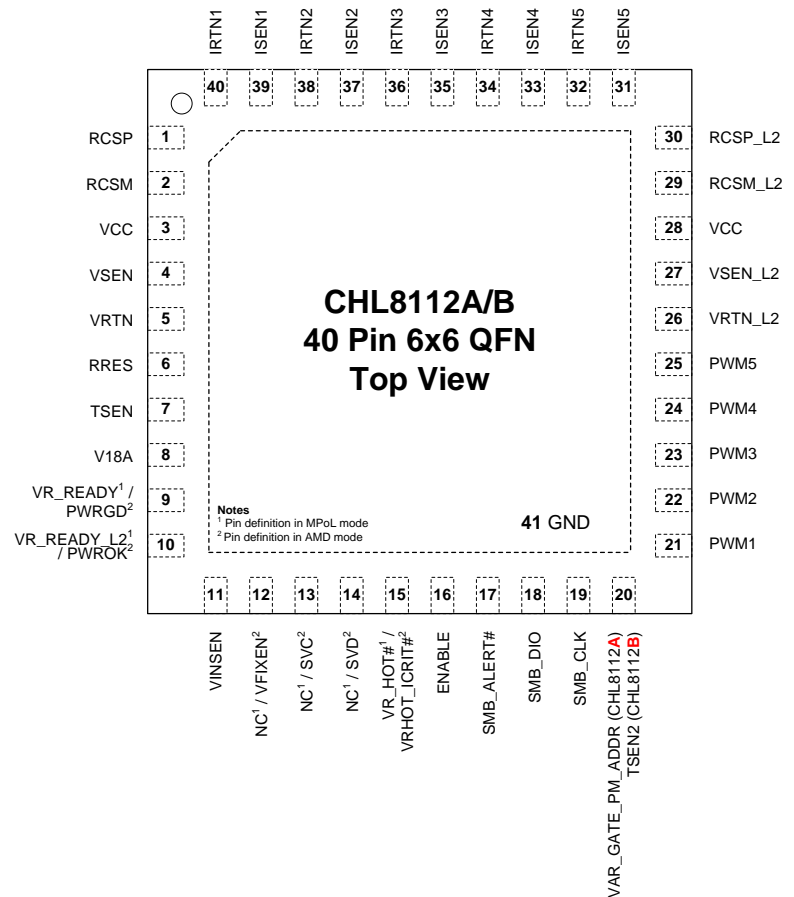
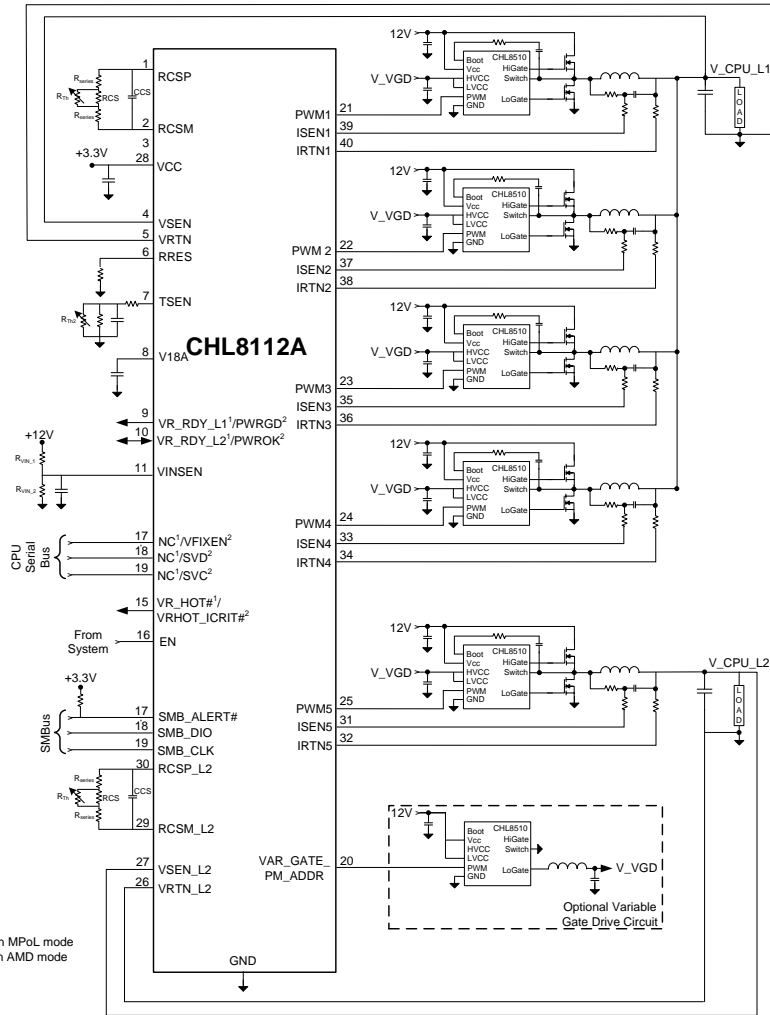


Figure 1. CHL8112A & CHL8112B Packages

APPLICATIONS

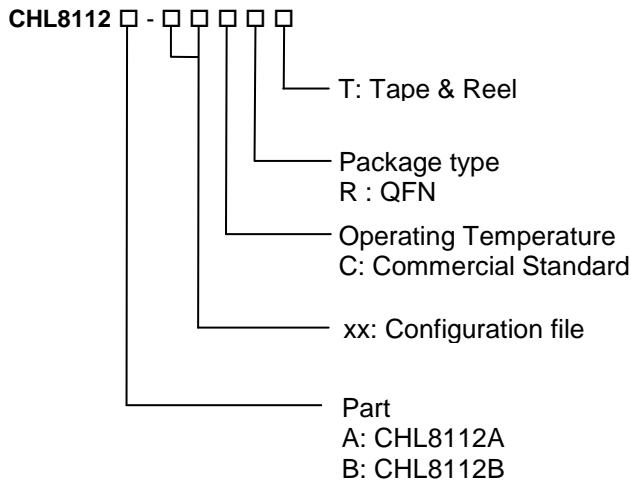
- AMD® SVI based systems
- DDR Memory with Vtt tracking
- Overclocked & Gaming platforms

TYPICAL APPLICATIONS BLOCK DIAGRAMS



Notes
¹ Pin definition in MPoL mode
² Pin definition in AMD mode

ORDERING INFORMATION



Package	Tape & Reel Qty	Part Number
QFN	3000	CHL8112A-00CRT ¹
QFN	3000	CHL8112A-xxCRT ²
QFN	3000	CHL8112B-00CRT ¹
QFN	3000	CHL8112B-xxCRT ²

Notes

1. For unprogrammed/default parts, use configuration file 00. Unprogrammed parts will not start up until programmed in order to insure a safe power up.
2. -xx indicates a customer specific configuration file

Looking for pricing, stock, or lifecycle information?

Click below to explore more details on WIN SOURCE:

 [View CHL8112A-08CRT on WIN SOURCE](#)

 [Infineon Technologies](#) Information

Optimize Your Supply Chain with WIN SOURCE Solutions

-  Global Sourcing Solution
-  Obsolete Management
-  Cost Control Management
-  Shortage Management
-  Alternative Solution
-  Excess Inventory Management