



**THE DATASHEET OF
CMJ2000 TR PBFREE**



CMJ0130
THRU
CMJH220

**SURFACE MOUNT SILICON
CURRENT LIMITING DIODES**



SOD-123FL CASE



www.centrasemi.com

DESCRIPTION:

The CENTRAL SEMICONDUCTOR CMJ0130 series devices are silicon field effect current regulator diodes designed for applications requiring a constant current over a wide voltage range. These devices are manufactured in the epoxy molded, low profile SOD-123FL case. Special selections of I_P (regulator current) are available for critical applications.

MARKING: SEE MARKING CODES ON ELECTRICAL CHARACTERISTICS TABLE

FEATURES:

- High reliability
- Special selections available
- Through hole devices available

MAXIMUM RATINGS: ($T_A=60^\circ\text{C}$)

Peak Operating Voltage (CMJ0130 THRU CMJ5750)
Peak Operating Voltage (CMJH080 THRU CMJH220)
Power Dissipation
Operating and Storage Junction Temperature
Typical Thermal Resistance

SYMBOL

SYMBOL		UNITS
P_{OV}	100	V
P_{OV}	50	V
P_D	500	mW
T_J, T_{stg}	-65 to +150	$^\circ\text{C}$
Θ_{JA}	180	$^\circ\text{C}/\text{W}$

ELECTRICAL CHARACTERISTICS: ($T_A=25^\circ\text{C}$ unless otherwise noted)

Type	Regulator Current (Note 1)			Minimum Dynamic Impedance	Minimum Knee Impedance	Maximum Limiting Voltage	Temperature Coefficient (Note 2)	Marking Code
	$I_P @ V_T=25\text{V}$			$Z_T @ V_T=25\text{V}$	$Z_K @ V_K=6.0\text{V}$	$V_L @ I_L=0.8 \times I_P \text{ MIN}$	TC	
	MIN mA	NOM mA	MAX mA	M Ω	k Ω	V	%/ $^\circ\text{C}$	
CMJ0130	0.05	0.13	0.21	6.0	2,000	0.6	+2.10 to +0.10	101
CMJ0300	0.20	0.31	0.42	4.0	1,000	0.8	+0.40 to -0.20	301
CMJ0500	0.40	0.515	0.63	2.0	500	1.1	+0.15 to -0.25	501
CMJ0750	0.60	0.76	0.92	1.0	200	1.4	0.0 to -0.32	701
CMJ1000	0.88	1.1	1.32	0.65	100	1.7	-0.10 to -0.37	102
CMJ1500	1.28	1.5	1.72	0.45	70	2.0	-0.13 to -0.40	152
CMJ2000	1.68	2.0	2.32	0.35	50	2.3	-0.15 to -0.42	202
CMJ2700	2.28	2.69	3.1	0.30	30	2.7	-0.18 to -0.45	272
CMJ3500	3.0	3.55	4.1	0.25	20	3.2	-0.20 to -0.47	352
CMJ4500	3.9	4.5	5.1	0.20	10	3.7	-0.22 to -0.50	452
CMJ5750	5.0	5.75	6.5	0.05	5.0	4.5	-0.25 to -0.53	562
CMJH080	6.56	8.2	9.84	0.32	15	3.1	-0.25 to -0.45	822
CMJH100	8.0	10	12	0.17	6.0	3.5	-0.25 to -0.45	103
CMJH120	9.6	12	14.4	0.08	3.0	3.8	-0.25 to -0.45	123
CMJH150	12	15	18	0.03	2.0	4.3	-0.25 to -0.45	153
CMJH180	16	18	20	0.02	1.8	4.6	-0.25 to -0.45	183
CMJH220	20	22.5	25	0.01	1.6	5.3	-0.25 to -0.45	223

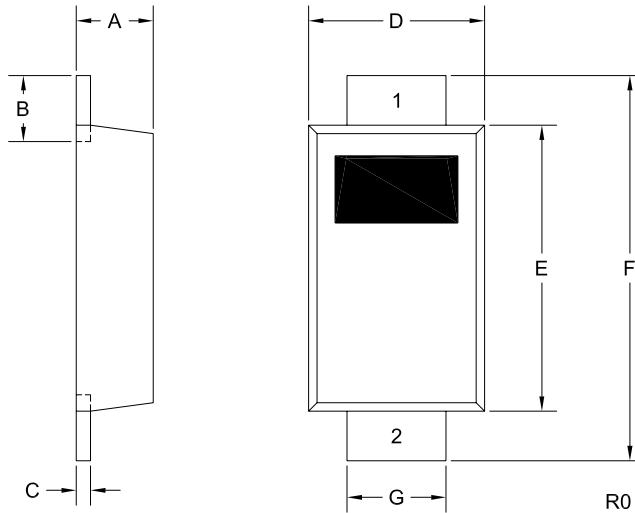
Notes: 1) Pulsed Method: Pulse Width (ms) = 27.5 divided by I_P NOM (mA)
2) The Temperature Coefficient is measured between +25 $^\circ\text{C}$ and +50 $^\circ\text{C}$.

CMJ0130
THRU
CMJH220

**SURFACE MOUNT SILICON
CURRENT LIMITING DIODES**



SOD-123FL CASE - MECHANICAL OUTLINE



LEAD CODE:

- 1) Cathode
- 2) Anode

**MARKING: SEE ELECTRICAL
CHARACTERISTICS TABLE**

SYMBOL	DIMENSIONS			
	INCHES		MILLIMETERS	
	MIN	MAX	MIN	MAX
A	0.024	0.031	0.60	0.80
B	0.020	0.028	0.50	0.70
C	0.003	0.007	0.08	0.18
D	0.059	0.067	1.50	1.70
E	0.094	0.110	2.40	2.80
F	0.130	0.146	3.30	3.70
G	0.031	0.039	0.80	1.00

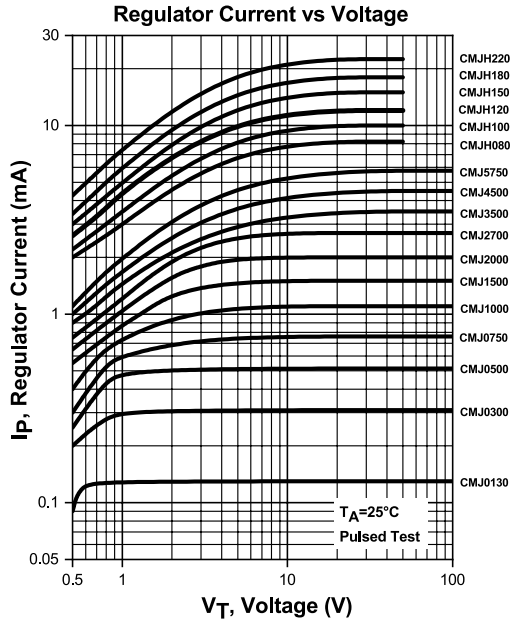
SOD-123FL (REV:R0)

CMJ0130
THRU
CMJH220

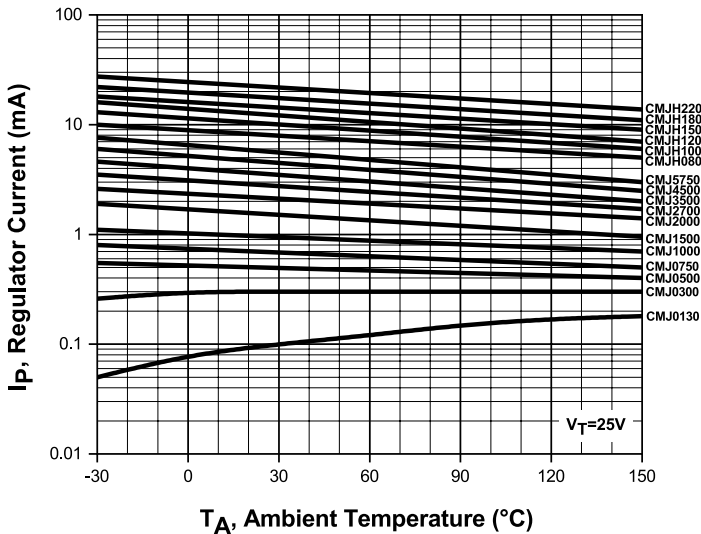


SURFACE MOUNT SILICON
CURRENT LIMITING DIODES

TYPICAL ELECTRICAL CHARACTERISTICS



Nominal Regulator Current vs Temperature



R7 (17-April 2023)

OUTSTANDING SUPPORT AND SUPERIOR SERVICES



PRODUCT SUPPORT

Central's operations team provides the highest level of support to insure product is delivered on-time.

- Supply management (Customer portals)
- Inventory bonding
- Consolidated shipping options
- Custom bar coding for shipments
- Custom product packing

DESIGNER SUPPORT/SERVICES

Central's applications engineering team is ready to discuss your design challenges. Just ask.

- Free quick ship samples (2nd day air)
- Online technical data and parametric search
- SPICE models
- Custom electrical curves
- Environmental regulation compliance
- Customer specific screening
- Up-screening capabilities
- Special wafer diffusions
- PbSn plating options
- Package details
- Application notes
- Application and design sample kits
- Custom product and package development

REQUESTING PRODUCT PLATING

1. If requesting Tin/Lead plated devices, add the suffix "TIN/LEAD" to the part number when ordering (example: 2N2222A TIN/LEAD).
2. If requesting Lead (Pb) Free plated devices, add the suffix "PBFREE" to the part number when ordering (example: 2N2222A PBFREE).

CONTACT US

Corporate Headquarters & Customer Support Team

Central Semiconductor Corp.
145 Adams Avenue
Hauppauge, NY 11788 USA
Main Tel: (631) 435-1110
Main Fax: (631) 435-1824
Support Team Fax: (631) 435-3388
www.centrasemi.com

Worldwide Field Representatives:
www.centrasemi.com/wwreps

Worldwide Distributors:
www.centrasemi.com/wwdistributors

For the latest version of Central Semiconductor's **LIMITATIONS AND DAMAGES DISCLAIMER**, which is part of Central's Standard Terms and Conditions of sale, visit: www.centrasemi.com/terms

Looking for pricing, stock, or lifecycle information?

Click below to explore more details on WIN SOURCE:

- ⊖ [View CMJ2000 TR PBFREE on WIN SOURCE](#)
- ⊖ [Central Semiconductor Corp Information](#)

Optimize Your Supply Chain with WIN SOURCE Solutions

- ✓ Global Sourcing Solution
- ✓ Obsolete Management
- ✓ Cost Control Management
- ✓ Shortage Management
- ✓ Alternative Solution
- ✓ Excess Inventory Management