



**THE DATASHEET OF
CPL2508T2R2M**



SMD Inductors(Coils) For Power Line(Wound, Magnetic Shielded)

Conformity to RoHS Directive

CPL Series CPL2508

FEATURES

- It delivers low Rdc with high I_{dc}.
- It is lead-free compatible.
The product contains no lead whatsoever.
It is able to withstand high temperature reflows (260°C during the peak) used in lead-free soldering.

APPLICATIONS

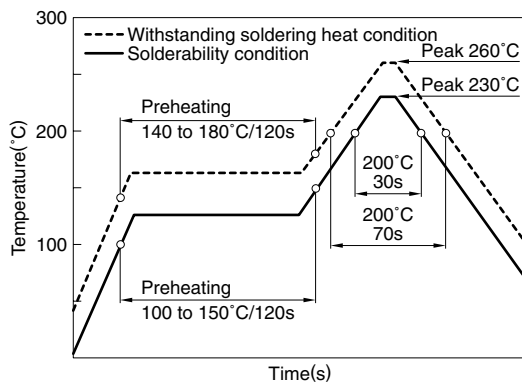
Portable audio visual devices (DSCs, DVCs, etc.)
Mobile communication devices (cellular phones, etc.)
Information devices (PCs, etc.)

SPECIFICATIONS

Operating temperature range	-40 to +105°C [Including self-temperature rise]
Storage temperature range	-40 to +105°C

RECOMMENDED SOLDERING CONDITIONS

REFLOW SOLDERING



PRODUCT IDENTIFICATION

CPL	2508	T	100	M
(1)	(2)	(3)	(4)	(5)

(1) Series name

(2) Dimensions

2508	2.5×1.5×0.8mm
------	---------------

(3) Packaging style

T	Taping
---	--------

(4) Inductance

1R0	1μH
100	10μH

(5) Inductance tolerance

M	±20%
---	------

PACKAGING STYLE AND QUANTITIES

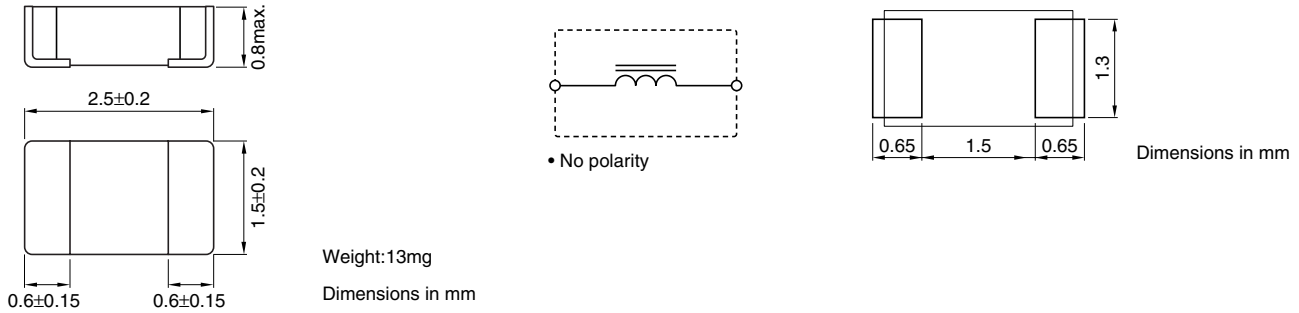
Packaging style	Quantity
Taping	2000 pieces/reel

• Conformity to RoHS Directive: This means that, in conformity with EU Directive 2002/95/EC, lead, cadmium, mercury, hexavalent chromium, and specific bromine-based flame retardants, PBB and PBDE, have not been used, except for exempted applications.

• Please contact our Sales office when your application are considered the following:
The device's failure or malfunction may directly endanger human life (e.g. application for automobile/aircraft/medical/nuclear power devices, etc.)

• All specifications are subject to change without notice.

SHAPES AND DIMENSIONS/CIRCUIT DIAGRAM/RECOMMENDED PC BOARD PATTERN



ELECTRICAL CHARACTERISTICS

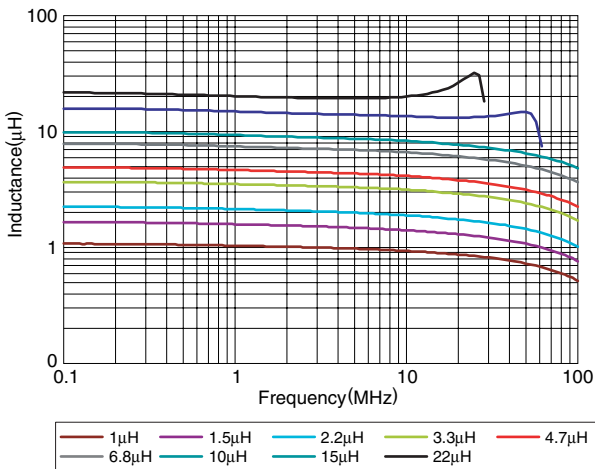
Inductance (μH)	Inductance tolerance (%)	DC resistance (Ω)±30%	Rated current* ¹ (mA)max.	Rated current* ² (mA)max.	Part No.
1	±20	0.110	950	950	CPL2508T1R0M
1.5	±20	0.140	800	800	CPL2508T1R5M
2.2	±20	0.165	700	700	CPL2508T2R2M
3.3	±20	0.360	500	500	CPL2508T3R3M
4.7	±20	0.550	430	430	CPL2508T4R7M
6.8	±20	1.000	300	300	CPL2508T6R8M
10.0	±20	1.500	270	270	CPL2508T100M
15.0	±20	2.000	230	230	CPL2508T150M
22.0	±20	2.400	180	180	CPL2508T220M

*¹ Rated current based on inductance variation: Current when inductance decreases by 30% of the initial value due to direct current superimposed characteristics

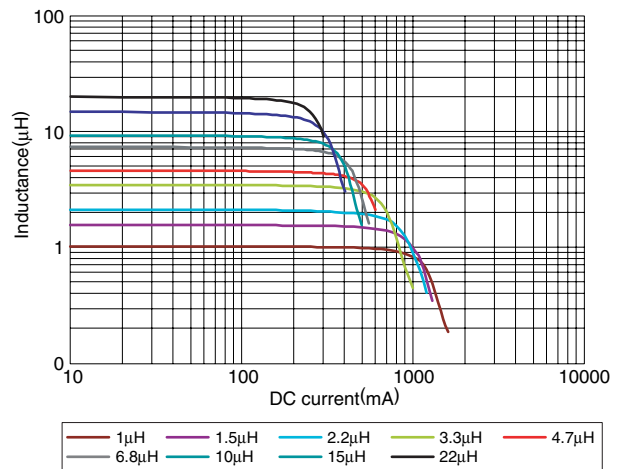
*² Rated current based on increasing product temperature: Current when temperature of the product reaches +40°C

TYPICAL ELECTRICAL CHARACTERISTICS

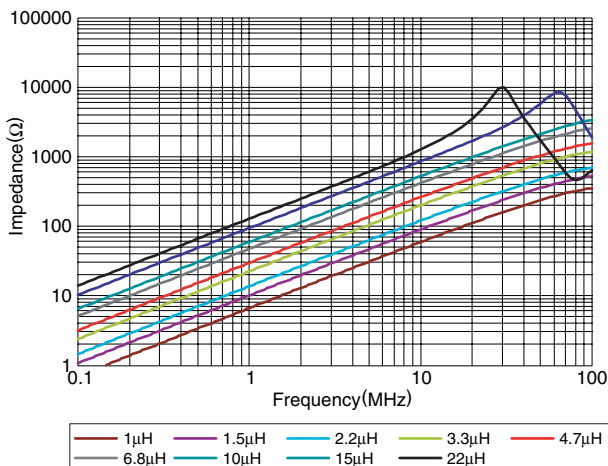
INDUCTANCE vs. FREQUENCY CHARACTERISTICS



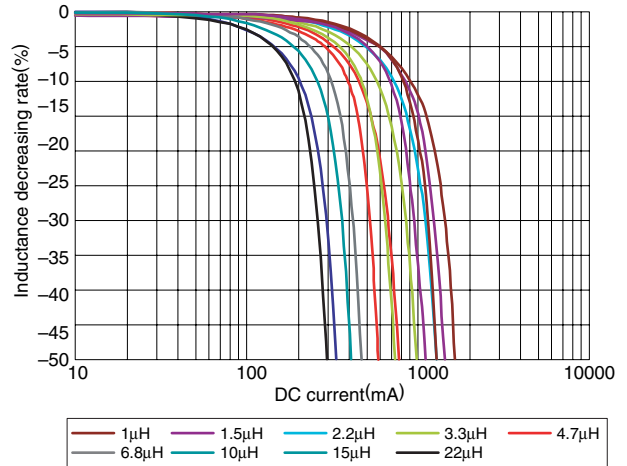
INDUCTANCE vs. DC SUPERPOSITION CHARACTERISTICS



IMPEDANCE vs. FREQUENCY CHARACTERISTICS





DC SUPERPOSITION vs. INDUCTANCE DECREASING RATE



• All specifications are subject to change without notice.

Looking for pricing, stock, or lifecycle information?

Click below to explore more details on WIN SOURCE:

-  [View CPL2508T2R2M on WIN SOURCE](#)
-  [TDK Corporation Information](#)

Optimize Your Supply Chain with WIN SOURCE Solutions

-  Global Sourcing Solution
-  Obsolete Management
-  Cost Control Management
-  Shortage Management
-  Alternative Solution
-  Excess Inventory Management