



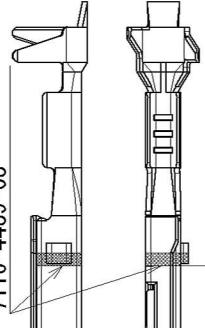
**THE DATASHEET OF
ZX-XH2.54-3PZZ**



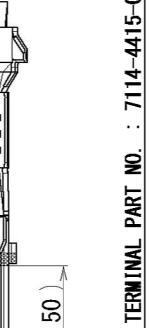
TABLE 1 WIRE CRIMP SIZE		PART NO. AND CH. CODE	C	V	W1	W2	H1	H2	APPLICABLE WIRE SIZE (INSULATION DIAMETER: φ0.91~φ1.90)
S	0.50	7116-4415-02, C ETC.	3.0	1.9	1.49	2.82	1.82	2.84	(JASO) 0.3 (ISO) 0.22~0.35
M	0.50	7116-4416-02, C A(7B16-4416-02, G) ETC.	3.0	1.9	1.82	2.94	2.20	3.13	(JASO) 0.5 (ISO) 0.5
L	0.50	7116-4417-02, C A(7116-4417-02, G) ETC.	SEE DWG	1.65	1.96	3.10	2.55	3.53	(JASO) 0.85 (ISO) 0.75

△ **DETAIL OF CONDUCTOR BARREL**
(7116-4417-02)
(7116-4417-08)
(7116-4489-08)

△ **GOLD FLASH PLATING**
Au フラッシュ めっき
7116-4487-08
7116-4488-08
7116-4489-08




△ **GOLD FLASH PLATING**
Au フラッシュ めっき
7116-4415-08
7116-4416-08
7116-4417-08



SEC. A-A



SEC. B-B



NOTES

1. MALE TERMINAL PART NO. : 7114-4415-02, -4416-02, -4417-02
2. APPLICABLE WIRE SEAL PART NO. : 7158-3165-90, -3166-60, -3167-80, -3168-80, -3182-20
3. PART NUMBERS IN PARENTHESIS SHALL BE USED FOR AIR BAG(A/B) CIRCUITS AND OTHER CIRCUITS DESIGNATED FOR SPECIAL CONTROL.

注記

1. かん合端子品番 : 7114-4415-02, -4416-02, -4417-02
2. 適用ゴム栓品番 : 7158-3165-90, -3166-60, -3167-80, -3168-80, -3182-20
3. ()内の品番はA/B回路及び特別管理回路に使用すること。

DATE	REVISION RECORD	NO.	CHKD	REVISION
2015/11/25	CHANGED DIMENSION	C15-Z542	S. P	
2006/03/30	CHANGE FORM. ETC., C	C06-Z314	S. K	
2004/11/22	ADDED TOLERANCE	C04-ZF29	Y. I	
2003/12/11	ADDED GOLD PLATING ETC., A	C03-X787	H. Y	
2002/09/23	ADDED PART NO. ETC.	C02-Y003	H. Y	
2002/06/05	REVISED FORM. ETC., A	C02-X502	T. Y	
2001/10/30	CHANGED DIMENSION	C01-Y113	H. Y	
2001/09/04	NEW	C01-X871	H. Y	

LET	DATE	REVISION RECORD	NO.	CHKD	REVISION		
A	±0.15	±0.2	±0.3	±0.5	±0.75	±30'	O. 1
B	±0.2	±0.3	±0.55	±0.95	±1.4	±30'	O. 1
C	±0.3	±0.5	±0.8	±1.4	±2	±30'	O. 15

10 MAX	50 MAX	100 MAX	250 MAX	250 OVR	R5 MAX	R10 MAX	R20 MAX	R20 OVR	ANGLE	ECCENT
A	±0.15	±0.2	±0.3	±0.5	±0.75	±0.2	±0.3	±0.5	±3°	0.1
B	±0.2	±0.3	±0.55	±0.95	±1.4	±0.2	±0.3	±0.5	±3°	0.1
C	±0.3	±0.5	±0.8	±1.4	±2	±0.3	±0.5	±0.8	±3°	0.15

GENERAL TOLERANCE

10MAX	50MAX	100MAX	250MAX	250OVR	ANGLE	ECCENT
A	±0.15	±0.2	±0.3	±0.5	±0.75	±30'
B	±0.2	±0.3	±0.55	±0.95	±1.4	±30'
C	±0.3	±0.5	±0.8	±1.4	±2	±30'

LET	DATE	REVISION RECORD	NO.	CHKD	REVISION
A	2015/11/25	CHANGED DIMENSION	C15-Z542	S. P	
B	2006/03/30	CHANGE FORM. ETC., C	C06-Z314	S. K	
C	2004/11/22	ADDED TOLERANCE	C04-ZF29	Y. I	
D	2003/12/11	ADDED GOLD PLATING ETC., A	C03-X787	H. Y	
E	2002/09/23	ADDED PART NO. ETC.	C02-Y003	H. Y	
F	2002/06/05	REVISED FORM. ETC., A	C02-X502	T. Y	
G	2001/10/30	CHANGED DIMENSION	C01-Y113	H. Y	
H	2001/09/04	NEW	C01-X871	H. Y	

GENERAL TOLERANCE

10MAX	50MAX	100MAX	250MAX	250OVR	ANGLE	ECCENT
A	±0.15	±0.2	±0.3	±0.5	±0.75	±30'
B	±0.2	±0.3	±0.55	±0.95	±1.4	±30'
C	±0.3	±0.5	±0.8	±1.4	±2	±30'

10 MAX	50 MAX	100 MAX	250 MAX	250 OVR	R5 MAX	R10 MAX	R20 MAX	R20 OVR	ANGLE	ECCENT
A	±0.15	±0.2	±0.3	±0.5	±0.75	±0.2	±0.3	±0.5	±3°	0.1
B	±0.2	±0.3	±0.55	±0.95	±1.4	±0.2	±0.3	±0.5	±3°	0.1
C	±0.3	±0.5	±0.8	±1.4	±2	±0.3	±0.5	±0.8	±3°	0.15

GENERAL TOLERANCE

10MAX	50MAX	100MAX	250MAX	250OVR	ANGLE	ECCENT
A	±0.15	±0.2	±0.3	±0.5	±0.75	±30'
B	±0.2	±0.3	±0.55	±0.95	±1.4	±30'
C	±0.3	±0.5	±0.8	±1.4	±2	±30'

TABLE 2 SIZE	PART NO.	PLATING
S	7116-4415-02, C 7116-4415-08, C 7116-4487-08, C 7116-4488-08, C 7116-4489-08, C	Sn Au (0.38 μm) Au (1.27 μm) Au (0.38 μm) Au (1.27 μm) Au (0.38 μm) Au (1.27 μm)
M	7116-4416-02, C (7B16-4416-02, G)	Sn
L	7116-4417-08, C 7116-4489-08, C	Sn Au (0.38 μm) Au (1.27 μm)

MATERIAL SPEC.

COPPER ALLOY (t=0.2) & FIN.
RH TYPE TERMINAL FEMALE

CUSTOMER PART NO.

7116-4415-02 ETC.
7116-4415-02:R

REVISION RECORD

DATE	REVISION	NO.	CHKD	REVISION
2015/11/25	CHANGED DIMENSION	C15-Z542	S. P	

REVISION RECORD

DATE	REVISION	NO.	CHKD	REVISION
2015/11/25	CHANGED DIMENSION	C15-Z542	S. P	

REVISION RECORD

DATE	REVISION	NO.	CHKD	REVISION
2015/11/25	CHANGED DIMENSION	C15-Z542	S. P	

REVISION RECORD

DATE	REVISION	NO.	CHKD	REVISION
2015/11/25	CHANGED DIMENSION	C15-Z542	S. P	

TABLE 2 SIZE	PART NO.	PLATING
S	7116-4415-02, C 7116-4415-08, C 7116-4487-08, C 7116-4488-08, C 7116-4489-08, C	Sn Au (0.38 μm) Au (1.27 μm) Au (0.38 μm) Au (1.27 μm) Au (0.38 μm) Au (1.27 μm)
M	7116-4416-02, C (7B16-4416-02, G)	Sn
L	7116-4417-08, C 7116-4489-08, C	Sn Au (0.38 μm) Au (1.27 μm)

MATERIAL SPEC.

COPPER ALLOY (t=0.2) & FIN.
RH TYPE TERMINAL FEMALE

CUSTOMER PART NO.

7116-4415-02 ETC.
7116-4415-02:R

REVISION RECORD

DATE	REVISION	NO.	CHKD	REVISION
2015/11/25	CHANGED DIMENSION	C15-Z542	S. P	

REVISION RECORD

DATE	REVISION	NO.	CHKD	REVISION
2015/11/25	CHANGED DIMENSION	C15-Z542	S. P	

REVISION RECORD

DATE	REVISION	NO.	CHKD	REVISION
2015/11/25	CHANGED DIMENSION	C15-Z542	S. P	

REVISION RECORD

DATE	REVISION	NO.	CHKD	REVISION
2015/11/25	CHANGED DIMENSION	C15-Z542	S. P	

TABLE 2 SIZE	PART NO.	PLATING
S	7116-4415-02, C 7116-4415-08, C 7116-4487-08, C 7116-4488-08, C 7116-4489-08, C	Sn Au (0.38 μm) Au (1.27 μm) Au (0.38 μm) Au (1.27 μm) Au (0.38 μm) Au (1.27 μm)
M	7116-4416-02, C (7B16-4416-02, G)	Sn
L	7116-4417-08, C 7116-4489-08, C	Sn Au (0.38 μm) Au (1.27 μm)

MATERIAL SPEC.

COPPER ALLOY (t=0.2) & FIN.
RH TYPE TERMINAL FEMALE

CUSTOMER PART NO.

7116-4415-02 ETC.
7116-4415-02:R

REVISION RECORD

DATE	REVISION	NO.	CHKD	REVISION
2015/11/25	CHANGED DIMENSION	C15-Z542	S. P	

REVISION RECORD

DATE	REVISION	NO.	CHKD	REVISION
2015/11/25	CHANGED DIMENSION	C15-Z542	S. P	

REVISION RECORD

DATE	REVISION	NO.	CHKD	REVISION
2015/11/25	CHANGED DIMENSION	C15-Z542	S. P	

REVISION RECORD

DATE	REVISION	NO.	CHKD	REVISION
2015/11/25	CHANGED DIMENSION	C15-Z542	S. P	

TABLE 2 SIZE	PART NO.	PLATING
S	7116-4415-02, C 7116-4415-08, C 7116-4487-08, C 7116-4488-08, C 7116-4489-08, C	Sn Au (0.38 μm) Au (1.27 μm) Au (0.38 μm) Au (1.27 μm) Au (0.38 μm) Au (1.27 μm)
M	7116-4416-02, C (7B16-4416-02, G)	Sn
L	7116-4417-08, C 7116-4489-08, C	Sn Au (0.38 μm) Au (1.27 μm)

MATERIAL SPEC.

COPPER ALLOY (t=0.2) & FIN.
RH TYPE TERMINAL FEMALE

CUSTOMER PART NO.

7116-4415-02 ETC.
7116-4415-02:R

REVISION RECORD

DATE	REVISION	NO.	CHKD	REVISION
2015/11/25	CHANGED DIMENSION	C15-Z542	S. P	

REVISION RECORD

DATE	REVISION	NO.	CHKD	REVISION
2015/11/25	CHANGED DIMENSION	C15-Z542	S. P	

REVISION RECORD

DATE	REVISION	NO.	CHKD	REVISION
2015/11/25	CHANGED DIMENSION	C15-Z542	S. P	

REVISION RECORD

DATE	REVISION	NO.	CHKD	REVISION
2015/11/25	CHANGED DIMENSION	C15-Z542	S. P	

TABLE 2 SIZE	PART NO.	PLATING
S	7116-4415-02, C 7116-4415-08, C 7116-4487-08, C 7116-4488-08, C 7116-4489-08, C	Sn Au (0.38 μm) Au (1.27 μm) Au (0.38 μm) Au (1.27 μm) Au (0.38 μm) Au (1.27 μm)
M	7116-4416-02, C (7B16-4416-02, G)	Sn
L	7116-4417-08, C 7116-4489-08, C	Sn Au (0.38 μm) Au (1.27 μm)

MATERIAL SPEC.

COPPER ALLOY (t=0.2) & FIN.
RH TYPE TERMINAL FEMALE

Looking for pricing, stock, or lifecycle information?

Click below to explore more details on WIN SOURCE:

 [View ZX-XH2.54-3PZZ on WIN SOURCE](#)

 [Megastar Information](#)

Optimize Your Supply Chain with WIN SOURCE Solutions

-  Global Sourcing Solution
-  Obsolete Management
-  Cost Control Management
-  Shortage Management
-  Alternative Solution
-  Excess Inventory Management