



**THE DATASHEET OF
DL4732A-TP**





Micro Commercial Components



Micro Commercial Components
20736 Marilla Street Chatsworth
CA 91311
Phone: (818) 701-4933
Fax: (818) 701-4939

**DL4728
THRU
DL4761**

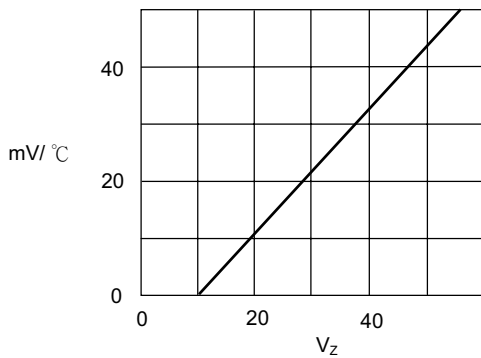
Features

- High Reliability
- Very Sharp Reverse Characteristic
- Low Reverse Current Level
- Lead Free Finish/RoHS Compliant(Note 1) ("P" Suffix designates RoHS Compliant. See ordering information)
- Moisture Sensitivity Level 1

Maximum Ratings

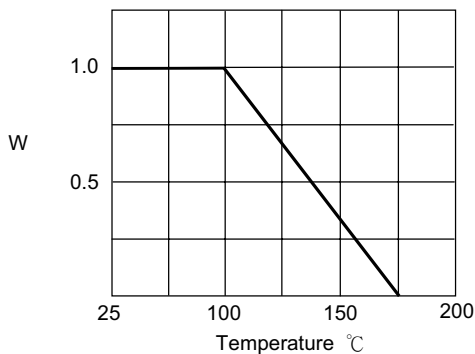
- Operating Temperature: -65 °C to +175 °C
- Storage Temperature: -65 °C to +175 °C
- 1 Watt DC Power Dissipation
- Maximum Thermal Resistance: 100K/W Junction To Ambient
Test Conditions: $I = 9.5\text{mm}(3/8")$, $T_L = \text{constant}$
- Maximum Forward Voltage @ 200mA: 1.2 Volts

Figure 1 - Typical Temperature Coefficient



Typical Temperature Coefficient (mV/°C) – versus – Zener Voltage (V_z)

Figure 2 - Derating Curve

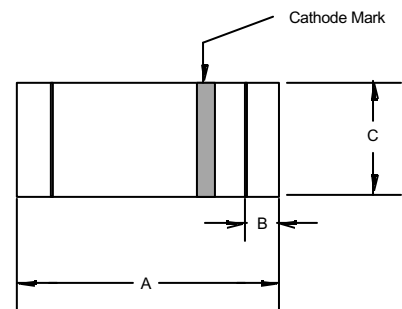


Power Dissipation (W) - Versus - Temperature °C

Notes: 1. Lead in Glass Exemption Applied, see EU Directive Annex Notes 5.

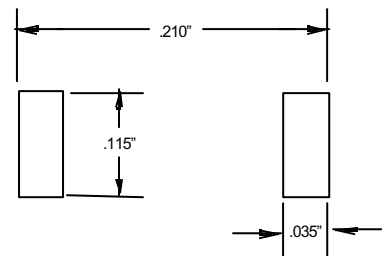
**1 Watt
Zener Diode
3.3 to 75 Volts**

GLASS MELF



| DIM | INCHES | | MM | | NOTE |
|-----|--------|------|------|------|---------|
| | MIN | MAX | MIN | MAX | |
| A | .190 | .205 | 4.80 | 5.20 | |
| B | --- | .022 | --- | .55 | Nominal |
| C | .095 | .105 | 2.40 | 2.67 | ∅ |

SUGGESTED SOLDER PAD LAYOUT



DL4728 thru DL4761

ELECTRICAL CHARACTERISTICS @25°C

| MCC PART NUMBER | ZENER VOLTAGE V_Z VOLTS | TEST CURRENT I_{ZT} mA | MAXIMUM DYNAMIC IMPEDANCE $Z_{ZT} @ I_{ZT}$ OHMS | MAXIMUM REVERSE CURRENT $I_R @ V_R$ μ A | TEST VOLTAGE V_R VOLTS | MAXIMUM REGULATOR CURRENT I_{ZM} TA = 50°C mA | MAXIMUM KNEE IMPEDANCE $Z_{ZK} @ I_{ZK}$ OHMS | TEST CURRENT I_{ZK} mA | MAXIMUM SURGE CURRENT I_S mA |
|-----------------|------------------------------|-----------------------------|---|--|-----------------------------|---|--|-----------------------------|-----------------------------------|
| DL4728 | 3.3 | 76 | 10 | 100 | 1 | 276 | 400 | 1.0 | 1280 |
| DL4729 | 3.6 | 69 | 10 | 100 | 1 | 252 | 400 | 1.0 | 1260 |
| DL4730 | 3.9 | 64 | 9 | 50 | 1 | 234 | 400 | 1.0 | 1190 |
| DL4731 | 4.3 | 58 | 9 | 10 | 1 | 217 | 400 | 1.0 | 1070 |
| DL4732 | 4.7 | 53 | 8 | 10 | 1 | 193 | 500 | 1.0 | 970 |
| DL4733 | 5.1 | 49 | 7 | 10 | 1 | 178 | 550 | 1.0 | 890 |
| DL4734 | 5.6 | 45 | 5 | 10 | 2 | 162 | 600 | 1.0 | 810 |
| DL4735 | 6.2 | 41 | 2 | 10 | 3 | 146 | 700 | 1.0 | 730 |
| DL4736 | 6.8 | 37 | 3.5 | 10 | 4 | 133 | 700 | 1.0 | 660 |
| DL4737 | 7.5 | 34 | 4.0 | 10 | 5 | 121 | 700 | 0.5 | 605 |
| DL4738 | 8.2 | 31 | 4.5 | 10 | 6 | 110 | 700 | 0.5 | 550 |
| DL4739 | 9.1 | 28 | 5.0 | 10 | 7 | 100 | 700 | 0.5 | 500 |
| DL4740 | 10 | 25 | 7 | 10 | 7.6 | 91 | 700 | 0.25 | 454 |
| DL4741 | 11 | 23 | 8 | 5 | 8.4 | 83 | 700 | 0.25 | 414 |
| DL4742 | 12 | 21 | 9 | 5 | 9.1 | 76 | 700 | 0.25 | 380 |
| DL4743 | 13 | 19 | 10 | 5 | 9.9 | 69 | 700 | 0.25 | 344 |
| DL4744 | 15 | 17 | 14 | 5 | 11.4 | 61 | 700 | 0.25 | 304 |
| DL4745 | 16 | 15.5 | 16 | 5 | 12.2 | 57 | 700 | 0.25 | 285 |
| DL4746 | 18 | 14 | 20 | 5 | 13.7 | 50 | 750 | 0.25 | 250 |
| DL4747 | 20 | 12.5 | 22 | 5 | 15.2 | 45 | 750 | 0.25 | 225 |
| DL4748 | 22 | 11.5 | 23 | 5 | 16.7 | 41 | 750 | 0.25 | 205 |
| DL4749 | 24 | 10.5 | 25 | 5 | 18.2 | 38 | 750 | 0.25 | 190 |
| DL4750 | 27 | 9.5 | 35 | 5 | 20.6 | 34 | 750 | 0.25 | 170 |
| DL4751 | 30 | 8.5 | 40 | 5 | 22.8 | 30 | 1000 | 0.25 | 150 |
| DL4752 | 33 | 7.5 | 45 | 5 | 25.1 | 27 | 1000 | 0.25 | 135 |
| DL4753 | 36 | 7.0 | 50 | 5 | 27.4 | 25 | 1000 | 0.25 | 125 |
| DL4754 | 39 | 6.5 | 60 | 5 | 29.7 | 23 | 1000 | 0.25 | 115 |
| DL4755 | 43 | 6.0 | 70 | 5 | 32.7 | 22 | 1500 | 0.25 | 110 |
| DL4756 | 47 | 5.5 | 80 | 5 | 35.8 | 19 | 1500 | 0.25 | 95 |
| DL4757 | 51 | 5.0 | 95 | 5 | 38.8 | 18 | 1500 | 0.25 | 90 |
| DL4758 | 56 | 4.5 | 110 | 5 | 42.6 | 16 | 2000 | 0.25 | 80 |
| DL4759 | 62 | 4.0 | 125 | 5 | 47.1 | 14 | 2000 | 0.25 | 70 |
| DL4760 | 68 | 3.7 | 150 | 5 | 51.7 | 13 | 2000 | 0.25 | 65 |
| DL4761 | 75 | 3.3 | 175 | 5 | 56.0 | 12 | 2000 | 0.25 | 60 |

NOTE 1 The JEDEC type numbers shown have A 5% tolerance on nominal zener voltage.

No suffix signifies 10% tolerance, A signifies 5% tolerance, C signifies 2% tolerance.

NOTE 2 The zener impedance is derived from the 60Hz AC voltage, which results when an AC current having an rms value equal to 10% of the DC zener current (I_{ZT} or I_{ZK}) is superimposed on I_{ZT} or I_{ZK} . Zener impedance is measured at two points to insure a sharp knee on the breakdown curve and eliminate unstable units.

NOTE 3 The reverse surge current is measured at 25°C ambient using a 1/2 square wave or equivalent sine wave pulse 1/120 second duration superimposed on I_{ZT}

NOTE 4 Voltage measurements to be performed 90 seconds after application of DC current.



Micro Commercial Components

Ordering Information :

| Device | Packing |
|----------------|-----------------------|
| Part Number-TP | Tape&Reel: 5Kpcs/Reel |

*****IMPORTANT NOTICE*****

Micro Commercial Components Corp. reserves the right to make changes without further notice to any product herein to make corrections, modifications , enhancements , improvements , or other changes . **Micro Commercial Components Corp .** does not assume any liability arising out of the application or use of any product described herein; neither does it convey any license under its patent rights ,nor the rights of others . The user of products in such applications shall assume all risks of such use and will agree to hold **Micro Commercial Components Corp .** and all the companies whose products are represented on our website, harmless against all damages.

*****LIFE SUPPORT*****

MCC's products are not authorized for use as critical components in life support devices or systems without the express written approval of Micro Commercial Components Corporation.



*****CUSTOMER AWARENESS*****

Counterfeiting of semiconductor parts is a growing problem in the industry. Micro Commercial Components (MCC) is taking strong measures to protect ourselves and our customers from the proliferation of counterfeit parts. MCC strongly encourages customers to purchase MCC parts either directly from MCC or from Authorized MCC Distributors who are listed by country on our web page cited below. Products customers buy either from MCC directly or from Authorized MCC Distributors are genuine parts, have full traceability, meet MCC's quality standards for handling and storage. **MCC will not provide any warranty coverage or other assistance for parts bought from Unauthorized Sources.** MCC is committed to combat this global problem and encourage our customers to do their part in stopping this practice by buying direct or from authorized distributors.

www.mccsemi.com

Looking for pricing, stock, or lifecycle information?

Click below to explore more details on WIN SOURCE:

-  [View DL4732A-TP](#) on WIN SOURCE
-  [Micro Commercial Co](#) Information

Optimize Your Supply Chain with WIN SOURCE Solutions

-  Global Sourcing Solution
-  Obsolete Management
-  Cost Control Management
-  Shortage Management
-  Alternative Solution
-  Excess Inventory Management