



THE DATASHEET OF BC237BRL1



BC237, BC237B, BC237C, BC239C

Amplifier Transistors

NPN Silicon

Features

- Pb-Free Packages are Available*

MAXIMUM RATINGS

Rating	Symbol	Value	Unit
Collector-Emitter Voltage	V_{CEO}	45 25	Vdc
Collector-Emitter Voltage	V_{CES}	50 30	Vdc
Collector-Emitter Voltage	V_{EBO}	6.0 5.0	Vdc
Collector Current - Continuous	I_C	100	mAdc
Total Power Dissipation @ $T_A = 25^\circ\text{C}$ Derate above $T_A = 25^\circ\text{C}$	P_D	350 2.8	mW mW/°C
Total Power Dissipation @ $T_A = 25^\circ\text{C}$ Derate above $T_A = 25^\circ\text{C}$	P_D	1.0 8.0	W mW/°C
Operating and Storage Temperature Range	T_J, T_{stg}	-55 to +150	°C

THERMAL CHARACTERISTICS

Characteristic	Symbol	Max	Unit
Thermal Resistance, Junction-to-Ambient	$R_{\theta JA}$	357	°C/W
Thermal Resistance, Junction-to-Case	$R_{\theta JC}$	125	°C/W

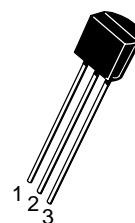
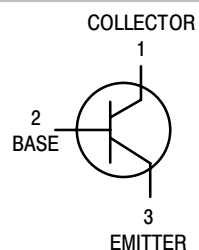
Maximum ratings are those values beyond which device damage can occur. Maximum ratings applied to the device are individual stress limit values (not normal operating conditions) and are not valid simultaneously. If these limits are exceeded, device functional operation is not implied, damage may occur and reliability may be affected.

*For additional information on our Pb-Free strategy and soldering details, please download the ON Semiconductor Soldering and Mounting Techniques Reference Manual, SOLDERRM/D.



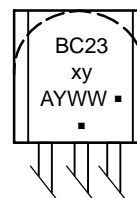
ON Semiconductor®

<http://onsemi.com>



TO-92
CASE 29
STYLE 17

MARKING DIAGRAM



BC23xy = Device Code
x = 7 or 9
y = B or C

A = Assembly Location
Y = Year
WW = Work Week
■ = Pb-Free Package

(Note: Microdot may be in either location)

ORDERING INFORMATION

Device	Package	Shipping†
BC237	TO-92	5000 Units / Bulk
BC237G	TO-92 (Pb-Free)	5000 Units / Bulk
BC237B	TO-92	5000 Units / Bulk
BC237BG	TO-92 (Pb-Free)	5000 Units / Bulk
BC237BRL1	TO-92	2000/Tape & Reel
BC237BRL1G	TO-92 (Pb-Free)	2000/Tape & Reel
BC237BZL1	TO-92	2000/Ammo Pack
BC237BZL1G	TO-92 (Pb-Free)	2000/Ammo Pack
BC237C	TO-92	5000 Units / Bulk
BC237CG	TO-92 (Pb-Free)	5000 Units / Bulk

†For information on tape and reel specifications, including part orientation and tape sizes, please refer to our Tape and Reel Packaging Specifications Brochure, BRD8011/D.

BC237, BC237B, BC237C, BC239C

ELECTRICAL CHARACTERISTICS (T_A = 25°C unless otherwise noted)

Characteristic	Symbol	Min	Typ	Max	Unit	
OFF CHARACTERISTICS						
Collector–Emitter Breakdown Voltage (I _C = 2.0 mA, I _B = 0)	BC237 BC239	V _{(BR)CEO}	45 25	– –	– –	V
Emitter–Base Breakdown Voltage (I _E = 100 μA, I _C = 0)	BC237 BC239	V _{(BR)EBO}	6.0 5.0	– –	– –	V
Collector Cutoff Current (V _{CE} = 30 V, V _{BE} = 0) (V _{CE} = 50 V, V _{BE} = 0) (V _{CE} = 30 V, V _{BE} = 0) T _A = 125°C (V _{CE} = 50 V, V _{BE} = 0) T _A = 125°C	BC239 BC237 BC239 BC237	I _{CES}	– – – –	0.2 0.2 0.2 0.2	15 15 4.0 4.0	nA μA
ON CHARACTERISTICS						
DC Current Gain (I _C = 10 μA, V _{CE} = 5.0 V) (I _C = 2.0 mA, V _{CE} = 5.0 V) (I _C = 100 mA, V _{CE} = 5.0 V)	BC237B BC237C/239C BC237 BC237B BC237C/239C BC237B BC237C/239C	h _{FE}	– – 120 200 380 – –	150 270 – 290 500 180 300	– – 800 460 800 – –	–
Collector–Emitter On Voltage (I _C = 10 mA, I _B = 0.5 mA) (I _C = 100 mA, I _B = 5.0 mA)	BC237/BC239 BC237/BC239	V _{CE(sat)}	– –	0.07 0.2	0.2 0.6	V
Base–Emitter Saturation Voltage (I _C = 10 mA, I _B = 0.5 mA) (I _C = 100 mA, I _B = 5.0 mA)		V _{BE(sat)}	– –	0.6 –	0.83 1.05	V
Base–Emitter On Voltage (I _C = 100 μA, V _{CE} = 5.0 V) (I _C = 2.0 mA, V _{CE} = 5.0 V) (I _C = 100 mA, V _{CE} = 5.0 V)		V _{BE(on)}	– 0.55 –	0.5 0.62 0.83	– 0.7 –	V
DYNAMIC CHARACTERISTICS						
Current–Gain — Bandwidth Product (I _C = 0.5 mA, V _{CE} = 3.0 V, f = 100 MHz) (I _C = 10 mA, V _{CE} = 5.0 V, f = 100 MHz)	BC237 BC239 BC237 BC239	f _T	– – 150 150	100 140 200 280	– – – –	MHz
Collector–Base Capacitance (V _{CB} = 10 V, I _C = 0, f = 1.0 MHz)		C _{obo}	–	–	4.5	pF
Emitter–Base Capacitance (V _{EB} = 0.5 V, I _C = 0, f = 1.0 MHz)		C _{ibo}	–	8.0	–	pF
Noise Figure (I _C = 0.2 mA, V _{CE} = 5.0 V, R _S = 2.0 kΩ, f = 1.0 kHz) (I _C = 0.2 mA, V _{CE} = 5.0 V, R _S = 2.0 kΩ, f = 1.0 kHz, Δf = 200 Hz)	BC239 BC237 BC239	NF	– – –	2.0 2.0 2.0	4.0 10 4.0	dB

BC237, BC237B, BC237C, BC239C

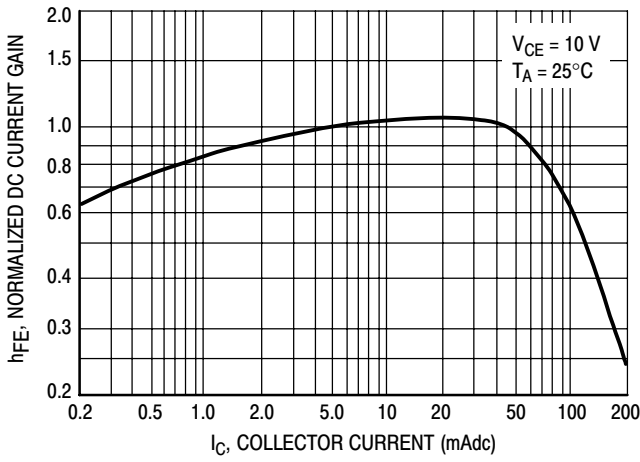


Figure 1. Normalized DC Current Gain

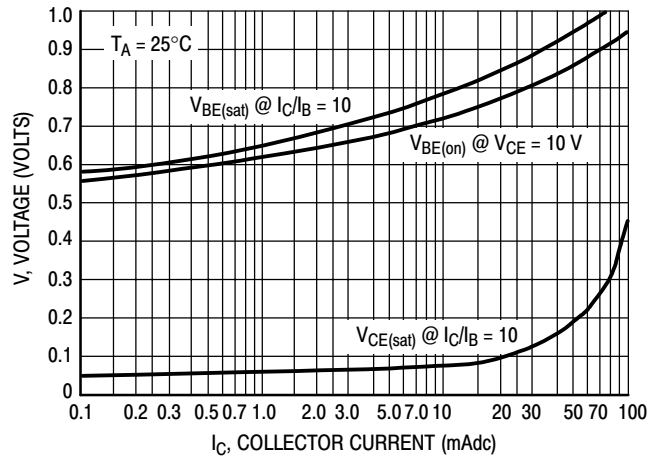


Figure 2. "Saturation" and "On" Voltages

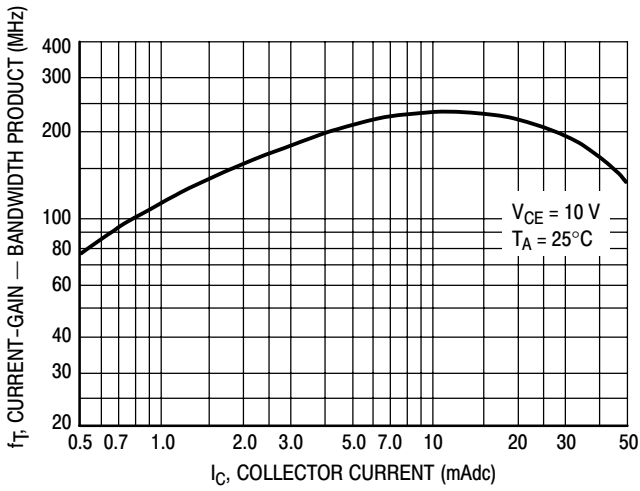


Figure 3. Current-Gain — Bandwidth Product

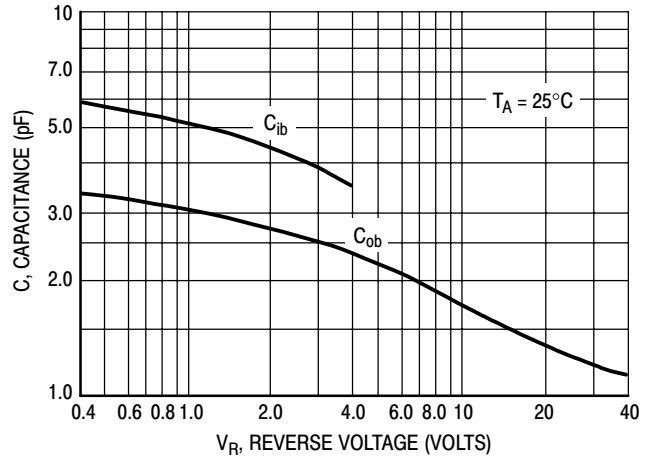


Figure 4. Capacitances

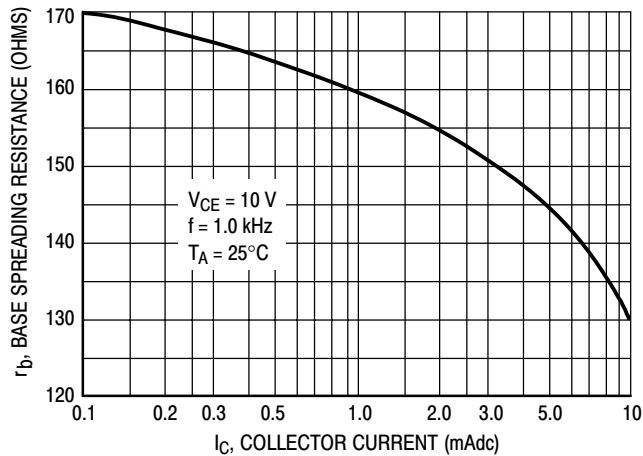
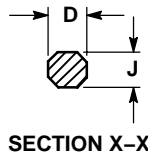
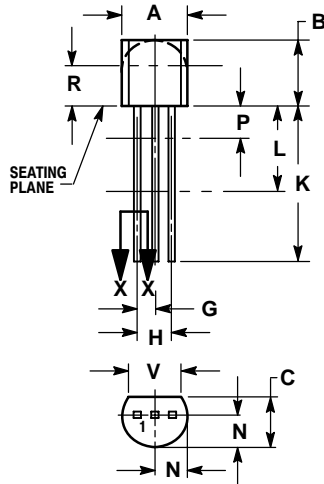


Figure 5. Base Spreading Resistance

BC237, BC237B, BC237C, BC239C

PACKAGE DIMENSIONS

TO-92 (TO-226)
CASE 29-11
ISSUE AL



NOTES:

1. DIMENSIONING AND TOLERANCING PER ANSI Y14.5M, 1982.
2. CONTROLLING DIMENSION: INCH.
3. CONTOUR OF PACKAGE BEYOND DIMENSION R IS UNCONTROLLED.
4. LEAD DIMENSION IS UNCONTROLLED IN P AND BEYOND DIMENSION K MINIMUM.

DIM	INCHES		MILLIMETERS	
	MIN	MAX	MIN	MAX
A	0.175	0.205	4.45	5.20
B	0.170	0.210	4.32	5.33
C	0.125	0.165	3.18	4.19
D	0.016	0.021	0.407	0.533
G	0.045	0.055	1.15	1.39
H	0.095	0.105	2.42	2.66
J	0.015	0.020	0.39	0.50
K	0.500	---	12.70	---
L	0.250	---	6.35	---
N	0.080	0.105	2.04	2.66
P	---	0.100	---	2.54
R	0.115	---	2.93	---
V	0.135	---	3.43	---

STYLE 17:

- PIN 1. COLLECTOR
- BASE
- EMITTER

ON Semiconductor and are registered trademarks of Semiconductor Components Industries, LLC (SCILLC). SCILLC reserves the right to make changes without further notice to any products herein. SCILLC makes no warranty, representation or guarantee regarding the suitability of its products for any particular purpose, nor does SCILLC assume any liability arising out of the application or use of any product or circuit, and specifically disclaims any and all liability, including without limitation special, consequential or incidental damages. "Typical" parameters which may be provided in SCILLC data sheets and/or specifications can and do vary in different applications and actual performance may vary over time. All operating parameters, including "Typicals" must be validated for each customer application by customer's technical experts. SCILLC does not convey any license under its patent rights nor the rights of others. SCILLC products are not designed, intended, or authorized for use as components in systems intended for surgical implant into the body, or other applications intended to support or sustain life, or for any other application in which the failure of the SCILLC product could create a situation where personal injury or death may occur. Should Buyer purchase or use SCILLC products for any such unintended or unauthorized application, Buyer shall indemnify and hold SCILLC and its officers, employees, subsidiaries, affiliates, and distributors harmless against all claims, costs, damages, and expenses, and reasonable attorney fees arising out of, directly or indirectly, any claim of personal injury or death associated with such unintended or unauthorized use, even if such claim alleges that SCILLC was negligent regarding the design or manufacture of the part. SCILLC is an Equal Opportunity/Affirmative Action Employer. This literature is subject to all applicable copyright laws and is not for resale in any manner.

PUBLICATION ORDERING INFORMATION



LITERATURE FULFILLMENT:
Literature Distribution Center for ON Semiconductor
P.O. Box 61312, Phoenix, Arizona 85082-1312 USA
Phone: 480-829-7710 or 800-344-3860 Toll Free USA/Canada
Fax: 480-829-7709 or 800-344-3867 Toll Free USA/Canada
Email: orderlit@onsemi.com

N. American Technical Support: 800-282-9855 Toll Free USA/Canada
Japan: ON Semiconductor, Japan Customer Focus Center
2-9-1 Kamimeguro, Meguro-ku, Tokyo, Japan 153-0051
Phone: 81-3-5773-3850

ON Semiconductor Website: <http://onsemi.com>
Order Literature: <http://www.onsemi.com/litorder>
For additional information, please contact your local Sales Representative.

Looking for pricing, stock, or lifecycle information?

Click below to explore more details on WIN SOURCE:

-  [View BC237BRL1 on WIN SOURCE](#)
-  [ON Semiconductor](#) Information

Optimize Your Supply Chain with WIN SOURCE Solutions

-  Global Sourcing Solution
-  Obsolete Management
-  Cost Control Management
-  Shortage Management
-  Alternative Solution
-  Excess Inventory Management