



**THE DATASHEET OF  
FTSH-115-01-L-DV-K-P-TR**



# SURFACE MOUNT MICRO HEADER

(1.27 mm) .050" PITCH • FTSH SERIES



## FTSH

**Board Mates:**  
CLP, FLE

**Cable Mates:**  
FFSD, FFTP

### SPECIFICATIONS

**Insulator Material:**  
Black Liquid Crystal Polymer

**Terminal Material:**  
Phosphor Bronze

**Plating:**  
Sn or Au over

50 μ" (1.27 μm) Ni

**Current Rating (FTSH/CLP):**  
3.4 A per pin

(2 pins powered)

**Operating Temp Range:**  
-55 °C to +125 °C

### PROCESSING

**Lead-Free Solderable:**  
Yes

**SMT Lead Coplanarity:**

-MT & -DV Tail Option:  
(0.10 mm) .004" max (02-25)

-MT & -DH Tail Option:  
(0.15 mm) .006" max (26-50)\*

\*(.004" stencil solution

may be available; contact

ipg@samtec.com)

### ALSO AVAILABLE

MOQ Required

Molded Pick & Place pads

Latches

Other platings



### Notes:

Severe Environment  
Testing qualified; aligns  
with MIL-DTL-55302.  
Visit samtec.com/set

Some sizes, styles and  
options are non-standard,  
non-returnable.

See SFM/TFM for positive  
alignment feature.

FTSH	1	NO. PINS PER ROW	LEAD STYLE	PLATING OPTION	TAIL OPTION	OPTION	FLEX SHROUD OPTIONS	OTHER OPTIONS
------	---	------------------	------------	----------------	-------------	--------	---------------------	---------------

02  
thru  
50

**-01**  
= (3.05 mm)  
.120" Post  
(Mates with  
FFSD)

**-02**  
= (1.91 mm)  
.075" Post  
(Mates with  
FLE)

**-03**  
= (1.65 mm)  
.065" Post  
(Mates with  
CLP-D)

**-04**  
= (3.81 mm)  
.150" Post  
(Mates with  
CLP-DH)

**-05**  
= (4.32 mm)  
.170" Post  
(Mates with  
CLP-BE)

**-F**  
= Gold flash  
on post,  
Matte Tin  
on tail

**-L**  
= 10 μ"  
(0.25 μm)  
Gold  
on post,  
Matte Tin  
on tail

**-DV**  
= Double  
Vertical

**-DH**  
= Double  
Horizontal  
(Styles  
-01, -02 &  
-04 only)

**-MT**  
= Mixed  
Technology  
(Styles  
-01, -02 &  
-04 only)

Leave Blank  
for -DH &  
-MT

**"XXX"**  
= Polarized  
Position  
(Specify  
position  
of  
omitted  
pin)  
(Not  
available  
with -EX  
options)

(Style -02 & -03  
only, -DH & -MT  
not available)  
9 pins/row  
minimum  
(Other positions  
available. Call  
Samtec.)

**-ES**  
= End Shroud

**-EC**  
= End Shroud  
with Locking  
Clip  
(Manual  
placement  
required)

**-EP**  
= End Shroud  
with Guide Post

**-EL**  
= End Shroud  
with Board  
Lock  
(Boards are  
positively  
locked  
and cannot be  
unmated)

**-EJ**  
= Ejector Shroud  
(Style -01 only)  
-DH & -MT  
not available  
10 pins/row  
minimum  
25 pins/row  
maximum

**-K**  
= Keying  
Shroud for  
mating  
with FFSD  
(Style -01 only,  
05 thru 25  
pins/row only.  
13, 17, 20 &  
25 only with  
-EJ option)  
(-DV only)

**-A**  
= Alignment  
Pin  
(-DV 3 positions  
minimum)  
(-DH 5 positions  
minimum)  
(Metal or  
plastic at  
Samtec  
discretion)

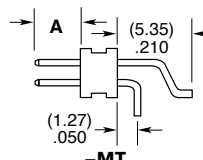
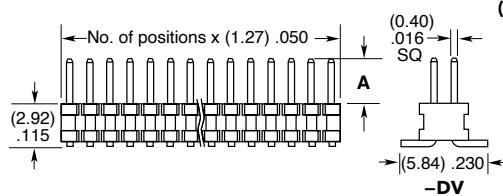
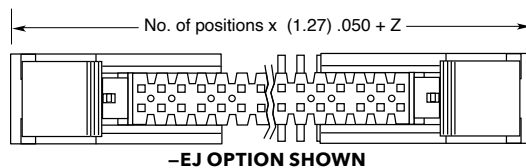
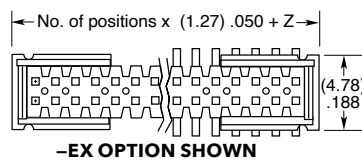
**-C**  
= (5.00 mm)  
.197" DIA  
Polyimide film  
Pick & Place Pad  
(-DH only)

**-P**  
= Pick &  
Place Pad  
(-DV 4 positions  
minimum)  
(-DH & -MT  
not available)

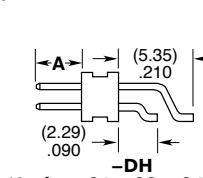
**-TR**  
= Tape & Reel  
(Flex Shroud  
options  
not available  
except -ES  
& -EJ)

**-FR**  
= Full Reel  
Tape & Reel  
(must order  
maximum  
quantity  
per reel;  
contact  
Samtec for  
quantity breaks)

OPTION	Z
-ES	(2.57) .101
-EJ	(15.77) .621
-EC	(3.33) .131
-EP	(5.87) .231
-EL	(6.53) .257

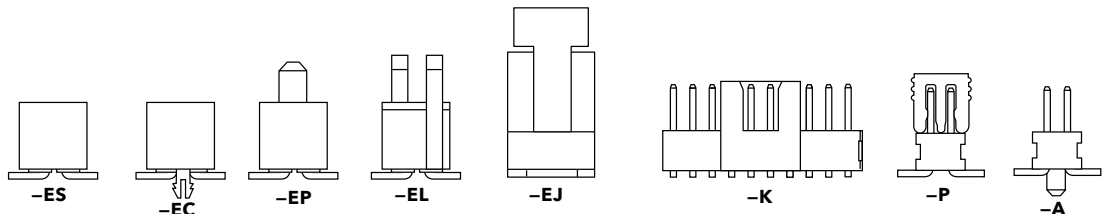


**-MT**  
(Styles -01, -02 & -04 only)





**-DH**  
(Styles -01, -02, -04 only)

LEAD STYLE	A
-01	(3.05) .120
-02	(1.91) .075
-03	(1.65) .065
-04	(3.81) .150
-05	(4.32) .170



## Looking for pricing, stock, or lifecycle information?

Click below to explore more details on WIN SOURCE:

-  [View FTSH-115-01-L-DV-K-P-TR on WIN SOURCE](#)
-  [Samtec Inc. Information](#)

## Optimize Your Supply Chain with WIN SOURCE Solutions

-  Global Sourcing Solution
-  Obsolete Management
-  Cost Control Management
-  Shortage Management
-  Alternative Solution
-  Excess Inventory Management