



**THE DATASHEET OF  
0402HS-3N3EJTS**





# WIRE-WOUND CHIP INDUCTOR – CERAMIC / 0402 (1005)

## 0402HS Series Part Numbering

### Part Numbering (Example)

( Ex. )    0402    H    S -    150    E    G    T    S

#### SIZE

0402	1.0 * 0.5 mm
0603	1.6 * 0.8 mm
0805	2.0 * 1.2 mm
1008	2.5 * 2.0 mm
1206	3.2 * 1.6 mm
1210	3.2 * 2.5 mm

#### SHAPE

C : C SHAPE  
H : H SHAPE

#### PROFILE.

S:STANDARD  
T: LOW PROFILE  
M:OPTIMUM DIMENSION

#### INDUCTANCE

- FIRST 2 DIGITS ARE SIGNIFICANT  
- 3 DIGIT IS MULTIPLIER

#### PACK/ FEATURE

S =EIA RS481 CLEAR TAPE & REEL  
/STANDARD TYPE.

#### TERMINAL TYPE/MATERIAL.

T = TERMINAL, CERAMIC CORE (SUBSTRATE)  
F = FERRITE CORE (SUBSTRATE)

#### INDUCTANCE TOLERANCE

G=±2%, H=±3%, J=± 5%, K=±10%, M=±20%  
B=±0.1nH, C=±0.2nH, D=±0.5nH

#### SHAPE

E = FLAT TOP



# WIRE-WOUND CHIP INDUCTOR – CERAMIC / 0402 (1005)

## 0402HS Series (1.0 ~ 120nH)

Part Number	Inductance nH	Percent Tolerance	Q Min	SRF Min GHz	Rdc Max Ohms	Ibc Max mA	900MHz		1.7GHz	
							L Typ	Q Typ	L Typ	Q Typ
0402HS-1N0E_TS	1.0 @ 250MHz	10	16	12.70	0.045	1360	1.02	56	1.03	83
0402HS-1N2E_TS	1.2 @ 250MHz	10,5	14	12.90	0.090	740	1.20	59	1.21	91
0402HS-1N8E_TS	1.8 @ 250MHz	10,5,B	16	11.30	0.070	1040	1.78	59	1.81	87
0402HS-1N9E_TS	1.9 @ 250MHz	10,5	16	11.30	0.070	1040	1.72	68	1.74	82
0402HS-2N0E_TS	2.0 @ 250MHz	10,5	16	11.10	0.070	1040	1.93	54	1.93	75
0402HS-2N2E_TS	2.2 @ 250MHz	10,5,C	19	10.80	0.070	960	2.19	59	2.23	100
0402HS-2N4E_TS	2.4 @ 250MHz	10,5	15	10.50	0.070	790	2.24	51	2.27	68
0402HS-2N7E_TS	2.7 @ 250MHz	10,5	16	10.40	0.120	640	2.23	42	2.25	61
0402HS-3N3E_TS	3.3 @ 250MHz	10,5	19	7.00	0.066	840	3.10	65	3.12	87
0402HS-3N6E_TS	3.6 @ 250MHz	10,5,2	19	6.80	0.066	840	3.56	45	3.62	71
0402HS-3N9E_TS	3.9 @ 250MHz	10,5,2	19	5.80	0.066	840	3.89	50	4.00	75
0402HS-4N3E_TS	4.3 @ 250MHz	10,5,2	18	6.00	0.091	700	4.19	47	4.30	71
0402HS-4N7E_TS	4.7 @ 250MHz	10,5,2	18	4.70	0.130	640	4.55	48	4.68	68
0402HS-5N1E_TS	5.1 @ 250MHz	10,5,2	20	4.80	0.083	800	5.15	56	5.25	82
0402HS-5N6E_TS	5.6 @ 250MHz	10,5,2	20	4.80	0.083	760	5.16	54	5.28	81
0402HS-6N2E_TS	6.2 @ 250MHz	10,5,2	20	4.80	0.083	760	6.16	52	6.37	76
0402HS-6N8E_TS	6.8 @ 250MHz	10,5,2	20	4.80	0.083	680	6.56	63	6.93	78
0402HS-7N5E_TS	7.5 @ 250MHz	10,5,2	22	4.80	0.104	680	7.91	60	8.22	88
0402HS-8N2E_TS	8.2 @ 250MHz	10,5,2	22	4.40	0.104	680	8.50	57	8.85	84
0402HS-8N7E_TS	8.7 @ 250MHz	10,5,2	18	4.10	0.200	480	8.78	54	9.21	73
0402HS-9N0E_TS	9.0 @ 250MHz	10,5,2	22	4.16	0.104	680	9.07	62	9.53	78
0402HS-9N5E_TS	9.5 @ 250MHz	10,5,2	18	4.00	0.200	480	9.42	54	9.98	69
0402HS-100E_TS	10.0 @ 250MHz	10,5,2	21	3.90	0.195	480	9.80	50	10.10	67
0402HS-110E_TS	11.0 @ 250MHz	10,5,2	24	3.68	0.120	640	10.70	52	11.20	78
0402HS-120E_TS	12.0 @ 250MHz	10,5,2	24	3.60	0.120	640	11.90	53	12.70	71
0402HS-130E_TS	13.0 @ 250MHz	10,5,2	24	3.45	0.210	440	13.40	51	14.60	57
0402HS-150E_TS	15.0 @ 250MHz	10,5,2	24	3.28	0.172	560	14.60	55	15.50	77
0402HS-160E_TS	16.0 @ 250MHz	10,5,2	24	3.10	0.220	560	16.60	46	18.80	47
0402HS-180E_TS	18.0 @ 250MHz	10,5,2	25	3.10	0.230	420	18.30	57	20.30	62
0402HS-190E_TS	19.0 @ 250MHz	10,5,2	24	3.04	0.202	480	19.10	50	21.10	67
0402HS-200E_TS	20.0 @ 250MHz	10,5,2	25	3.00	0.250	420	20.70	52	23.70	53
0402HS-220E_TS	22.0 @ 250MHz	10,5,2	25	2.80	0.300	400	23.20	53	26.80	53
0402HS-230E_TS	23.0 @ 250MHz	10,5,2	24	2.72	0.300	400	23.80	49	26.90	64
0402HS-240E_TS	24.0 @ 250MHz	10,5,2	25	2.70	0.300	400	25.10	51	29.50	50
0402HS-270E_TS	27.0 @ 250MHz	10,5,2	24	2.48	0.300	400	28.70	49	33.50	63
0402HS-300E_TS	30.0 @ 250MHz	10,5,2	25	2.35	0.350	400	31.10	46	38.50	39
0402HS-330E_TS	33.0 @ 250MHz	10,5,2	24	2.35	0.350	400	34.90	31	41.70	32
0402HS-360E_TS	36.0 @ 250MHz	10,5,2	24	2.32	0.440	320	39.50	44	48.40	53
0402HS-390E_TS	39.0 @ 250MHz	10,5,2	25	2.10	0.550	200	41.70	47	50.20	45
0402HS-400E_TS	40.0 @ 250MHz	10,5,2	24	2.24	0.500	320	39.00	44	47.40	33

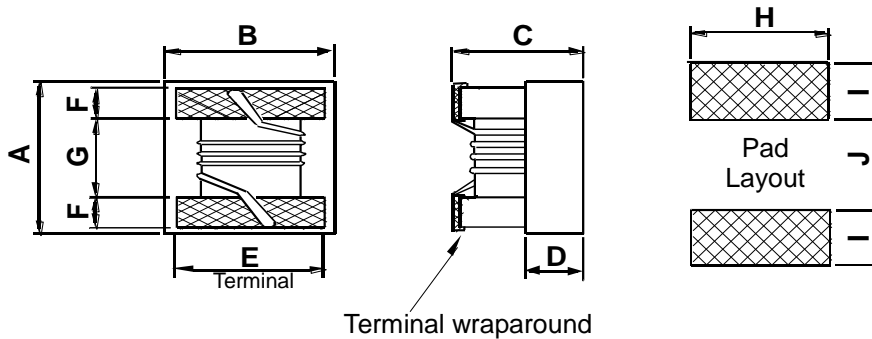
# WIRE-WOUND CHIP INDUCTOR – CERAMIC / 0402 (1005)

## 0402HS Series (1.0 ~ 120nH)

Part Number	Inductance nH	Percent Tolerance	Q Min	SRF Min GHz	R <sub>dc</sub> Max Ohms	I <sub>dc</sub> Max mA	900MHz		1.7GHz	
							L Typ	Q Typ	L Typ	Q Typ
0402HS-430E_TS	43.0 @ 250MHz	10,5,2	25	2.03	0.810	100	45.80	46	61.60	34
0402HS-470E_TS	47.0 @ 250MHz	10,5,2	25	2.10	0.830	150	50.00	38	55.80	37
0402HS-510E_TS	51.0 @ 250MHz	10,5,2	25	1.75	0.820	100	50.40	47	59.40	37
0402HS-560E_TS	56.0 @ 250MHz	10,5,2	25	1.76	0.970	100	57.40	49	72.40	40
0402HS-680E_TS	68.0 @ 250MHz	10,5,2	22	1.62	1.120	100	69.60	45	83.40	38
0402HS-720E_TS	72.0 @ 250MHz	10,5,2	22	1.30	1.120	100	-	-	-	-
0402HS-820E_TS	82.0 @ 250MHz	10,5,2	22	1.26	1.550	50	-	-	-	-
0402HS-101E_TS	100.0 @ 250MHz	10,5,2	22	1.16	2.000	30	-	-	-	-
0402HS-121E_TS	120.0 @ 250MHz	10,5,2	20	1.80	2.660	50	-	-	-	-

Working Temperature Range : -40 °C ~ +125 °C

### Shape & Dimension



	A		B		C		D Ref.	E	F	G	H	I	J
	Max.	Ref	Max.	Ref	Max.	Ref							
inch	0.050	0.043	0.030	0.026	0.024	0.022	0.006	0.020	0.009	0.022	0.026	0.020	0.018
mm	1.27	1.10	0.76	0.66	0.61	0.56	0.15	0.51	0.23	0.56	0.66	0.50	0.46

Parts/Reel: 7" 4,000PCS

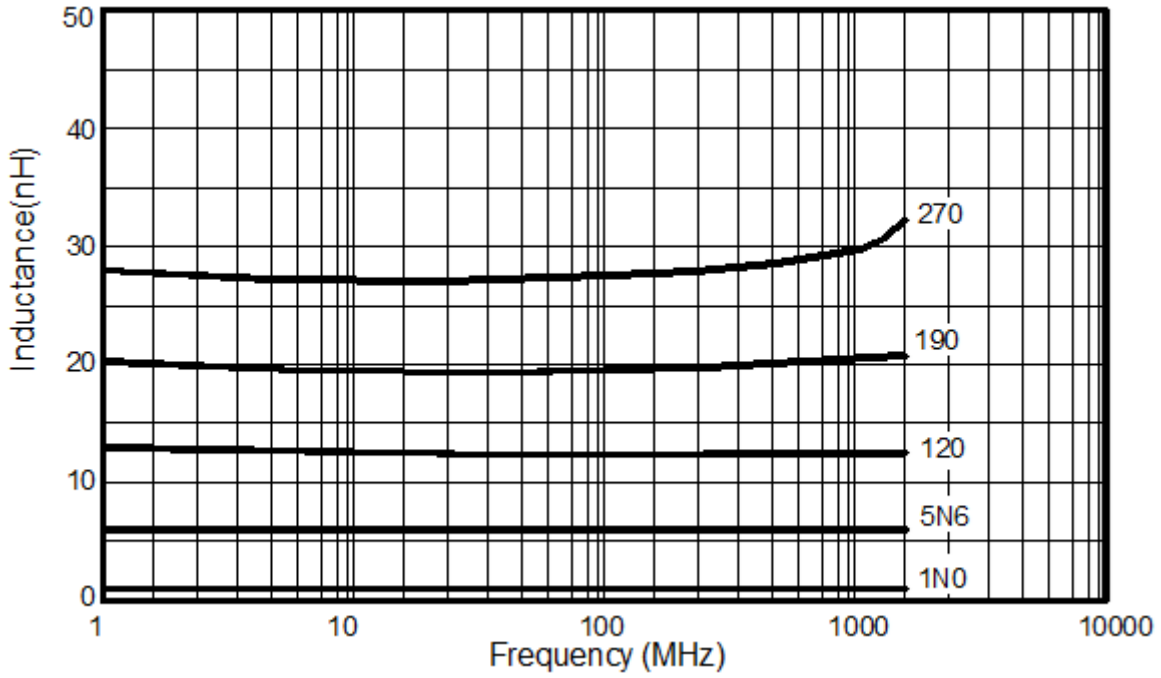
Tape Width: 8mm



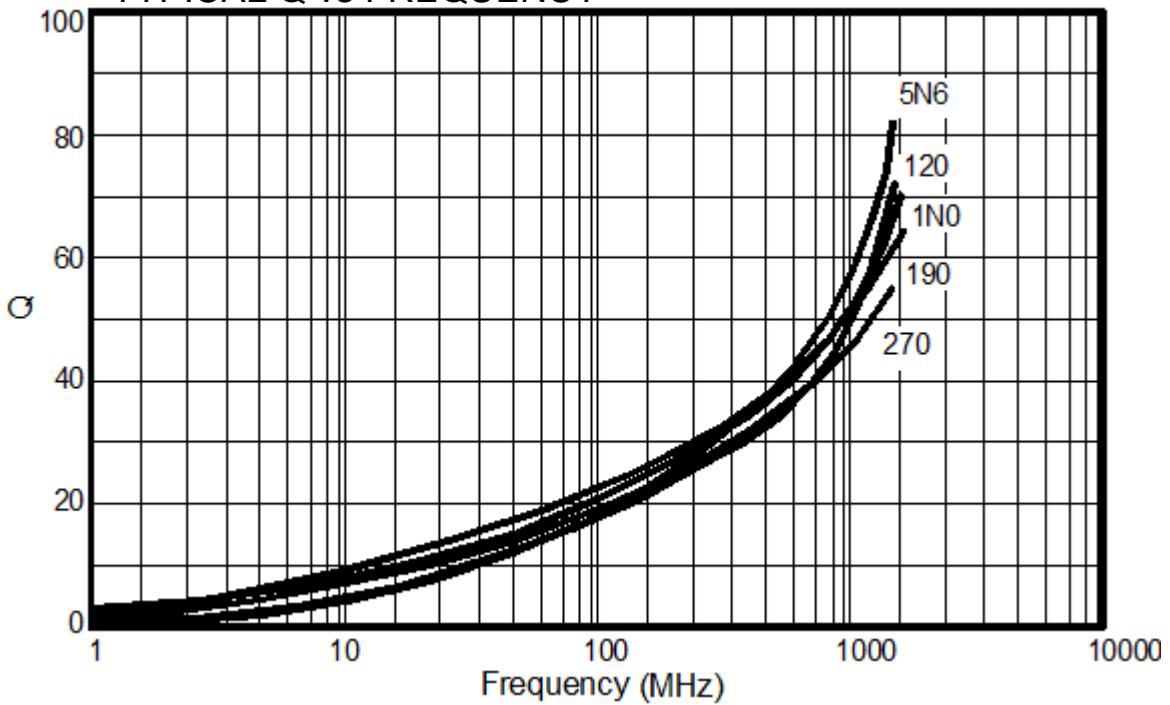
# WIRE-WOUND CHIP INDUCTOR – CERAMIC / 0402 (1005)

## 0402HS Series Typical Electrical Characteristics

### TYPICAL L vs FREQUENCY



### TYPICAL Q vs FREQUENCY



## Looking for pricing, stock, or lifecycle information?

Click below to explore more details on WIN SOURCE:

 [View 0402HS-3N3EJTS on WIN SOURCE](#)

 [Delta Electronics](#) Information

## Optimize Your Supply Chain with WIN SOURCE Solutions

-  Global Sourcing Solution
-  Obsolete Management
-  Cost Control Management
-  Shortage Management
-  Alternative Solution
-  Excess Inventory Management