




**THE DATASHEET OF  
IV2405SA**



# 1 Watt IV Series



- Single & Dual Unregulated Output
- SIP or DIP Package
- 3.0kV DC Isolation
- Optional 4.0kV & 6.0kV DC Isolation
- -40°C to +85°C Operation
- MTBF >1.1 Mhrs
- 3 Year Warranty

## Specification

### Input

- Input Voltage Range • Nominal  $\pm 10\%$
- Input Reflected • 20mA pk-pk through 12 $\mu$ H
- Ripple Current • 5Hz to 20MHz
- Input Reverse Voltage Protection • None
- Input Filter • Capacitor

### Output

- Output Voltage • See table
- Minimum Load • None<sup>(3)</sup>
- Line Regulation • 1.2%/1%  $\Delta V_{in}$
- Load Regulation •  $\pm 10\%$  20-100% load change (3.3 V models  $\pm 20\%$ )
- Setpoint Accuracy •  $\pm 3\%$
- Ripple & Noise • 75 mV pk-pk max, 20 MHz bandwidth
- Temperature Coefficient • 0.02%/°C
- Maximum Capacitive Load • Dual:  $\pm 100 \mu$ F, Single: 220  $\mu$ F

### General

- Efficiency • See table
- Isolation Voltage • 3000 VDC<sup>(4)</sup>
- Isolation Resistance • 10<sup>9</sup> $\Omega$
- Isolation Capacitance • 60 pF typical
- Switching Frequency • Variable, 80 KHz typical
- MTBF • >1.1 Mhrs to MIL-HDBK-217F at 25 °C, GB

### Environmental

- Operating Temperature • -40 °C to +85 °C
- Storage Temperature • -40 °C to +125 °C
- Case Temperature • 100 °C max
- Cooling • Convection-cooled

### Safety

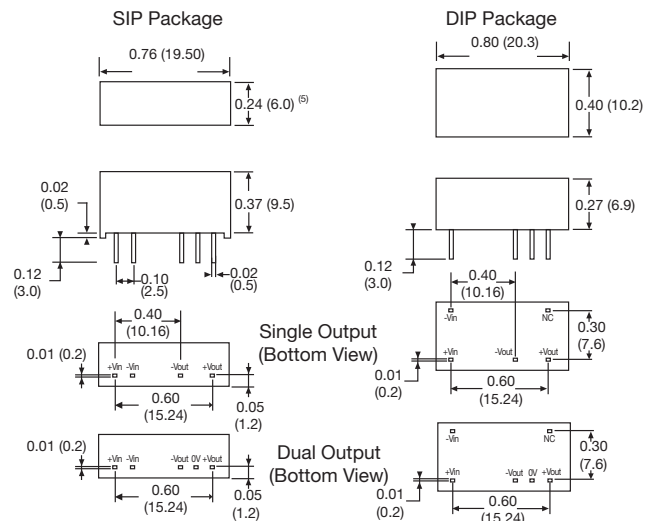
- Safety Approvals • UL60950-1 & CAN/CSA C22.2 No. 60950-1  
UL62368-1 & CAN/CSA C22.2 No. 62368-1, CE & UKCA meets all applicable directives & legislation.

### Notes

- For dual output, delete suffix 'A', and split current equally between rails.
- For DIP package, replace 'S' in part number with 'D'.
- Operation at no load will not damage unit but it may not meet all specifications.
- For 4000 VDC Isolation, add suffix '-H4'. For 6000 VDC Isolation, add suffix '-H6'.
- All dimensions in inches (mm).
- Pin pitch tolerance:  $\pm 0.014$  ( $\pm 0.35$ )
- Case tolerance:  $\pm 0.02$  ( $\pm 0.5$ )
- Weight: SIP 0.006 lbs (2.6 g), DIP 0.005 lbs (2.3 g)

Input Voltage <sup>(5)</sup>	No Load Input Current	Output Voltage	Output Current	Efficiency	Model Number <sup>(1,2)</sup>
5 VDC	30 mA	3.3 V	300 mA	75%	IV0503SA
	30 mA	5.0 V	200 mA	78%	IV0505SA
	30 mA	9.0 V	112 mA	75%	IV0509SA
	30 mA	12.0 V	84 mA	76%	IV0512SA
	30 mA	15.0 V	66 mA	76%	IV0515SA
	30 mA	24.0 V	42 mA	72%	IV0524SA
12 VDC	20 mA	3.3 V	300 mA	74%	IV1203SA
	20 mA	5.0 V	200 mA	74%	IV1205SA
	20 mA	9.0 V	112 mA	75%	IV1209SA
	20 mA	12.0 V	84 mA	77%	IV1212SA
	20 mA	15.0 V	66 mA	78%	IV1215SA
	20 mA	24.0 V	42 mA	75%	IV1224SA
24 VDC	10 mA	3.3 V	300 mA	75%	IV2403SA
	10 mA	5.0 V	200 mA	77%	IV2405SA
	10 mA	9.0 V	112 mA	75%	IV2409SA
	10 mA	12.0 V	84 mA	78%	IV2412SA
	10 mA	15.0 V	66 mA	78%	IV2415SA
	10 mA	24.0 V	42 mA	78%	IV2424SA

## Mechanical Details








## Looking for pricing, stock, or lifecycle information?

Click below to explore more details on WIN SOURCE:

 [View IV2405SA on WIN SOURCE](#)

 [XP Power Information](#)

## Optimize Your Supply Chain with WIN SOURCE Solutions

-  Global Sourcing Solution
-  Obsolete Management
-  Cost Control Management
-  Shortage Management
-  Alternative Solution
-  Excess Inventory Management