
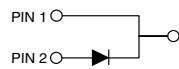

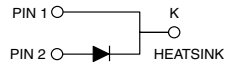




**THE DATASHEET OF  
MBRB1645-E3/81**



## Schottky Barrier Rectifier

**ITO-220AC**

**MBRF16xx**

**D<sup>2</sup>PAK (TO-263AB)**

**MBRB16xx**


**RoHS**  
COMPLIANT  
HALOGEN  
**FREE**  
Available

### FEATURES

- Power pack
- Guardring for overvoltage protection
- Low power loss, high efficiency
- Low forward voltage drop
- High forward surge capability
- High frequency operation
- Meets MSL level 1, per J-STD-020, LF maximum peak of 245 °C (for D<sup>2</sup>PAK (TO-263AB) package)
- Solder bath temperature 275 °C maximum, 10 s, per JESD 22-B106 (for ITO-220AC package)
- AEC-Q101 qualified available
  - Automotive ordering code:
    - Base P/NHE3 (for ITO-220AC)
    - Base P/NHM3 (for D<sup>2</sup>PAK (TO-263AB) package)
- Material categorization: for definitions of compliance please see [www.vishay.com/doc?99912](http://www.vishay.com/doc?99912)

PRIMARY CHARACTERISTICS	
$I_{F(AV)}$	16 A
$V_{RRM}$	35 V to 60 V
$I_{FSM}$	150 A
$V_F$	0.57 V, 0.65 V
$T_J \text{ max.}$	150 °C
Package	ITO-220AC, D <sup>2</sup> PAK (TO-263AB)
Circuit configuration	Single

### TYPICAL APPLICATIONS

For use in low voltage, high frequency rectifier of switching mode power supplies, freewheeling diodes, DC/DC converters, and polarity protection application.

### MECHANICAL DATA

**Case:** ITO-220AC, D<sup>2</sup>PAK (TO-263AB)

Molding compound meets UL 94 V-0 flammability rating  
Base P/N-E3 - RoHS-compliant, commercial grade

Base P/NHE3\_X - RoHS-compliant, AEC-Q101 qualified  
("X" denotes revision code, e.g. A, B, ...)

Base P/N-M3 - RoHS-compliant, halogen-free, commercial grade

Base P/NHM3 - RoHS-compliant, halogen-free, AEC-Q101 qualified

**Terminals:** matte tin plated leads, solderable per J-STD-002 and JESD 22-B102

E3 and M3 suffix meets JESD 201 class 1A whisker test, HE3 and HM3 suffix meets JESD 201 class 2 whisker test

**Polarity:** as marked

**Mounting Torque:** 10 in-lbs maximum



MAXIMUM RATINGS (T <sub>C</sub> = 25 °C unless otherwise noted)					
PARAMETER	SYMBOL	MBRF1635	MBRB1645 MBRF1645	MBRB1660	UNIT
Maximum repetitive peak reverse voltage	V <sub>RRM</sub>	35	45	60	V
Working peak reverse voltage	V <sub>RWM</sub>	35	45	60	
Maximum DC blocking voltage	V <sub>DC</sub>	35	45	60	
Maximum average forward rectified current at T <sub>C</sub> = 125 °C	I <sub>F(AV)</sub>	16			A
Peak forward surge current 8.3 ms single half sine-wave superimposed on rated load	I <sub>FSM</sub>	150			
Peak repetitive reverse current at t <sub>p</sub> = 2.0 μs, 1 kHz	I <sub>RRM</sub>	1.0	0.5		
Voltage rate of change (rated V <sub>R</sub> )	dV/dt	10 000			V/μs
Operating junction temperature range	T <sub>J</sub>	-65 to +150			°C
Storage temperature range	T <sub>STG</sub>	-65 to +175			
Isolation voltage (ITO-220AC only) from terminal to heatsink t = 1 min	V <sub>AC</sub>	1500			V

ELECTRICAL CHARACTERISTICS (T <sub>C</sub> = 25 °C unless otherwise noted)							
PARAMETER	SYMBOL	TEST CONDITIONS		MBRF1635	MBRB1645 MBRF1645	MBRB1660	UNIT
Maximum instantaneous forward voltage	V <sub>F</sub> <sup>(1)</sup>	I <sub>F</sub> = 16 A	T <sub>C</sub> = 25 °C	0.63		0.75	V
		I <sub>F</sub> = 16 A	T <sub>C</sub> = 125 °C	0.57		0.65	
Maximum instantaneous reverse current at DC blocking voltage	I <sub>R</sub> <sup>(1)</sup>	Rated V <sub>R</sub>	T <sub>C</sub> = 25 °C	0.2		1.0	mA
			T <sub>C</sub> = 125 °C	40		50	

**Notes**

- (1) Pulse test: 300 μs pulse width, 1 % duty cycle  
 (2) Pulse test: pulse width ≤ 40 ms

THERMAL CHARACTERISTICS (T <sub>C</sub> = 25 °C unless otherwise noted)				
PARAMETER	SYMBOL	MBRF	MBRB	UNIT
Typical thermal resistance from junction to case	R <sub>θJC</sub>	3.0	1.5	°C/W

ORDERING INFORMATION (Example)					
PACKAGE	PREFERRED P/N	UNIT WEIGHT (g)	PACKAGE CODE	BASE QUANTITY	DELIVERY MODE
ITO-220AC	MBRF1645-E3/45	1.94	45	50/tube	Tube
D <sup>2</sup> PAK (TO-263AB)	MBRB1645-M3/I	1.33	I	800/reel	Tape and reel
ITO-220AC	MBRF1645HE3_A/P <sup>(1)</sup>	1.94	P	50/tube	Tube
D <sup>2</sup> PAK (TO-263AB)	MBRB1645HM3/I <sup>(1)</sup>	1.33	I	800/reel	Tape and reel

**Note**

- (1) AEC-Q101 qualified



### RATINGS AND CHARACTERISTICS CURVES ( $T_C = 25\text{ }^\circ\text{C}$ unless otherwise noted)

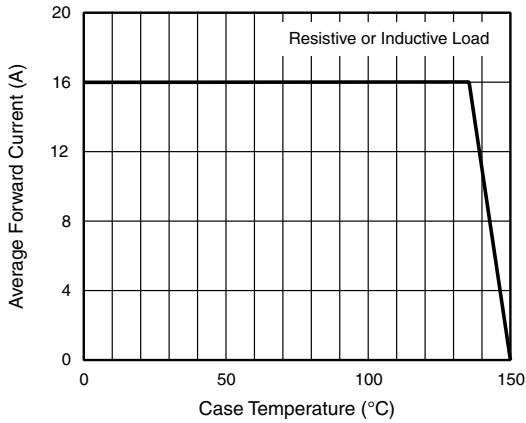


Fig. 1 - Forward Current Derating Curve

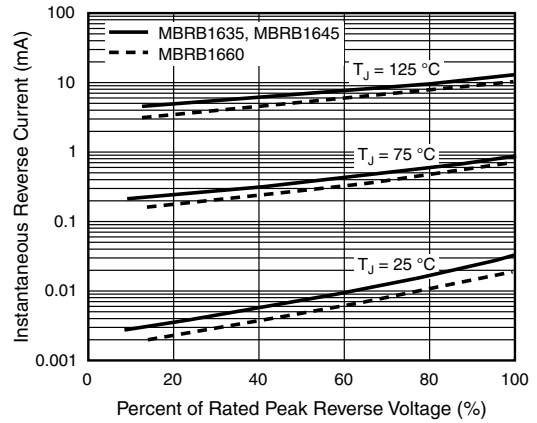


Fig. 4 - Typical Reverse Characteristics

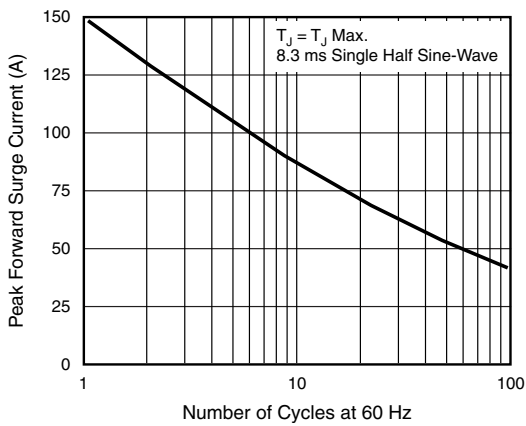


Fig. 2 - Maximum Non-Repetitive Peak Forward Surge Current

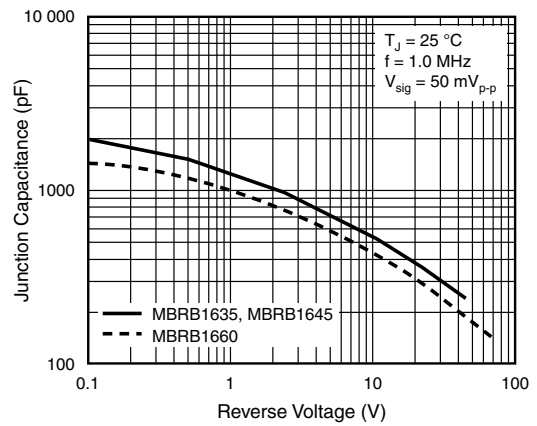


Fig. 5 - Typical Junction Capacitance

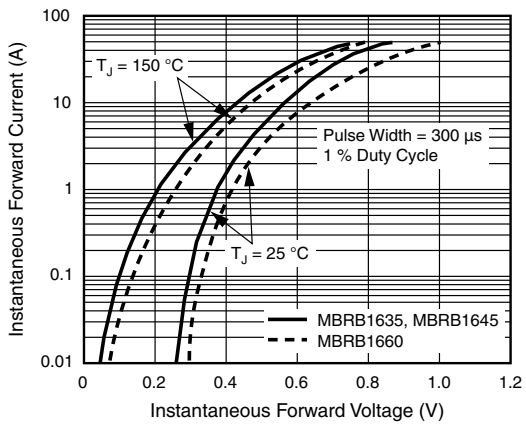


Fig. 3 - Typical Instantaneous Forward Characteristics

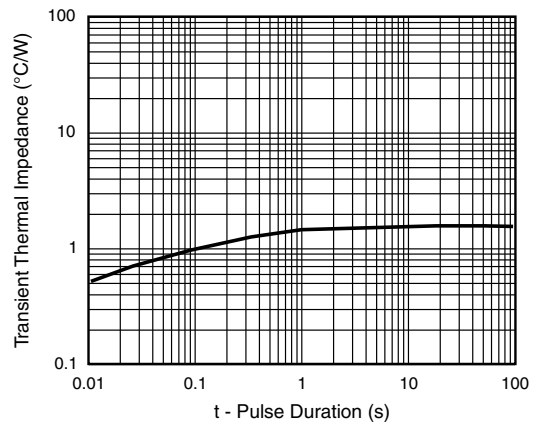
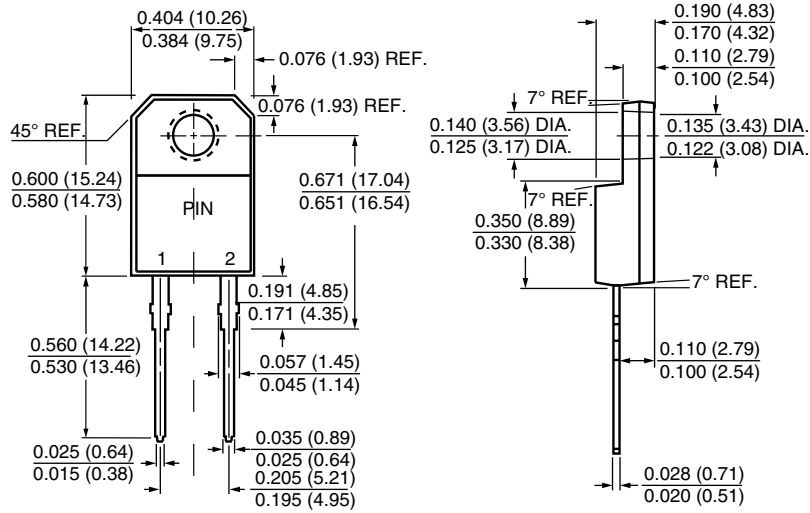


Fig. 6 - Typical Transient Thermal Impedance

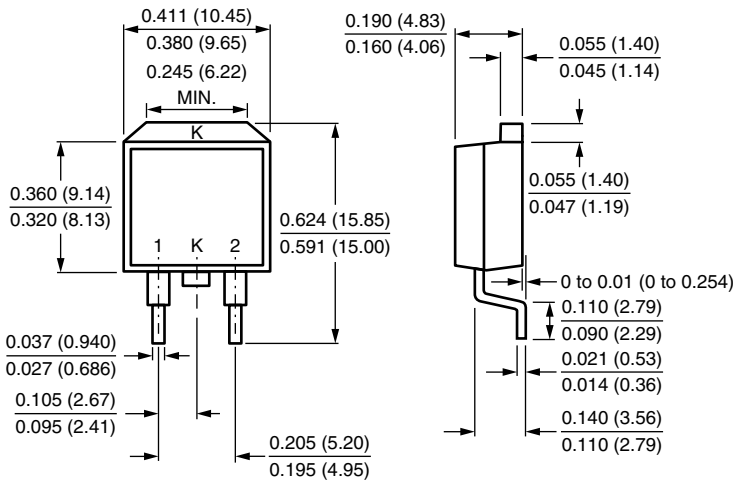


## PACKAGE OUTLINE DIMENSIONS in inches (millimeters)

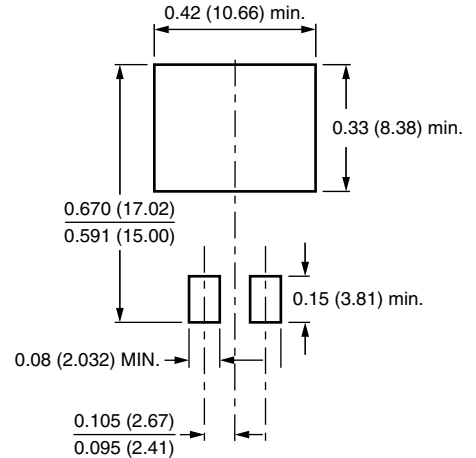
### ITO-220AC



### D<sup>2</sup>PAK (TO-263AB)



### Mounting Pad Layout





## Disclaimer

ALL PRODUCT, PRODUCT SPECIFICATIONS AND DATA ARE SUBJECT TO CHANGE WITHOUT NOTICE TO IMPROVE RELIABILITY, FUNCTION OR DESIGN OR OTHERWISE.

Vishay Intertechnology, Inc., its affiliates, agents, and employees, and all persons acting on its or their behalf (collectively, "Vishay"), disclaim any and all liability for any errors, inaccuracies or incompleteness contained in any datasheet or in any other disclosure relating to any product.

Vishay makes no warranty, representation or guarantee regarding the suitability of the products for any particular purpose or the continuing production of any product. To the maximum extent permitted by applicable law, Vishay disclaims (i) any and all liability arising out of the application or use of any product, (ii) any and all liability, including without limitation special, consequential or incidental damages, and (iii) any and all implied warranties, including warranties of fitness for particular purpose, non-infringement and merchantability.

Statements regarding the suitability of products for certain types of applications are based on Vishay's knowledge of typical requirements that are often placed on Vishay products in generic applications. Such statements are not binding statements about the suitability of products for a particular application. It is the customer's responsibility to validate that a particular product with the properties described in the product specification is suitable for use in a particular application. Parameters provided in datasheets and / or specifications may vary in different applications and performance may vary over time. All operating parameters, including typical parameters, must be validated for each customer application by the customer's technical experts. Product specifications do not expand or otherwise modify Vishay's terms and conditions of purchase, including but not limited to the warranty expressed therein.



Hyperlinks included in this datasheet may direct users to third-party websites. These links are provided as a convenience and for informational purposes only. Inclusion of these hyperlinks does not constitute an endorsement or an approval by Vishay of any of the products, services or opinions of the corporation, organization or individual associated with the third-party website. Vishay disclaims any and all liability and bears no responsibility for the accuracy, legality or content of the third-party website or for that of subsequent links.

Except as expressly indicated in writing, Vishay products are not designed for use in medical, life-saving, or life-sustaining applications or for any other application in which the failure of the Vishay product could result in personal injury or death. Customers using or selling Vishay products not expressly indicated for use in such applications do so at their own risk. Please contact authorized Vishay personnel to obtain written terms and conditions regarding products designed for such applications.

No license, express or implied, by estoppel or otherwise, to any intellectual property rights is granted by this document or by any conduct of Vishay. Product names and markings noted herein may be trademarks of their respective owners.

## Looking for pricing, stock, or lifecycle information?

Click below to explore more details on WIN SOURCE:

-  [View MBRB1645-E3/81 on WIN SOURCE](#)
-  [Vishay Information](#)

## Optimize Your Supply Chain with WIN SOURCE Solutions

-  Global Sourcing Solution
-  Obsolete Management
-  Cost Control Management
-  Shortage Management
-  Alternative Solution
-  Excess Inventory Management