



**THE DATASHEET OF
DMM1W10K-F**



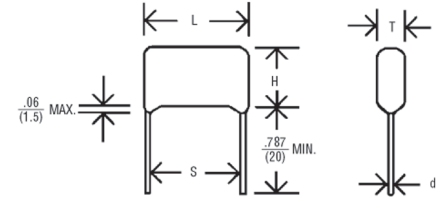
Type DMM Polyester Film Capacitors

Metallized - Radial Leads

DC Applications - Self Healing



Type DMM radial-leaded, metallized polyester capacitors have non-inductive windings and multi-layered epoxy resin enhancing performance characteristics and humidity resistance. Self healing characteristics prevent permanent shorting due to high-voltage transients. When long life and performance stability are critical **Type DMM** is the ideal solution.



NOTE: Other capacitance values, sizes and performance specifications are available. Contact us.

Specifications

Capacitance Range	.01-10 μ F																																									
Capacitance Tolerance	\pm 10% (K) standard, \pm 5% (J) optional																																									
Rated Voltage	100 - 630 Vdc																																									
Operating Temperature Range	-55 $^{\circ}$ C to +125 $^{\circ}$ C (with 50% Vdc derating >85 $^{\circ}$ C)																																									
Dielectric Strength	150% (1 minute)																																									
Dissipation Factor	1% Max. (25 $^{\circ}$ C, 1kHz)																																									
Insulation Resistance	5,000 M Ω x μ F, 10,000 M Ω Min																																									
Life Test	1000 Hours at 85 $^{\circ}$ C at 125% Rated Voltage																																									
Pulse Capability	<table border="1"> <thead> <tr> <th rowspan="2">Rated Volts</th> <th colspan="5">Body Length</th> </tr> <tr> <th>0.55</th> <th>0.71</th> <th>0.94</th> <th>1.024-1.220</th> <th>1.38</th> </tr> </thead> <tbody> <tr> <td></td> <td colspan="5" style="text-align:center">dV/dt—volts per microsecond, maximum</td> </tr> <tr> <td>100</td> <td>20</td> <td>12</td> <td>8</td> <td>6</td> <td></td> </tr> <tr> <td>250</td> <td>28</td> <td>17</td> <td>12</td> <td>8</td> <td>7</td> </tr> <tr> <td>400</td> <td>46</td> <td>28</td> <td>15</td> <td>14</td> <td>12</td> </tr> <tr> <td>630</td> <td>72</td> <td>43</td> <td>28</td> <td>21</td> <td>17</td> </tr> </tbody> </table>	Rated Volts	Body Length					0.55	0.71	0.94	1.024-1.220	1.38		dV/dt—volts per microsecond, maximum					100	20	12	8	6		250	28	17	12	8	7	400	46	28	15	14	12	630	72	43	28	21	17
Rated Volts	Body Length																																									
	0.55	0.71	0.94	1.024-1.220	1.38																																					
	dV/dt—volts per microsecond, maximum																																									
100	20	12	8	6																																						
250	28	17	12	8	7																																					
400	46	28	15	14	12																																					
630	72	43	28	21	17																																					
Regulatory Information																																										

Ratings

Cap. (μ F)	Catalog Part Number	T Max. Inches (mm)	H Max. Inches (mm)	L Max. Inches (mm)	S \pm .06 (\pm 1.5) Inches (mm)	d Inches (mm)
100 Vdc						
0.15	DMM1P15K-F	0.236 (6.0)	0.394 (10.0)	0.551 (14.0)	0.394 (10.0)	0.024 (0.6)
0.22	DMM1P22K-F	0.236 (6.0)	0.414 (10.5)	0.551 (14.0)	0.394 (10.0)	0.024 (0.6)
0.33	DMM1P33K-F	0.236 (6.0)	0.414 (10.5)	0.709 (18.0)	0.591 (15.0)	0.024 (0.6)
0.47	DMM1P47K-F	0.236 (6.0)	0.473 (12.0)	0.709 (18.0)	0.591 (15.0)	0.024 (0.6)
0.68	DMM1P68K-F	0.276 (7.0)	0.551 (14.0)	0.709 (18.0)	0.591 (15.0)	0.024 (0.6)
1.00	DMM1W1K-F	0.354 (9.0)	0.591 (15.0)	0.709 (18.0)	0.591 (15.0)	0.032 (0.8)
1.50	DMM1W1P5K-F	0.354 (9.0)	0.670 (17.0)	1.024 (26.0)	0.886 (22.5)	0.032 (0.8)
2.20	DMM1W2P2K-F	0.433 (11.0)	0.788 (20.0)	1.024 (26.0)	0.886 (22.5)	0.032 (0.8)
3.30	DMM1W3P3K-F	0.453 (11.5)	0.788 (20.0)	1.024 (26.0)	0.886 (22.5)	0.032 (0.8)
4.70	DMM1W4P7K-F	0.512 (13.0)	0.906 (23.0)	1.221 (31.0)	1.083 (27.5)	0.032 (0.8)
6.80	DMM1W6P8K-F	0.630 (16.0)	1.024 (26.0)	1.221 (31.0)	1.083 (27.5)	0.032 (0.8)
10.00	DMM1W10K-F	0.709 (18.0)	1.221 (31.0)	1.221 (31.0)	1.083 (27.5)	0.032 (0.8)

Type DMM Polyester Film Capacitors

RoHS Compliant



Cap. (μ F)	Catalog Part Number	T Max. Inches (mm)	H Max. Inches (mm)	L Max. Inches (mm)	S \pm .06 (\pm 1.5) Inches (mm)	d Inches (mm)
250 Vdc						
0.068	DMM2S68K-F	0.236 (6.0)	0.394 (10.0)	0.551 (14.0)	0.390 (10.0)	0.024 (0.6)
0.10	DMM2P1K-F	0.276 (7.0)	0.394 (10.0)	0.551 (14.0)	0.390 (10.0)	0.024 (0.6)
0.15	DMM2P15K-F	0.276 (7.0)	0.433 (11.0)	0.709 (18.0)	0.590 (15.0)	0.024 (0.6)
0.22	DMM2P22K-F	0.276 (7.0)	0.473 (12.0)	0.709 (18.0)	0.590 (15.0)	0.024 (0.6)
0.33	DMM2P33K-F	0.276 (7.0)	0.512 (13.0)	0.709 (18.0)	0.590 (15.0)	0.024 (0.6)
0.47	DMM2P47K-F	0.315 (8.0)	0.591 (15.0)	1.024 (26.0)	0.886 (22.5)	0.032 (0.8)
0.68	DMM2P68K-F	0.354 (9.0)	0.610 (15.5)	1.024 (26.0)	0.886 (22.5)	0.032 (0.8)
1.00	DMM2W1K-F	0.394 (10.0)	0.670 (17.0)	1.024 (26.0)	0.886 (22.5)	0.032 (0.8)
1.50	DMM2W1P5K-F	0.394 (10.0)	0.768 (19.5)	1.221 (31.0)	1.083 (27.5)	0.032 (0.8)
2.20	DMM2W2P2K-F	0.512 (13.0)	0.866 (22.0)	1.221 (31.0)	1.083 (27.5)	0.032 (0.8)
3.30	DMM2W3P3K-F	0.630 (16.0)	1.024 (26.0)	1.221 (31.0)	1.083 (27.5)	0.032 (0.8)
4.70	DMM2W4P7K-F	0.630 (16.0)	1.024 (26.0)	1.221 (31.0)	1.083 (27.5)	0.032 (0.8)
400 Vdc						
0.033	DMM4S33K-F	0.236 (6.0)	0.414 (10.5)	0.551 (14.0)	0.394 (10.0)	0.024 (0.6)
0.047	DMM4S47K-F	0.315 (8.0)	0.433 (11.0)	0.551 (14.0)	0.394 (10.0)	0.024 (0.6)
0.068	DMM4S68K-F	0.236 (6.0)	0.512 (13.0)	0.709 (18.0)	0.591 (15.0)	0.024 (0.6)
0.10	DMM4P1K-F	0.256 (6.5)	0.512 (13.0)	0.709 (18.0)	0.591 (15.0)	0.024 (0.6)
0.15	DMM4P15K-F	0.276 (7.0)	0.551 (14.0)	0.709 (18.0)	0.591 (15.0)	0.032 (0.8)
0.22	DMM4P22K-F	0.354 (9.0)	0.630 (16.0)	1.024 (26.0)	0.886 (22.5)	0.032 (0.8)
0.33	DMM4P33K-F	0.354 (9.0)	0.630 (16.0)	1.024 (26.0)	0.886 (22.5)	0.032 (0.8)
0.47	DMM4P47K-F	0.394 (10.0)	0.709 (18.0)	1.024 (26.0)	0.886 (22.5)	0.032 (0.8)
0.68	DMM4P68K-F	0.414 (10.5)	0.709 (18.0)	1.221 (31.0)	1.083 (27.5)	0.032 (0.8)
1.00	DMM4W1K-F	0.473 (12.0)	0.866 (22.0)	1.221 (31.0)	1.083 (27.5)	0.032 (0.8)
630 Vdc						
0.01	DMM6S1K-F	0.236 (6.0)	0.394 (10.0)	0.551 (14.0)	0.394 (10.0)	0.024 (0.6)
0.015	DMM6S15K-F	0.256 (6.5)	0.453 (11.5)	0.551 (14.0)	0.394 (10.0)	0.024 (0.6)
0.022	DMM6S22K-F	0.276 (7.0)	0.492 (12.5)	0.551 (14.0)	0.394 (10.0)	0.024 (0.6)
0.033	DMM6S33K-F	0.315 (8.0)	0.532 (13.5)	0.709 (18.0)	0.591 (15.0)	0.024 (0.6)
0.047	DMM6S47K-F	0.295 (7.5)	0.492 (12.5)	0.709 (18.0)	0.591 (15.0)	0.024 (0.6)
0.068	DMM6S68K-F	0.335 (8.5)	0.571 (14.5)	0.709 (18.0)	0.591 (15.0)	0.032 (0.8)
0.10	DMM6P1K-F	0.374 (9.5)	0.630 (16.0)	0.709 (18.0)	0.591 (15.0)	0.032 (0.8)
0.15	DMM6P15K-F	0.394 (10.0)	0.670 (17.0)	1.024 (26.0)	0.886 (22.5)	0.032 (0.8)
0.22	DMM6P22K-F	0.433 (11.0)	0.788 (20.0)	1.024 (26.0)	0.886 (22.5)	0.032 (0.8)
0.33	DMM6P33K-F	0.512 (13.0)	0.866 (22.0)	1.221 (31.0)	1.083 (27.5)	0.032 (0.8)
0.47	DMM6P47K-F	0.512 (13.0)	0.866 (22.0)	1.221 (31.0)	1.083 (27.5)	0.032 (0.8)
0.68	DMM6P68K-F	0.591 (15.0)	1.024 (26.0)	1.221 (31.0)	1.083 (27.5)	0.032 (0.8)
1.00	DMM6W1K-F	0.689 (17.5)	1.182 (30.0)	1.221 (31.0)	1.083 (27.5)	0.032 (0.8)

Type DMM Polyester Film Capacitors






Notice and Disclaimer: All product drawings, descriptions, specifications, statements, information and data (collectively, the "Information") in this datasheet or other publication are subject to change. The customer is responsible for checking, confirming and verifying the extent to which the Information contained in this datasheet or other publication is applicable to an order at the time the order is placed. All Information given herein is believed to be accurate and reliable, but it is presented without any guarantee, warranty, representation or responsibility of any kind, expressed or implied. Statements of suitability for certain applications are based on the knowledge that the Cornell Dubilier company providing such statements ("Cornell Dubilier") has of operating conditions that such Cornell Dubilier company regards as typical for such applications, but are not intended to constitute any guarantee, warranty or representation regarding any such matter – and Cornell Dubilier specifically and expressly disclaims any guarantee, warranty or representation concerning the suitability for a specific customer application, use, storage, transportation, or operating environment. The Information is intended for use only by customers who have the requisite experience and capability to determine the correct products for their application. Any technical advice inferred from this Information or otherwise provided by Cornell Dubilier with reference to the use of any Cornell Dubilier products is given gratis (unless otherwise specified by Cornell Dubilier), and Cornell Dubilier assumes no obligation or liability for the advice given or results obtained. Although Cornell Dubilier strives to apply the most stringent quality and safety standards regarding the design and manufacturing of its products, in light of the current state of the art, isolated component failures may still occur. Accordingly, customer applications which require a high degree of reliability or safety should employ suitable designs or other safeguards (such as installation of protective circuitry or redundancies or other appropriate protective measures) in order to ensure that the failure of an electrical component does not result in a risk of personal injury or property damage. Although all product-related warnings, cautions and notes must be observed, the customer should not assume that all safety measures are indicated in such warnings, cautions and notes, or that other safety measures may not be required.

Looking for pricing, stock, or lifecycle information?

Click below to explore more details on WIN SOURCE:

-  [View DMM1W10K-F on WIN SOURCE](#)
-  [Cornell Dubilier Electronics \(CDE\) Information](#)

Optimize Your Supply Chain with WIN SOURCE Solutions

-  Global Sourcing Solution
-  Obsolete Management
-  Cost Control Management
-  Shortage Management
-  Alternative Solution
-  Excess Inventory Management