



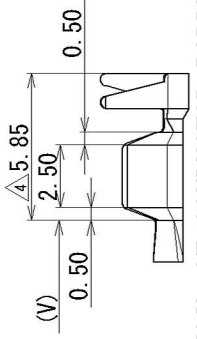
THE DATASHEET OF
7116412202



TABLE 1 WIRE CRIMP SIZE		PART NO. AND CH. CODE	△ C	△ V	W1	W2	△ H1	△ H2	△ 3 (INSULATION DIAMETER: φ0.91~φ1.90)
S	7116-4415-02, C	ETC.	3.0	1.9	1.49	2.82	1.82	2.84	△ 3 (JASO) 0.3 △ 3 (ISO) 0.22~0.35
M	7116-4416-02, C	△ (7B16-4416-02, G)	3.0	1.9	1.82	2.94	2.20	3.13	△ 3 (JASO) 0.5 △ 3 (ISO) 0.5
L	7116-4417-02, C	ETC.	△ SEE DWG	1.65	△ 1.96	3.10	2.55	3.53	△ 3 (JASO) 0.85 △ 3 (ISO) 0.75

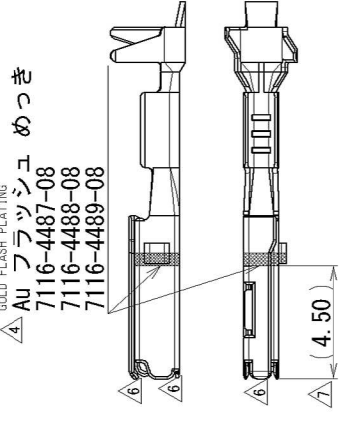
△ 2. DETAIL OF CONDUCTOR BARREL

- △ (7116-4417-02)
- △ (7116-4417-08)
- △ (7116-4489-08)



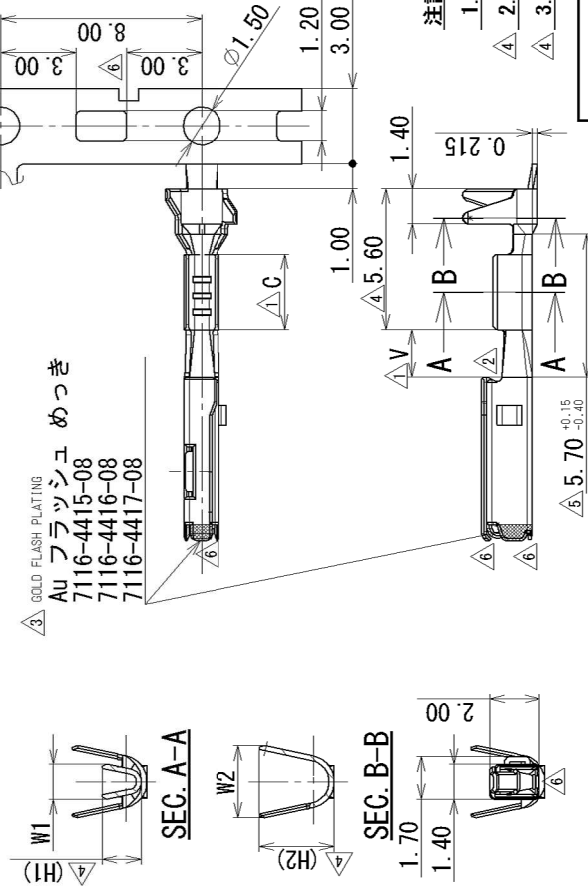
△ 4. GOLD FLASH PLATING

- △ Au フラッシュ めっき
- 7116-4487-08
- 7116-4488-08
- 7116-4489-08



△ 3. GOLD FLASH PLATING

- △ Au フラッシュ めっき
- 7116-4415-08
- 7116-4416-08
- 7116-4417-08



SEC. A-A

SEC. B-B

TABLE 2

SIZE	PART NO.	PLATING
S	7116-4415-02, C	Sn
M	7116-4415-08, C	Au (0.38 μm)
	7116-4487-08, C	Au (1.27 μm)
L	7116-4416-02, C	Sn
	7116-4416-08, C	Au (0.38 μm)
L	7116-4488-08, C	Au (1.27 μm)
	7116-4417-02, C	Sn
L	7116-4417-08, C	Au (0.38 μm)
	7116-4489-08, C	Au (1.27 μm)

- NOTES
1. MALE TERMINAL PART NO. : 7114-4415-02, -4416-02, -4417-02
 2. APPLICABLE WIRE SEAL PART NO. : 7158-3165-90, -3166-60, -3167-80, -3168-80, -3182-20
 3. PART NUMBERS IN PARENTHESIS SHALL BE USED FOR AIR BAG(A/B) CIRCUITS AND OTHER CIRCUITS DESIGNATED FOR SPECIAL CONTROL.

注記

1. かん合端子品番 : 7114-4415-02, -4416-02, -4417-02
2. 適用ゴム栓品番 : 7158-3165-90, -3166-60, -3167-80, -3168-80, -3182-20
3. ()内の品番はA/B回路及び特別管理回路に使用すること。

DATE	REVISION RECORD	NO.	CHKD	REVISION
2015/11/25	CHANGED DIMENSION	C15-Z542	S. P	
2006/03/30	CHANGE FORM. ETC., C	C06-Z314	S. K	
2004/11/22	ADDED TOLERANCE	C04-ZF29	Y. I	
2003/12/11	ADDED GOLD PLATING ETC., A	C03-X787	H. Y	
2002/09/23	ADDED PART NO. ETC.	C02-Y003	H. Y	
2002/06/05	REVISED FORM. ETC., A	C02-X502	T. Y	
2001/10/30	CHANGED DIMENSION	C01-Y113	H. Y	
2001/09/04	NEW	C01-X871	H. Y	

△ 6. GENERAL TOLERANCE											
	10 MAX	50 MAX	100 MAX	250 MAX	250 OVR	R5 MAX	R10 MAX	R20 MAX	R20 OVR	ANGLE	ECCENT
A	±0.15	±0.2	±0.3	±0.5	±0.75	±0.2	±0.3	±0.5	±2.5	±3°	0.1
B	±0.2	±0.3	±0.55	±0.95	±1.4	±0.2	±0.3	±0.5	±2.5	±3°	0.1
C	±0.3	±0.5	±0.8	±1.4	±2	±0.3	±0.5	±0.8	±2	±3°	0.15

LET	DATE	REVISION RECORD	NO.	CHKD	REVISION
A	2015/11/25	CHANGED DIMENSION	C15-Z542	S. P	
B	2006/03/30	CHANGE FORM. ETC., C	C06-Z314	S. K	
C	2004/11/22	ADDED TOLERANCE	C04-ZF29	Y. I	
D	2003/12/11	ADDED GOLD PLATING ETC., A	C03-X787	H. Y	
E	2002/09/23	ADDED PART NO. ETC.	C02-Y003	H. Y	
F	2002/06/05	REVISED FORM. ETC., A	C02-X502	T. Y	
G	2001/10/30	CHANGED DIMENSION	C01-Y113	H. Y	
H	2001/09/04	NEW	C01-X871	H. Y	

GENERAL TOLERANCE		10MAX	50MAX	100MAX	250MAX	250OVR	ANGLE	ECCENT
A	±0.15	±0.2	±0.3	±0.5	±0.75	±0.5	±30'	0.1
B	±0.2	±0.3	±0.55	±0.95	±1.4	±2	±30'	0.1
C	±0.3	±0.5	±0.8	±1.4	±2	±2	±30'	0.15

CUSTOMER		CUSTOMER PART NO.		CUSTOMER DWG NO.	
H. Y		T. Y		T. Y	
OFFICE		OFFICE		OFFICE	
VENDOR		VENDOR		VENDOR	
MATERIAL SPEC.		COPPER ALLOY (t=0.2)		TREAT. & FIN. SEE TABLE 2	
NAME		RH TYPE TERMINAL FEMALE		NAME	

SPECIFIED		10MAX	50MAX	100MAX	250MAX	250OVR	ANGLE	ECCENT
A	±0.15	±0.2	±0.3	±0.5	±0.75	±0.5	±30'	0.1
B	±0.2	±0.3	±0.55	±0.95	±1.4	±2	±30'	0.1
C	±0.3	±0.5	±0.8	±1.4	±2	±2	±30'	0.15

LET	DATE	REVISION RECORD	NO.	CHKD	REVISION
A	2015/11/25	MASS	g		

UNIT	DWG DATE	DWG SOURCE	UNIT	SCALE	ANGLE
mm	2001/09/04	NEW	mm	5:1	3

PART NO.	CH. CODE	DWG NO.	DESIGN	DRAWN
7116-4415-02 ETC.			MURAKAMI	S. PEREZ
7116-4415-02:R			YOSHIDA	

YAZAKI CORPORATION	
--------------------	--

Looking for pricing, stock, or lifecycle information?

Click below to explore more details on WIN SOURCE:

 [View 7116412202 on WIN SOURCE](#)

 [Yazaki Information](#)

Optimize Your Supply Chain with WIN SOURCE Solutions

-  Global Sourcing Solution
-  Obsolete Management
-  Cost Control Management
-  Shortage Management
-  Alternative Solution
-  Excess Inventory Management