



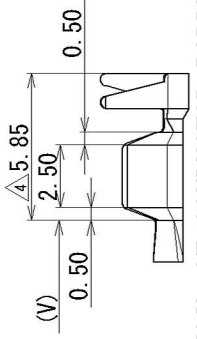
**THE DATASHEET OF  
7116441602**



TABLE 1 WIRE CRIMP SIZE		PART NO. AND CH. CODE	△ C	△ V	W1	W2	△ H1	△ H2	△ 3 (INSULATION DIAMETER: φ0.91~φ1.90)
S	7116-4415-02, C	ETC.	3.0	1.9	1.49	2.82	1.82	2.84	△ 3 (JASO) 0.3 △ 3 (ISO) 0.22~0.35
M	7116-4416-02, C	△ (7B16-4416-02, C)	3.0	1.9	1.82	2.94	2.20	3.13	△ 3 (JASO) 0.5 △ 3 (ISO) 0.5
L	7116-4417-02, C	ETC.	△ SEE DWG	1.65	△ 1.96	3.10	2.55	3.53	△ 3 (JASO) 0.85 △ 3 (ISO) 0.75

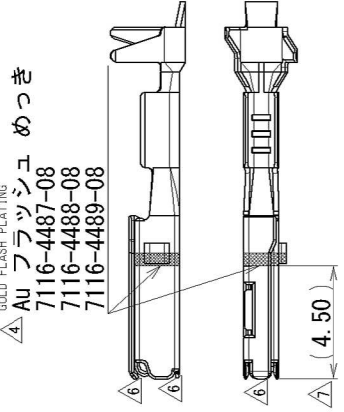
△ 2. DETAIL OF CONDUCTOR BARREL

- △ (7116-4417-02)
- △ (7116-4417-08)
- △ (7116-4489-08)



△ 4. GOLD FLASH PLATING

- △ Au フラッシュ めっき  
7116-4487-08
- 7116-4488-08
- 7116-4489-08



NOTES

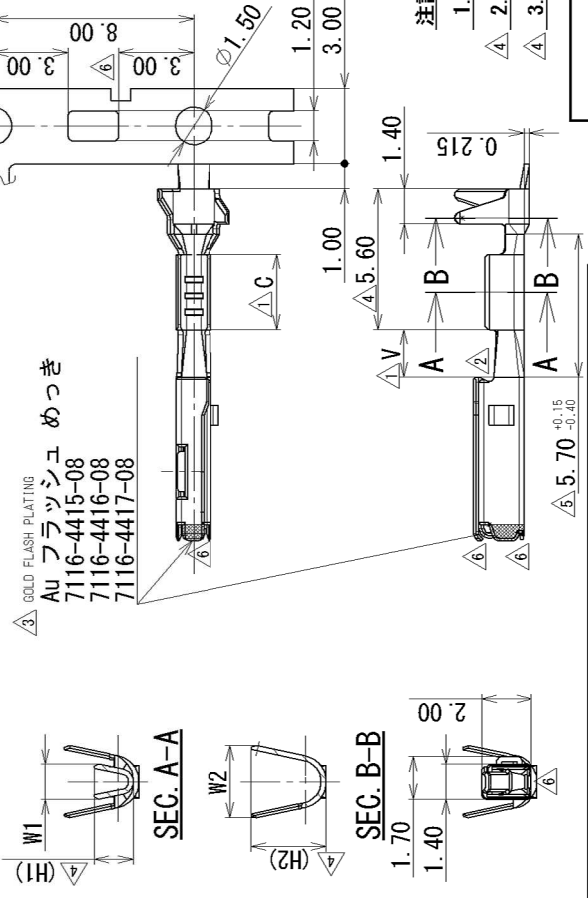
1. MALE TERMINAL PART NO. : 7114-4415-02, -4416-02, -4417-02
2. APPLICABLE WIRE SEAL PART NO. : 7158-3165-90, -3166-60, -3167-80, -3168-80, -3182-20
3. PART NUMBERS IN PARENTHESIS SHALL BE USED FOR AIR BAG(A/B) CIRCUITS AND OTHER CIRCUITS DESIGNATED FOR SPECIAL CONTROL.

注記

1. かん合端子品番 : 7114-4415-02, -4416-02, -4417-02
2. 適用ゴム栓品番 : 7158-3165-90, -3166-60, -3167-80, -3168-80, -3182-20
3. ( )内の品番はA/B回路及び特別管理回路に使用すること。

△ 3. GOLD FLASH PLATING

- △ Au フラッシュ めっき  
7116-4415-08
- 7116-4416-08
- 7116-4417-08



SEC. A-A

SEC. B-B

△	2015/11/25	CHANGED DIMENSION	C15-Z542	S.P
△ 6	2006/03/30	CHANGE FORM. ETC., C	C06-Z314	S.K
△ 6	2004/11/22	ADDED TOLERANCE	C04-ZF29	Y.I
△ 4	2003/12/11	ADDED GOLD PLATING ETC., A	C03-X787	H.Y
△ 3	2002/09/23	ADDED PART NO. ETC.	C02-Y003	H.Y
△ 2	2002/06/05	REVISED FORM. ETC., A	C02-X502	T.Y
△ 1	2001/10/30	CHANGED DIMENSION	C01-Y113	H.Y
△ 1	2001/09/04	NEW	C01-X871	H.Y

LET	DATE	REVISION RECORD	NO.	CHKD

GENERAL TOLERANCE			
10MAX	50MAX	100MAX	250OVR
A ±0.15	±0.2	±0.3	±0.5
B ±0.2	±0.3	±0.55	±0.95
C ±0.3	±0.5	±0.8	±1.4
			±2

GENERAL TOLERANCE			
R5 MAX	R10 MAX	R20 MAX	R20 OVR
A ±0.15	±0.2	±0.3	±0.5
B ±0.2	±0.3	±0.55	±1.4
C ±0.3	±0.5	±0.8	±1.4
			±2

GENERAL TOLERANCE			
ANGLE	ECCENT		
A ±3°	0.1		
B ±3°	0.1		
C ±3°	0.15		

GENERAL TOLERANCE			
ISSUE MARK			
±3°	0.15		

GENERAL TOLERANCE			
TREAT.	SEE TABLE 2		

GENERAL TOLERANCE			
MATL. SPEC.	COPPER ALLOY (t=0.2)		

GENERAL TOLERANCE			
NAME	RH TYPE TERMINAL FEMALE		

GENERAL TOLERANCE			
CUSTOMER PART NO.			

GENERAL TOLERANCE			
CUSTOMER DWG NO.			

GENERAL TOLERANCE			
TRIAL PART NO.			

GENERAL TOLERANCE			
VENDOR NO.			

GENERAL TOLERANCE			
DWG TYPE	R		

GENERAL TOLERANCE			
DWG DATE	2001/09/04	UNIT	mm

GENERAL TOLERANCE			
DWG SOURCE	NEW	SCALE	5:1

GENERAL TOLERANCE			
CHECKED		DESIGN	MURAKAMI

GENERAL TOLERANCE			
CHECKED		DRAWN	YOSHIDA

GENERAL TOLERANCE			
APPROVED	T. YAMAWAKI	DESIGN	S. PEREZ

GENERAL TOLERANCE			
APPROVED		DESIGN	

GENERAL TOLERANCE			
APPROVED		DESIGN	

GENERAL TOLERANCE			
APPROVED		DESIGN	

GENERAL TOLERANCE			
APPROVED		DESIGN	

GENERAL TOLERANCE			
APPROVED		DESIGN	

GENERAL TOLERANCE			
APPROVED		DESIGN	

GENERAL TOLERANCE			
APPROVED		DESIGN	

GENERAL TOLERANCE			
APPROVED		DESIGN	

GENERAL TOLERANCE			
APPROVED		DESIGN	

GENERAL TOLERANCE			
APPROVED		DESIGN	

GENERAL TOLERANCE			
APPROVED		DESIGN	

GENERAL TOLERANCE			
APPROVED		DESIGN	

GENERAL TOLERANCE			
APPROVED		DESIGN	

GENERAL TOLERANCE			
APPROVED		DESIGN	

GENERAL TOLERANCE			
APPROVED		DESIGN	

GENERAL TOLERANCE			
APPROVED		DESIGN	

GENERAL TOLERANCE			
APPROVED		DESIGN	

GENERAL TOLERANCE			
APPROVED		DESIGN	

GENERAL TOLERANCE			
APPROVED		DESIGN	

GENERAL TOLERANCE			
APPROVED		DESIGN	

GENERAL TOLERANCE			
APPROVED		DESIGN	

GENERAL TOLERANCE			
APPROVED		DESIGN	

GENERAL TOLERANCE			
APPROVED		DESIGN	

GENERAL TOLERANCE			
APPROVED		DESIGN	

GENERAL TOLERANCE			
APPROVED		DESIGN	

GENERAL TOLERANCE			
APPROVED		DESIGN	

GENERAL TOLERANCE			
APPROVED		DESIGN	

GENERAL TOLERANCE			
APPROVED		DESIGN	

GENERAL TOLERANCE			
APPROVED		DESIGN	

GENERAL TOLERANCE			
APPROVED		DESIGN	

GENERAL TOLERANCE			
APPROVED		DESIGN	

GENERAL TOLERANCE			
APPROVED		DESIGN	

GENERAL TOLERANCE			
APPROVED		DESIGN	

GENERAL TOLERANCE			
APPROVED		DESIGN	

GENERAL TOLERANCE			
APPROVED		DESIGN	

GENERAL TOLERANCE			
APPROVED		DESIGN	

GENERAL TOLERANCE			
APPROVED		DESIGN	

GENERAL TOLERANCE			
APPROVED		DESIGN	

GENERAL TOLERANCE			
APPROVED		DESIGN	

GENERAL TOLERANCE			
APPROVED		DESIGN	

GENERAL TOLERANCE			
APPROVED		DESIGN	

GENERAL TOLERANCE			
APPROVED		DESIGN	

GENERAL TOLERANCE			
APPROVED		DESIGN	

GENERAL TOLERANCE			
APPROVED		DESIGN	

GENERAL TOLERANCE			
APPROVED		DESIGN	

GENERAL TOLERANCE			
APPROVED		DESIGN	

GENERAL TOLERANCE			
APPROVED		DESIGN	

GENERAL TOLERANCE			
APPROVED		DESIGN	

GENERAL TOLERANCE			
APPROVED		DESIGN	

GENERAL TOLERANCE			
APPROVED		DESIGN	

GENERAL TOLERANCE			
APPROVED		DESIGN	

GENERAL TOLERANCE			
APPROVED		DESIGN	

GENERAL TOLERANCE			
APPROVED		DESIGN	

GENERAL TOLERANCE			
APPROVED		DESIGN	

GENERAL TOLERANCE			
APPROVED		DESIGN	

GENERAL TOLERANCE			
APPROVED		DESIGN	

GENERAL TOLERANCE			
APPROVED		DESIGN	

GENERAL TOLERANCE			
APPROVED		DESIGN	

GENERAL TOLERANCE			
APPROVED		DESIGN	

GENERAL TOLERANCE			
APPROVED		DESIGN	

GENERAL TOLERANCE			
APPROVED		DESIGN	

GENERAL TOLERANCE			
APPROVED		DESIGN	

GENERAL TOLERANCE			
APPROVED		DESIGN	

GENERAL TOLERANCE			
APPROVED		DESIGN	

GENERAL TOLERANCE			
APPROVED		DESIGN	

GENERAL TOLERANCE			
APPROVED		DESIGN	

## Looking for pricing, stock, or lifecycle information?

Click below to explore more details on WIN SOURCE:

 [View 7116441602 on WIN SOURCE](#)

 [Yazaki Information](#)

## Optimize Your Supply Chain with WIN SOURCE Solutions

-  Global Sourcing Solution
-  Obsolete Management
-  Cost Control Management
-  Shortage Management
-  Alternative Solution
-  Excess Inventory Management