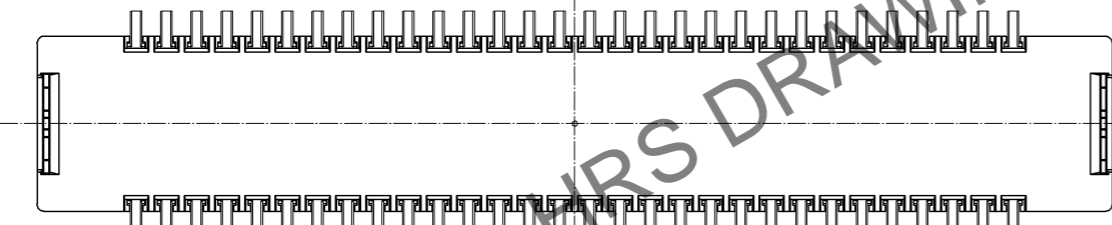
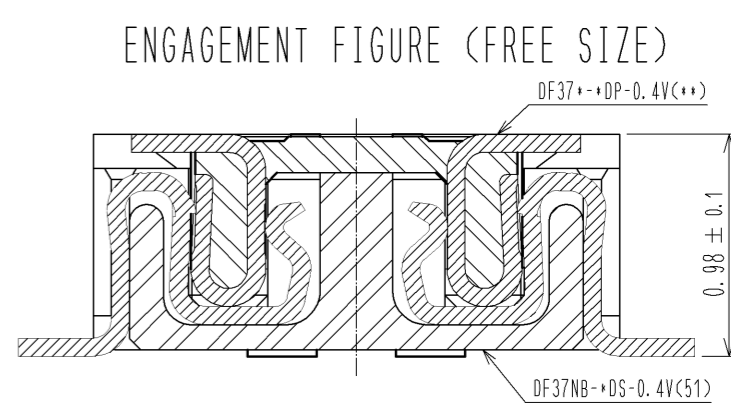
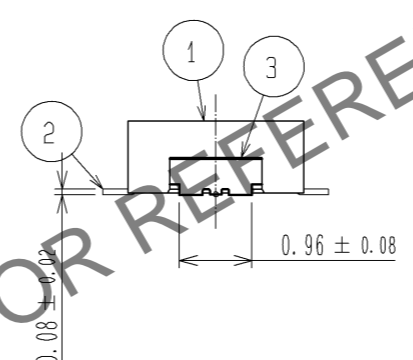
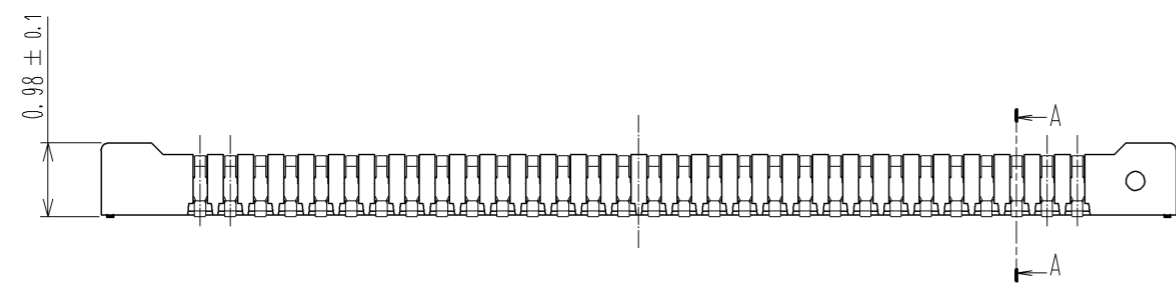
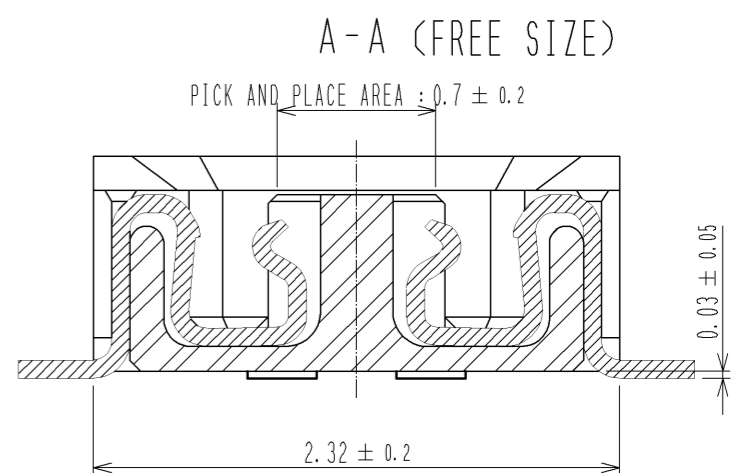
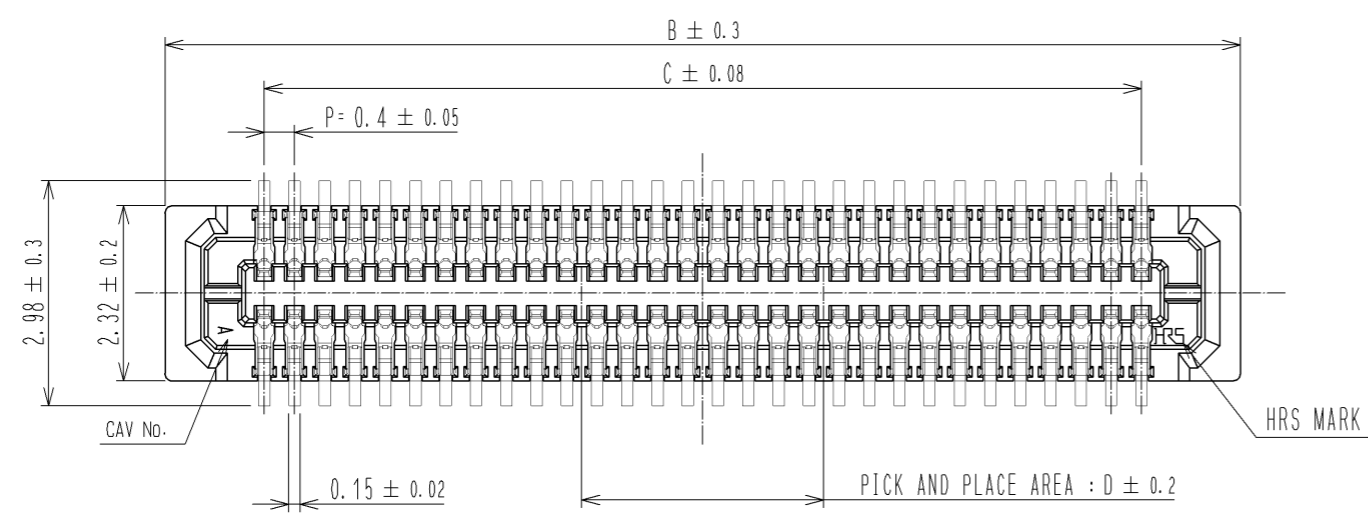




**THE DATASHEET OF
RC0603FR-072RL**



Jun.1.2024 Copyright 2024 HIROSE ELECTRIC CO., LTD. All Rights Reserved.
 In case of consideration for using Automotive equipment / device which demand high reliability, kindly contact our sales window correspondents.



NOTE 1. ALL LEADS CO-PLANARITY SHALL BE 0.1mm MAX.

② CONTACT PLATING SPECIFICATIONS.
 CONTACT AREA : GOLD 0.05 μm MIN.
 SMT LEAD : GOLD 0.05 μm MIN.
 UNDERPLATING : NICKEL 1 μm MIN.
 (SURFACE : SEALING)

③ METAL HOLD DOWN PLATING SPECIFICATIONS.
 MOUNTING AREA: GOLD 0.05 μm MIN.
 UNDERPLATING : NICKEL 1 μm MIN.

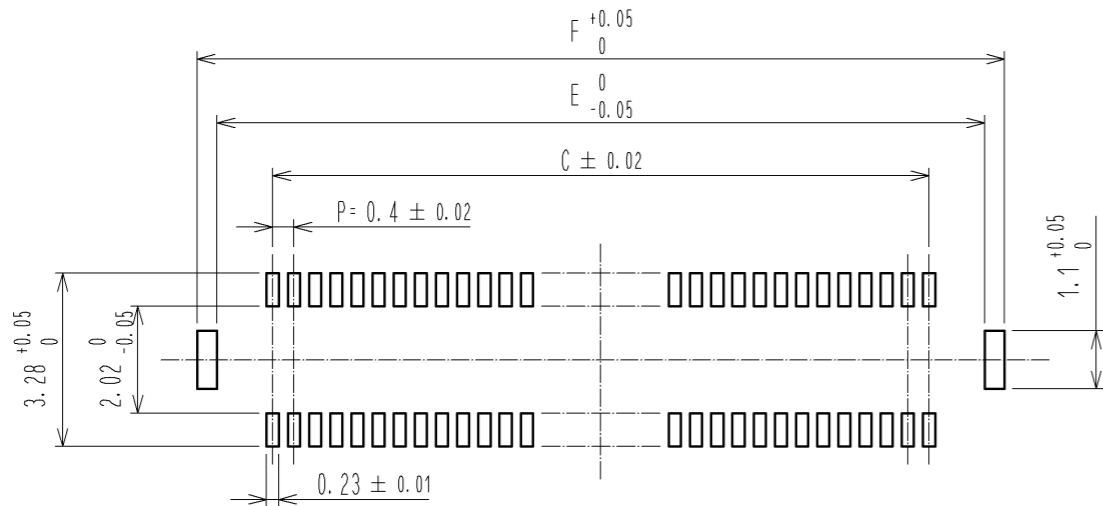
HRS DRAWING FOR REFERENCE

| PART No. | CL No. | B | C | D |
|----------------------|-----------------|-------|------|-----|
| DF37NB-10DS-0.4V(51) | CL684-3301-6-51 | 4.22 | 1.6 | 0.8 |
| DF37NB-16DS-0.4V(51) | CL684-3302-9-51 | 5.42 | 2.8 | 1.2 |
| DF37NB-20DS-0.4V(51) | CL684-3303-1-51 | 6.22 | 3.6 | 1.6 |
| DF37NB-24DS-0.4V(51) | CL684-3304-4-51 | 7.02 | 4.4 | 2.0 |
| DF37NB-30DS-0.4V(51) | CL684-3305-7-51 | 8.22 | 5.6 | 2.0 |
| DF37NB-34DS-0.4V(51) | CL684-3082-4-51 | 9.02 | 6.4 | 2.4 |
| DF37NB-40DS-0.4V(51) | CL684-3306-0-51 | 10.22 | 7.6 | 2.4 |
| DF37NB-44DS-0.4V(51) | CL684-3407-7-51 | 11.02 | 8.4 | 2.8 |
| DF37NB-50DS-0.4V(51) | CL684-3307-2-51 | 12.22 | 9.6 | 2.8 |
| DF37NB-60DS-0.4V(51) | CL684-3308-5-51 | 14.22 | 11.6 | 3.2 |
| DF37NB-70DS-0.4V(51) | CL684-3409-2-51 | 16.22 | 13.6 | 3.6 |
| DF37NB-74DS-0.4V(51) | CL684-3080-9-51 | 17.02 | 14.4 | 4.0 |

| 3 | PHOSPHOR BRONZE | ③ | 6 | PS | PLASTIC REEL (BLACK) | | | | | |
|---------------------------|-----------------|------------------------|------|--------------|-------------------------------|--------------------------|----------|---------------------|------|----------|
| 2 | PHOSPHOR BRONZE | ② | 5 | POLYESTER | CLEAR (COVER TAPE) | | | | | |
| 1 | LCP | UL94V-0, BLACK | 4 | PS | CLEAR (EMBOSSED CARRIER TAPE) | | | | | |
| NO. | MATERIAL | FINISH, REMARKS | NO. | MATERIAL | FINISH, REMARKS | | | | | |
| UNITS | mm | SCALE | FREE | COUNT | 3 | DESCRIPTION OF REVISIONS | DESIGNED | CHECKED | DATE | |
| | | | | DIS-H-005494 | | KR. AJITO | | TS. MIYAZAKI | | 11.02.04 |
| HIROSE ELECTRIC CO., LTD. | | APPROVED : KH. IKEDA | | 09.10.23 | | DRAWING NO. | | EDC3-319685-02 | | |
| | | CHECKED : TS. MIYAZAKI | | 09.10.23 | | PART NO. | | DF37NB-*DS-0.4V(51) | | |
| | | DESIGNED : RT. SHIMIZU | | 09.10.23 | | CODE NO. | | | | |
| | | DRAWN : YN. SAKAMOTO | | 09.10.20 | | | | | | |

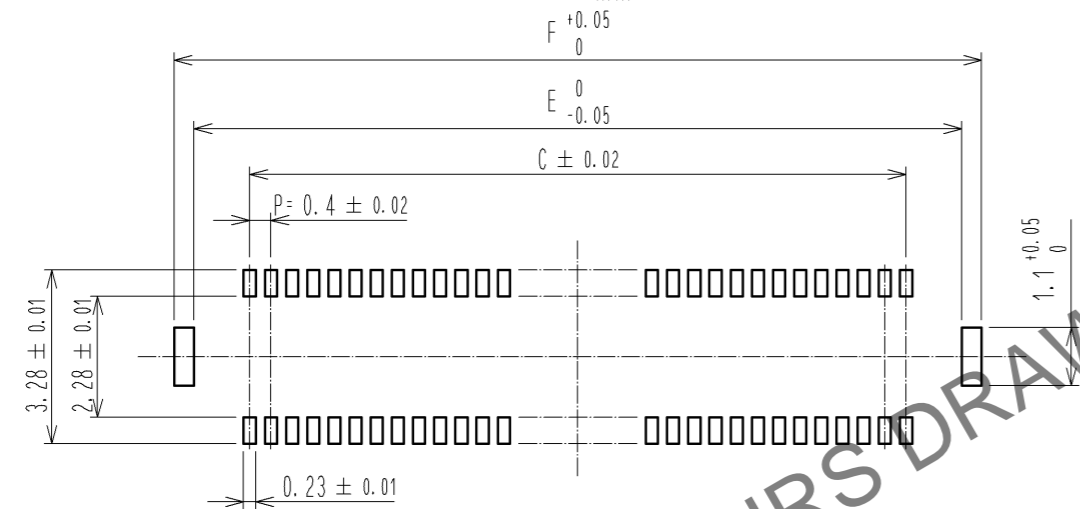
Jun.1.2024 Copyright 2024 HIROSE ELECTRIC CO., LTD. All Rights Reserved.
In case of consideration for using Automotive equipment / device which demand high reliability, kindly contact our sales window correspondents.

◆ RECOMMENDED PCB LAYOUT(MOUNTING SURFACE SIDE)



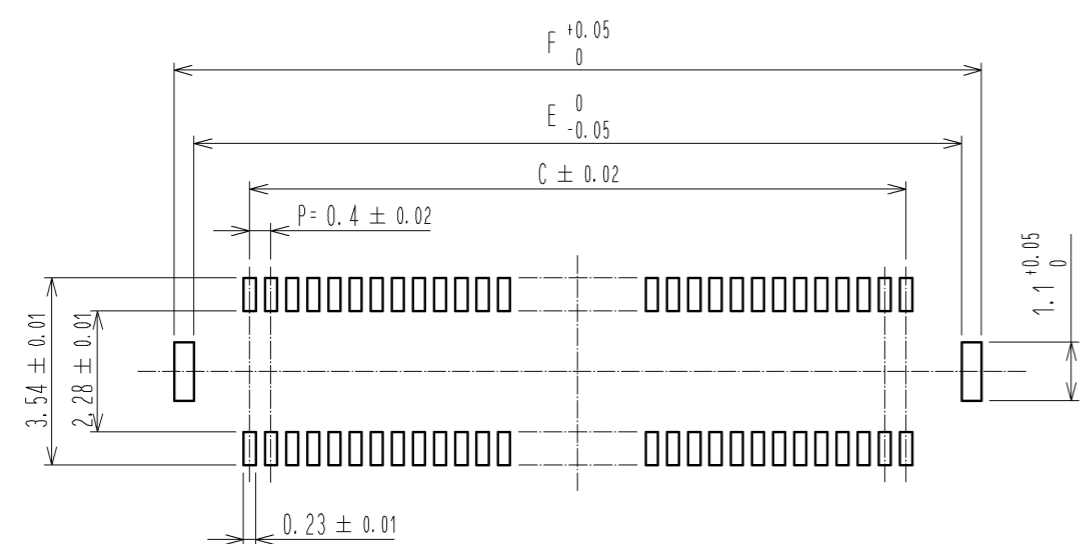
◆ RECOMMENDED METAL MASK DIMENSIONS

METAL MASK THICKNESS : 0.12mm



◆ RECOMMENDED METAL MASK DIMENSIONS

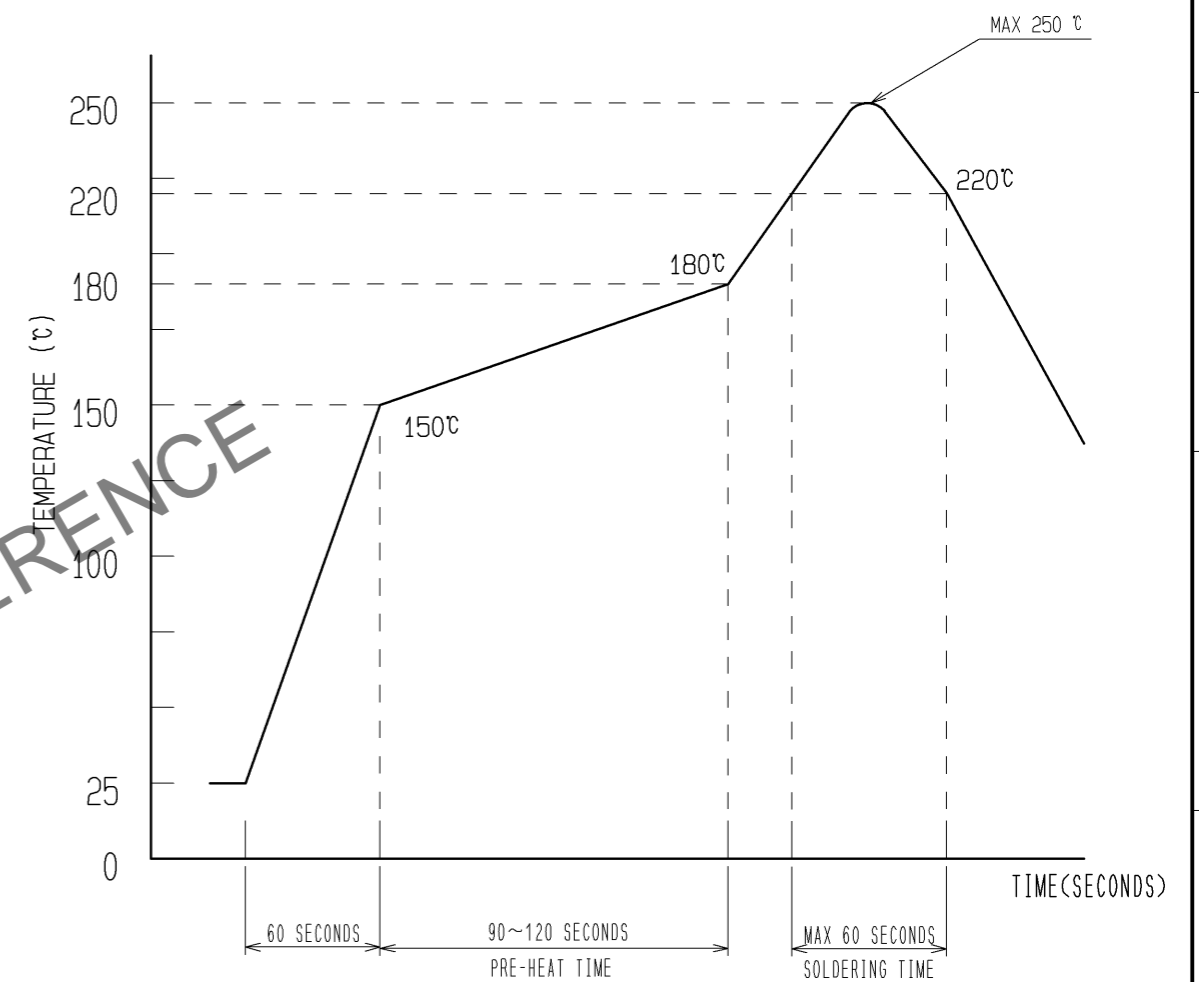
METAL MASK THICKNESS : 0.1mm



△

| PART No. | C | E | F |
|----------------------|------|------|-------|
| DF37NB-10DS-0.4V(51) | 1.6 | 3.7 | 4.46 |
| DF37NB-16DS-0.4V(51) | 2.8 | 4.9 | 5.66 |
| DF37NB-20DS-0.4V(51) | 3.6 | 5.7 | 6.46 |
| DF37NB-24DS-0.4V(51) | 4.4 | 6.5 | 7.26 |
| DF37NB-30DS-0.4V(51) | 5.6 | 7.7 | 8.46 |
| DF37NB-34DS-0.4V(51) | 6.4 | 8.5 | 9.26 |
| DF37NB-40DS-0.4V(51) | 7.6 | 9.7 | 10.46 |
| DF37NB-44DS-0.4V(51) | 8.4 | 10.5 | 11.26 |
| DF37NB-50DS-0.4V(51) | 9.6 | 11.7 | 12.46 |
| DF37NB-60DS-0.4V(51) | 11.6 | 13.7 | 14.46 |
| DF37NB-70DS-0.4V(51) | 13.6 | 15.7 | 16.46 |
| DF37NB-74DS-0.4V(51) | 14.4 | 16.5 | 17.26 |

4 RECOMMENDED REFLOW TEMPERATURE PROFILE USING LEAD-FREE SOLDER PASTE.



- REFLOW TIME
REFLOW METHOD: IR REFLOW
NUMBER OF REFLOW CYCLES: 2 CYCLES MAX.
DURATION ABOVE 220 °C, 60 SEC. MAX.
(PEAK TEMPERATURE: 250°C MAX.)
- PRE-HEAT TIME
PRE-HEAT TEMPERATURE(MIN) : 150 °C
PRE-HEAT TEMPERATURE(MAX) : 180 °C
PRE-HEAT TIME : 90~120 sec.

4 THIS TEMPERATURE PROFILE IS PER THE CONDITIONS SHOWN ABOVE. ADDITIONAL FACTORS, SUCH AS SOLDER PASTE TYPE, PCB SIZE AND OTHER MOUNTED COMPONENTS COULD AFFECT THE PROFILE. THEREFORE, A THOROUGH EVALUATION OF MOUNTING CONDITION IS REQUIRED PRIOR TO PRODUCTION. TEMPERATURE IS MEASURED AT CONTACT LEAD.



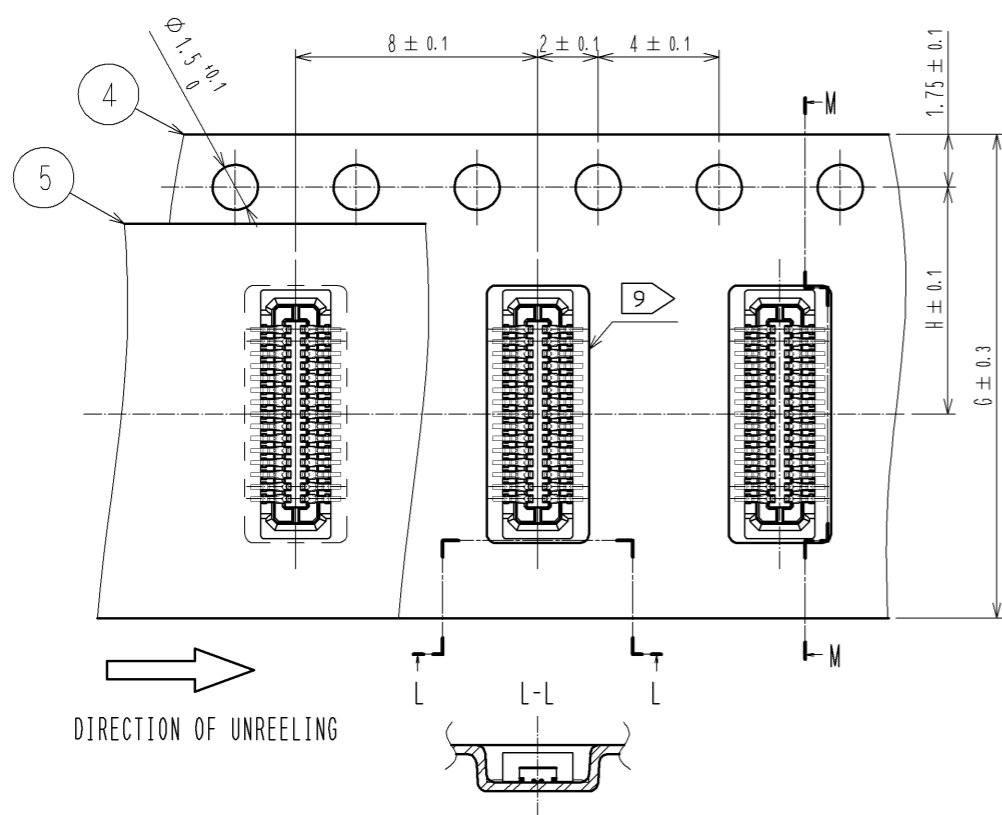
| | |
|-------------|---------------------|
| DRAWING NO. | EDC3-319685-02 |
| PART NO. | DF37NB-*DS-0.4V(51) |
| CODE NO. | |

△ 2/3

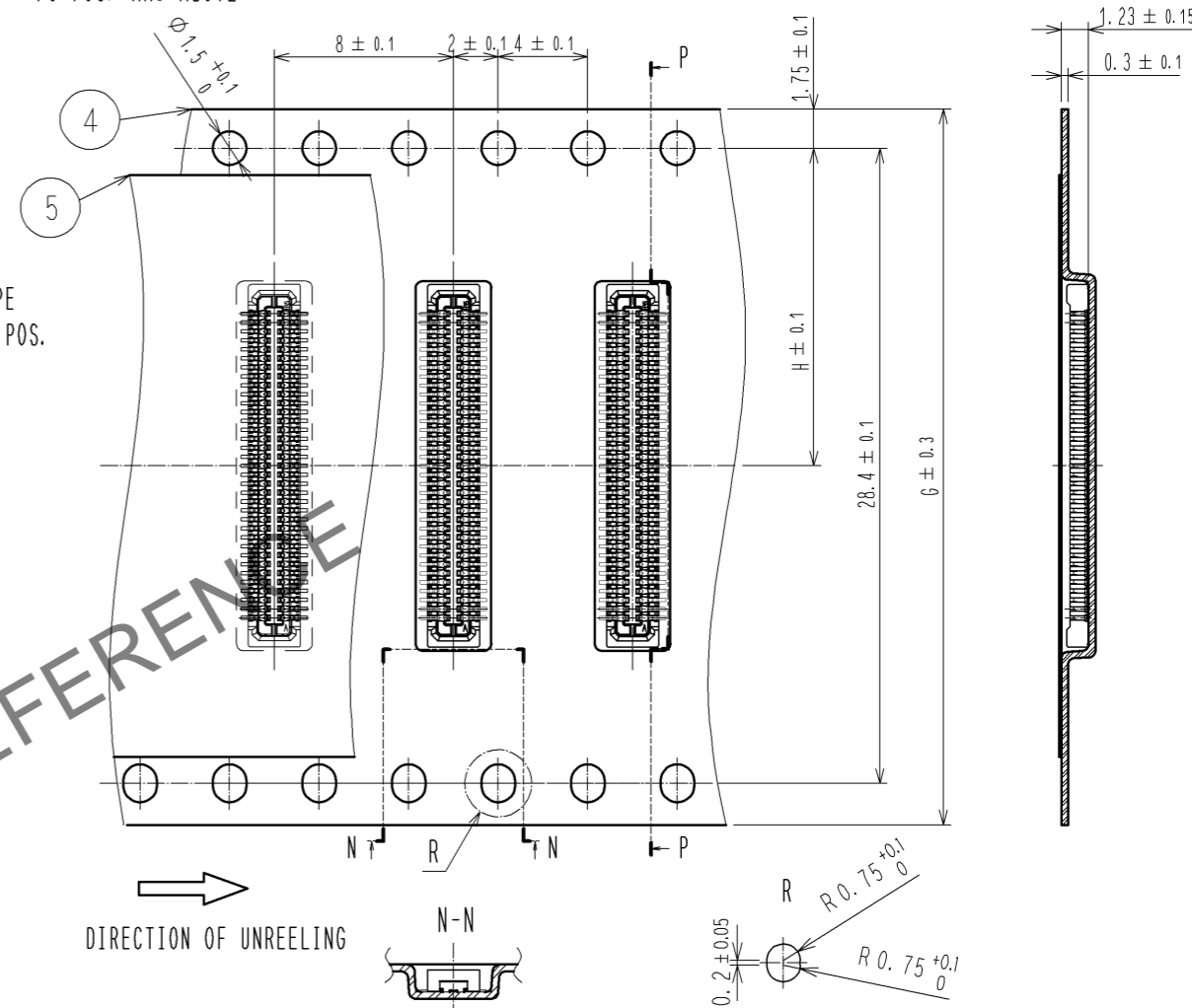
Jun.1.2024 Copyright 2024 HIROSE ELECTRIC CO., LTD. All Rights Reserved.
In case of consideration for using Automotive equipment / device which demand high reliability, kindly contact our sales window correspondents.

EMBOSSED CARRIER TAPE PACKAGING (FREE SIZE)

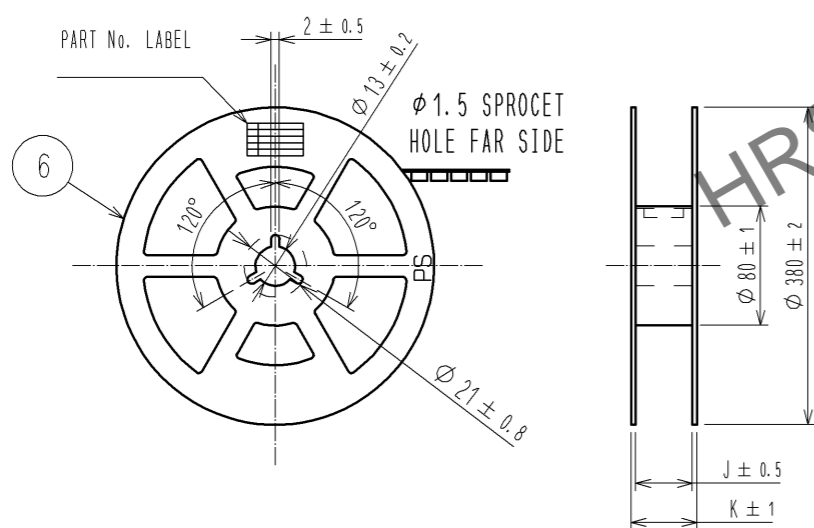
◆ UNDER 60 POS.



◆ 70 POS. AND ABOVE



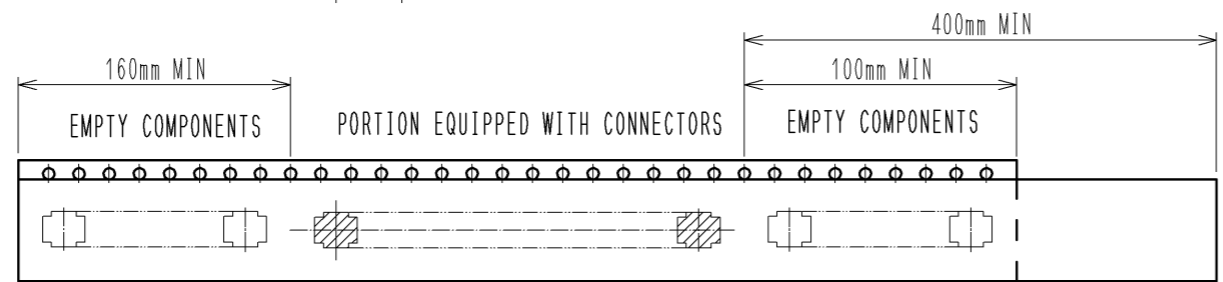
STYLE AND DIMENSION OF REEL (FREE SIZE)



DETAIL OF PART No. LABEL

| | |
|----------------------|---------------------------|
| SUPPLIER | HIROSE ELECTRIC CO., LTD. |
| QUANTITY | 8000 |
| PART NO. | DF37NB-DS-0.4V(51) |
| CODE NO. | ** ** * |
| DATE OF MANUFACTURED | 年 月 日 |
| 製造年月日 | 年 月 日 |
| 製品コード | ** ** * |
| 製品名 | DF37NB-DS-0.4V(51) |
| 数量 | 8000個 |
| 納入者 | ヒロセ電機(株) |

| PART No. | G | H | J | K |
|----------------------|----|------|------|------|
| DF37NB-10DS-0.4V(51) | 16 | 7.5 | 17.5 | 21.5 |
| DF37NB-16DS-0.4V(51) | 16 | 7.5 | 17.5 | 21.5 |
| DF37NB-20DS-0.4V(51) | 16 | 7.5 | 17.5 | 21.5 |
| DF37NB-24DS-0.4V(51) | 16 | 7.5 | 17.5 | 21.5 |
| DF37NB-30DS-0.4V(51) | 24 | 11.5 | 25.5 | 29.5 |
| DF37NB-34DS-0.4V(51) | 24 | 11.5 | 25.5 | 29.5 |
| DF37NB-40DS-0.4V(51) | 24 | 11.5 | 25.5 | 29.5 |
| DF37NB-44DS-0.4V(51) | 24 | 11.5 | 25.5 | 29.5 |
| DF37NB-50DS-0.4V(51) | 24 | 11.5 | 25.5 | 29.5 |
| DF37NB-60DS-0.4V(51) | 24 | 11.5 | 25.5 | 29.5 |
| DF37NB-70DS-0.4V(51) | 32 | 14.2 | 37.5 | 33.5 |
| DF37NB-74DS-0.4V(51) | 32 | 14.2 | 37.5 | 33.5 |



- NOTES
- PER REEL 8000 CONNECTORS.
 - THE DIMENSIONS IN PARENTHESSES ARE FOR REFERENCE.
 - REFER TO JIS C 0806(PACKING OF COMPONENTS FOR AUTOMATIC HANDLING)
 - DETAIL OF PART NO. LABEL IS WRITTEN IN JAPANESE.
 - EMBOSS POCKET OF LESS THAN 20 POS. SHALL BE CROSS.

| | | |
|------------|-------------|--------------------|
| HRS | DRAWING NO. | EDC3-319685-02 |
| | PART NO. | DF37NB-DS-0.4V(51) |
| | CODE NO. | |

Looking for pricing, stock, or lifecycle information?

Click below to explore more details on WIN SOURCE:

 [View RC0603FR-072RL on WIN SOURCE](#)

 [Yageo Information](#)

Optimize Your Supply Chain with WIN SOURCE Solutions

-  Global Sourcing Solution
-  Obsolete Management
-  Cost Control Management
-  Shortage Management
-  Alternative Solution
-  Excess Inventory Management