




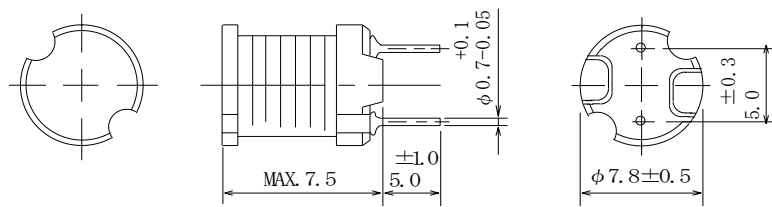
**THE DATASHEET OF
RCH875NP-152K**



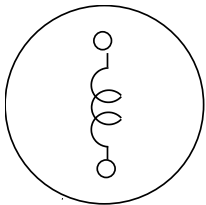
PIN Power Inductor RCH-875



Dimension - [mm]



Schematics - [mm]



Description

- Ferrite drum core construction.
- Magnetically unshielded.
- L × W × H: 8.3 × 8.3 × 7.5mm Max.
- Product weight: 1.13g(Ref.)
- Moisture Sensitivity Level: 1
- RoHS compliance.

Environmental Data


- Operating temperature range: -40°C~+100°C (including coil's self temperature rise)
- Storage temperature range: -40°C~+100°C

Packaging

- Box packaging.


Applications

- Ideally Used in Printers, LCD TV, DVD, Printer, Copy Machine, Main board of the compounding machines, etc as DC-DC Converter inductors.



Electrical Characteristics

Part Name	Stamp	Inductance (μH) [within] $\times 1$	D.C.R (Ω) [Max.] (at20°C)	Saturation Current (A) $\times 2$	Temperature Rise Current (A) $\times 3$
RCH875NP-2R2M	2R2M	2.2 \pm 20%	13.7m	5.8	3.0
RCH875NP-2R8M	2R8M	2.8 \pm 20%	15.3m	5.0	2.9
RCH875NP-3R5M	3R5M	3.5 \pm 20%	17.2m	4.7	2.8
RCH875NP-4R4M	4R4M	4.4 \pm 20%	19.1m	4.5	2.7
RCH875NP-5R1M	5R1M	5.1 \pm 20%	21.2m	4.2	2.6
RCH875NP-6R0M	6R0M	6.0 \pm 20%	22.2m	4.0	2.5
RCH875NP-7R1M	7R1M	7.1 \pm 20%	24.2m	3.4	2.3
RCH875NP-8R2M	8R2M	8.2 \pm 20%	26.5m	3.1	2.2
RCH875NP-100M	100M	10 \pm 20%	0.05	2.9	2.1
RCH875NP-120M	120M	12 \pm 20%	0.06	2.5	1.8
RCH875NP-150K	150K	15 \pm 10%	0.07	2.2	1.4
RCH875NP-180K	180K	18 \pm 10%	0.08	1.9	1.3
RCH875NP-220K	220K	22 \pm 10%	0.09	1.8	1.2
RCH875NP-270K	270K	27 \pm 10%	0.11	1.7	1.0
RCH875NP-330K	330K	33 \pm 10%	0.13	1.5	1.0
RCH875NP-390K	390K	39 \pm 10%	0.14	1.3	0.95
RCH875NP-470K	470K	47 \pm 10%	0.15	1.3	0.90
RCH875NP-560K	560K	56 \pm 10%	0.18	1.2	0.73
RCH875NP-680K	680K	68 \pm 10%	0.20	1.1	0.68
RCH875NP-820K	820K	82 \pm 10%	0.24	1.0	0.63
RCH875NP-101K	101K	100 \pm 10%	0.35	0.89	0.59
RCH875NP-121K	121K	120 \pm 10%	0.36	0.81	0.50
RCH875NP-151K	151K	150 \pm 10%	0.42	0.72	0.46
RCH875NP-181K	181K	180 \pm 10%	0.57	0.66	0.41
RCH875NP-221K	221K	220 \pm 10%	0.63	0.57	0.38
RCH875NP-271K	271K	270 \pm 10%	0.88	0.51	0.32
RCH875NP-331K	331K	330 \pm 10%	1.05	0.46	0.30
RCH875NP-391K	391K	390 \pm 10%	1.17	0.44	0.29



Electrical Characteristics


Part Name	Stamp	Inductance (μH) [within] ※ 1	D.C.R. (Ω) [Max.] (at20°C)	Saturation Current (A) ※2	Temperature Rise Current (A) ※3
RCH875NP-471K	471K	470 \pm 10%	1.34	0.41	0.28
RCH875NP-561K	561K	560 \pm 10%	1.72	0.36	0.23
RCH875NP-681K	681K	680 \pm 10%	1.96	0.33	0.22
RCH875NP-821K	821K	820 \pm 10%	2.56	0.30	0.19
RCH875NP-102K	102K	1.0mH \pm 10%	2.94	0.27	0.18
RCH875NP-122K	122K	1.2mH \pm 10%	4.04	0.24	0.16
RCH875NP-152K	152K	1.5mH \pm 10%	4.70	0.22	0.15
RCH875NP-182K	182K	1.8mH \pm 10%	5.05	0.20	0.14
RCH875NP-222K	222K	2.2mH \pm 10%	6.25	0.18	0.13
RCH875NP-272K	272K	2.7mH \pm 10%	8.72	0.16	0.10
RCH875NP-332K	332K	3.3mH \pm 10%	10.6	0.15	95m
RCH875NP-392K	392K	3.9mH \pm 10%	14.2	0.14	81m
RCH875NP-472K	472K	4.7mH \pm 10%	16.7	0.12	74m
RCH875NP-562K	562K	5.6mH \pm 10%	18.7	0.11	69m
RCH875NP-682K	682K	6.8mH \pm 10%	21.8	0.10	67m
RCH875NP-822K	822K	8.2mH \pm 10%	28.7	93m	63m
RCH875NP-103K	103K	10mH \pm 10%	33.0	84m	54m

※1: Inductance measuring frequency: 2.2 μH ~ 8.2 μH at 7.96MHz
 10 μH ~ 82 μH at 2.52MHz
 100 μH ~ 10mH at 1 kHz

※2: Saturation current: The DC current at which the inductance decreases to 90% of it's initial value.

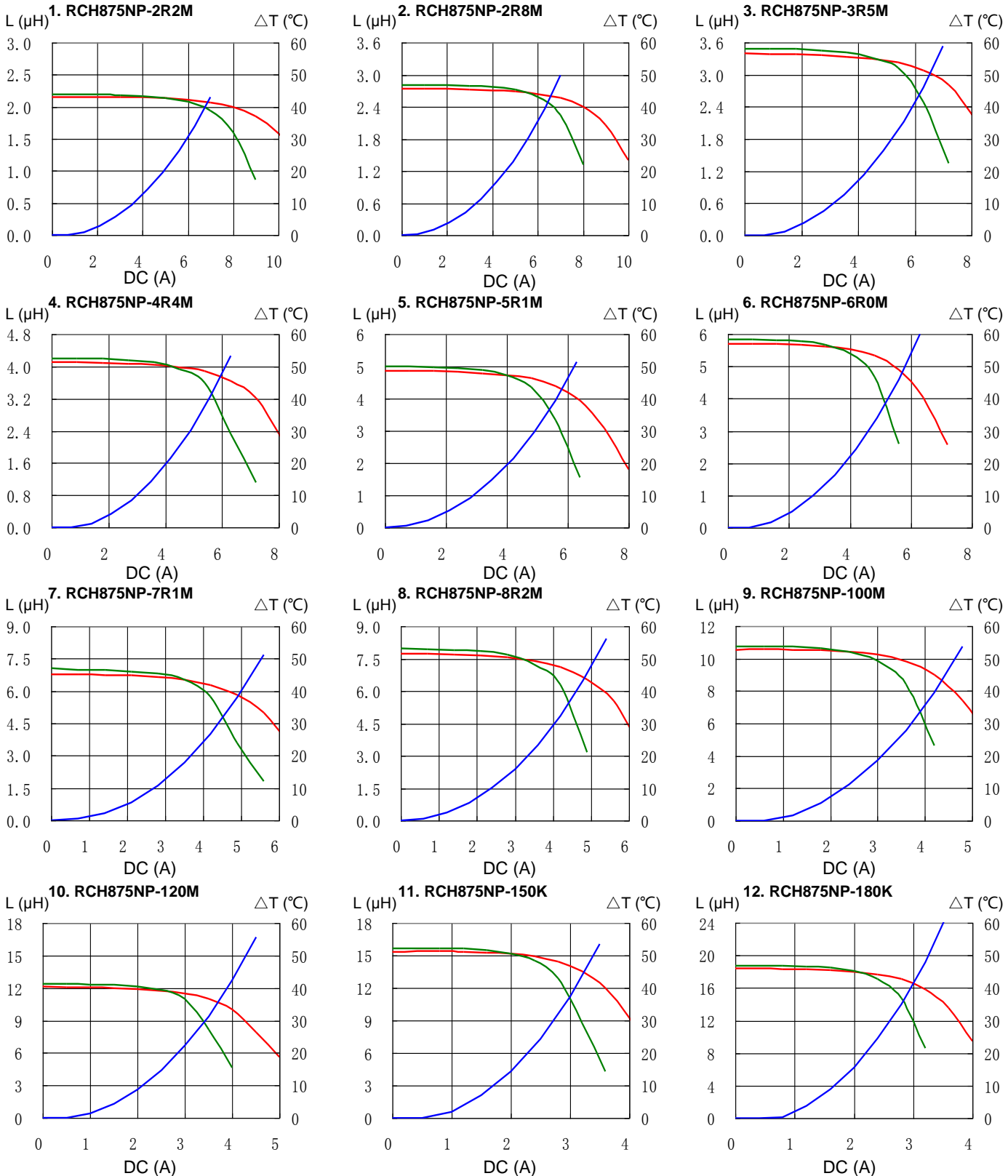
※3: Temperature rise current: The DC current at which the temperature rise is $\Delta t=20^\circ\text{C}$. ($T_a=20^\circ\text{C}$).

PIN Power Inductor RCH-875




Saturation Current & Temperature Rise Graph

— L (20°C) — L (100°C) — ΔT

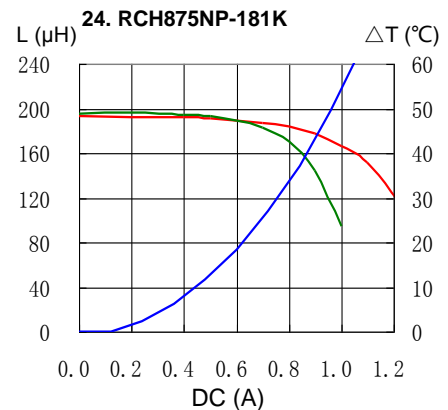
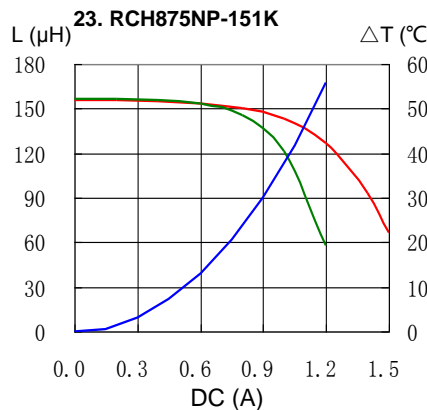
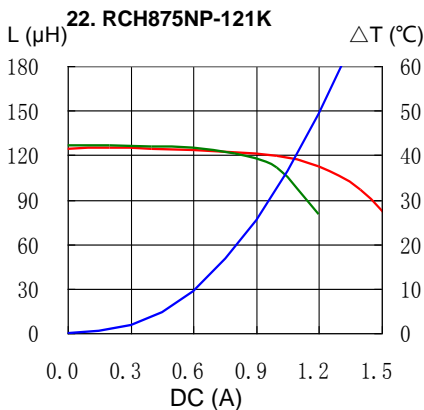
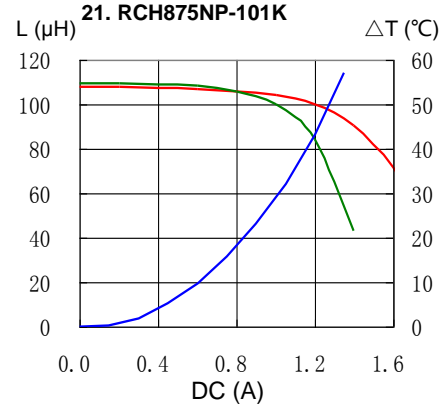
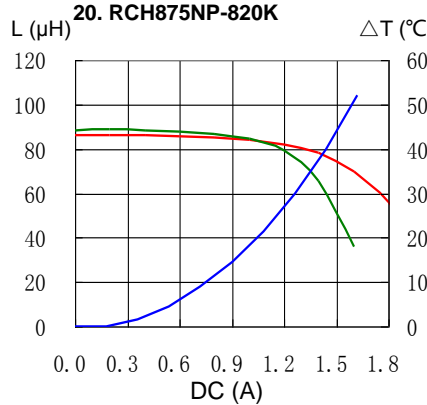
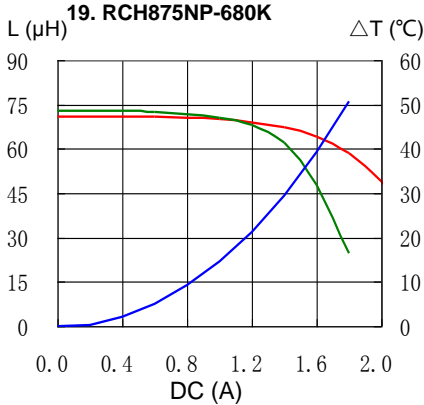
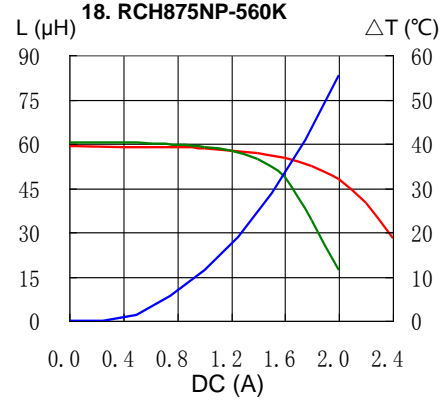
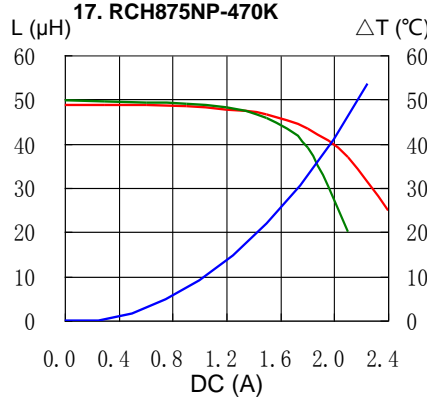
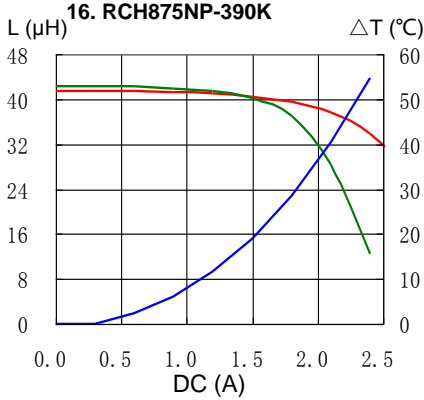
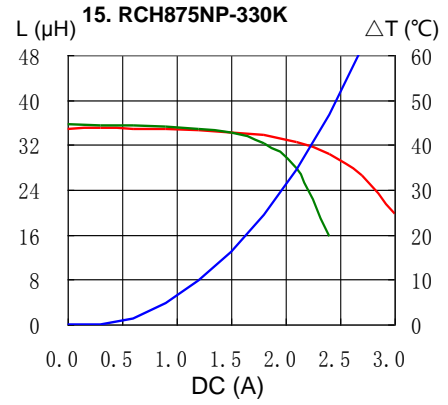
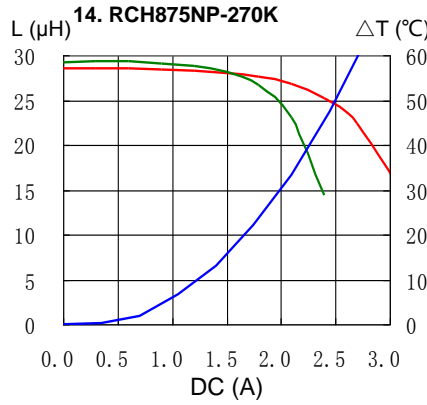
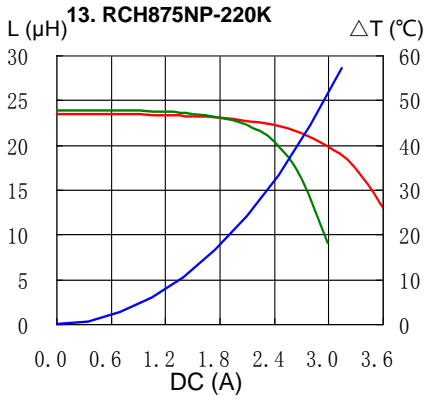


PIN Power Inductor RCH-875




Saturation Current & Temperature Rise Graph

— L (20°C) — L (100°C) — ΔT

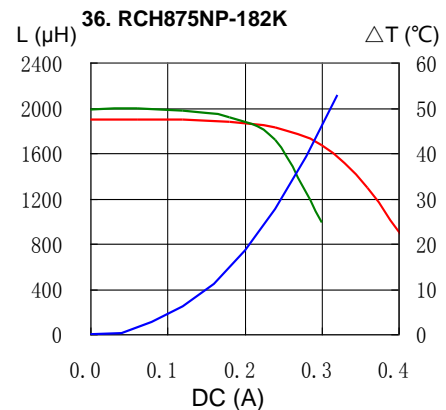
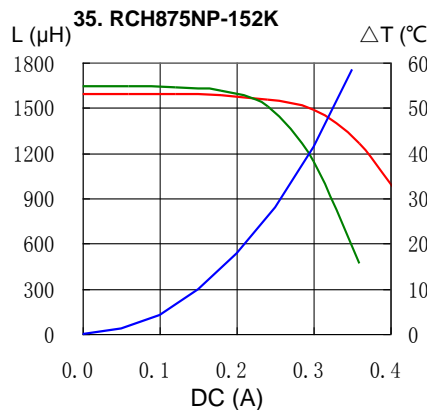
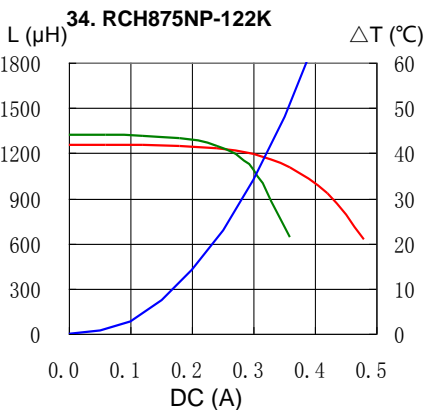
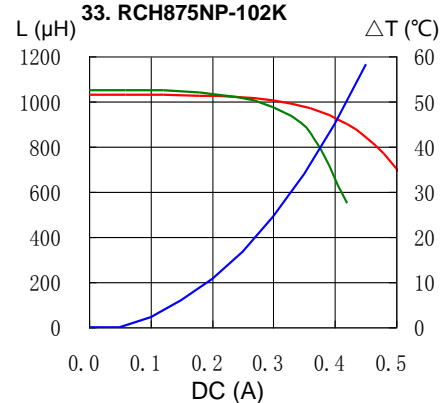
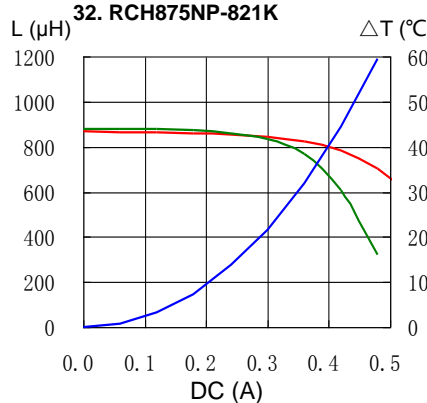
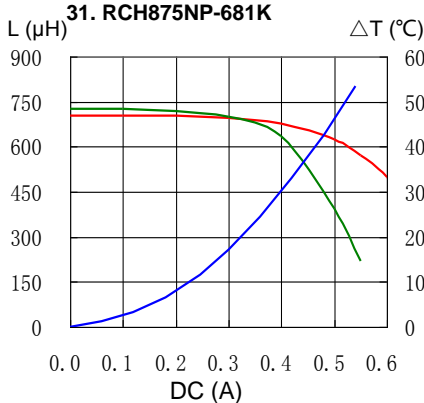
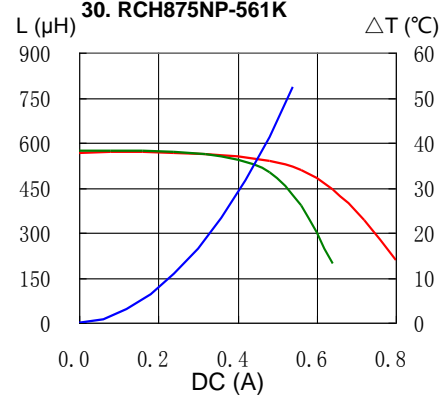
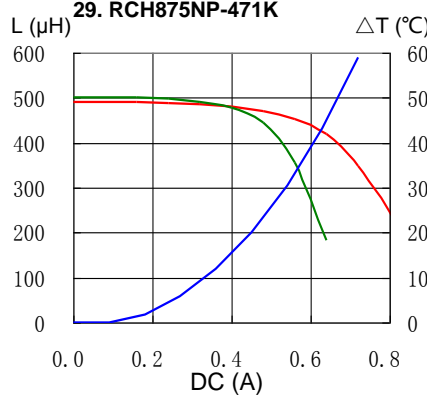
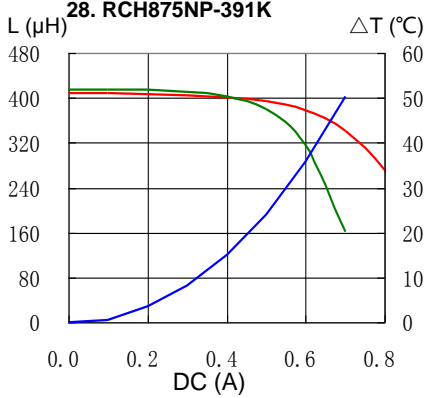
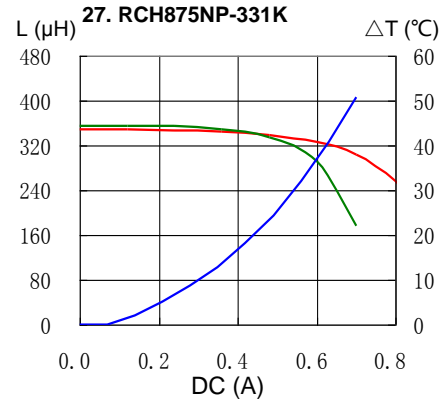
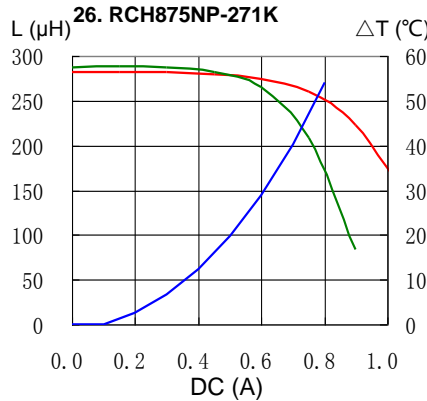
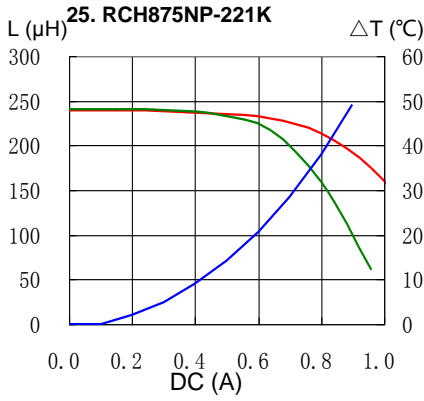


PIN Power Inductor RCH-875




Saturation Current & Temperature Rise Graph

— L (20°C) — L (100°C) — ΔT

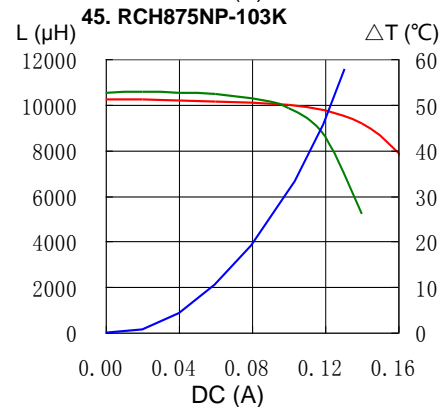
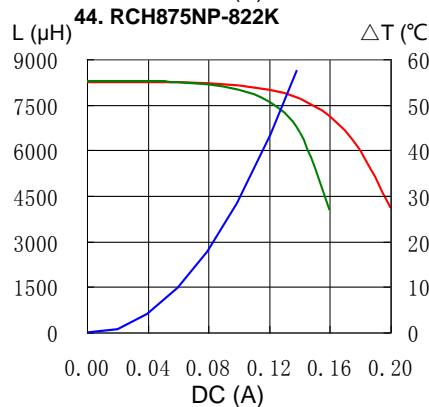
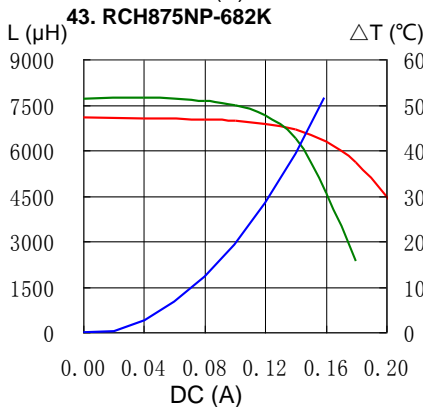
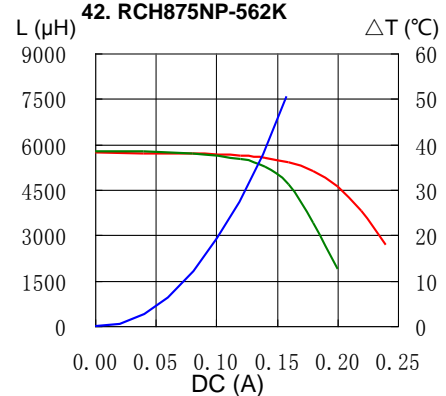
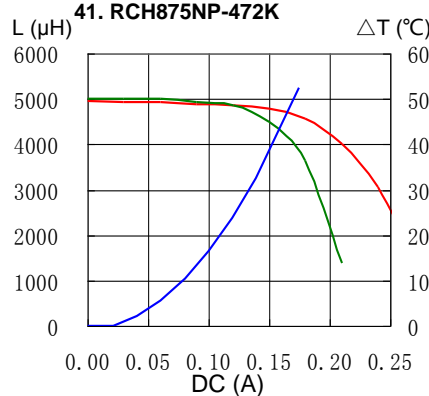
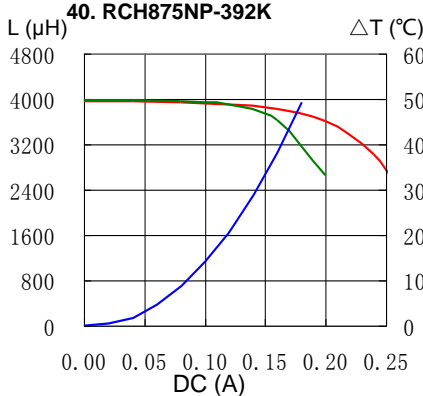
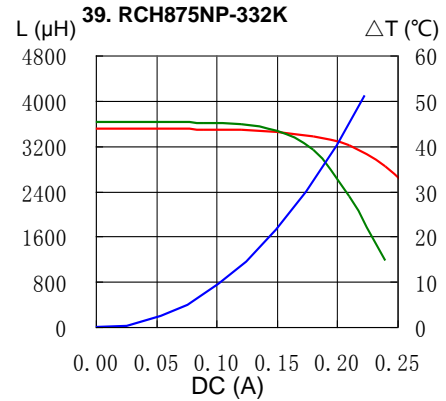
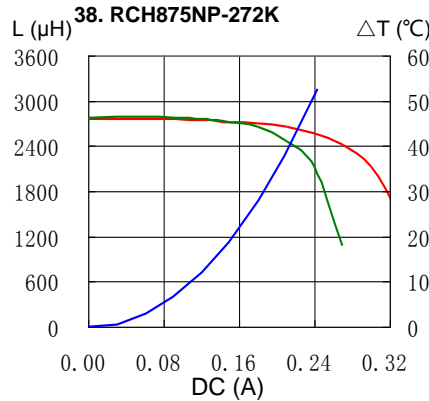
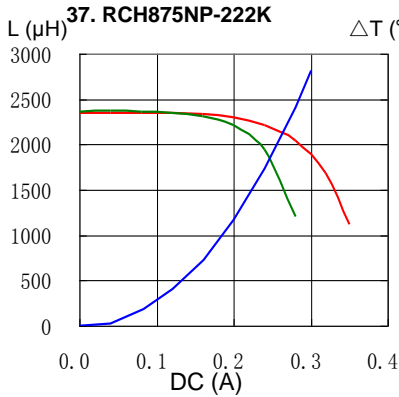


PIN Power Inductor RCH-875



Saturation Current & Temperature Rise Graph

— L (20°C) — L (100°C) — ΔT



Please refer to the sales offices on our website - <http://www.sumida.com>

Hong Kong

Tel.+852-2880-6781
FAX.+852-2565-9600
sales@hk.sumida.com

Saitama(Japan)

Tel.+81-48-691-7300
FAX.+81-48-691-7340
sales@jp.sumida.com

Chicago

Tel.+1-847-545-6700
FAX. +1-847-545-6720
sales@us.sumida.com

Shanghai

Tel.+86-21-5836-3299
FAX.+86-21-5836-3266
shanghai.sales@cn.sumida.com

Seoul

Tel.+82-2-6237-0777
FAX.+82-2-6237-0778
sales@kr.sumida.com

Obernzell

Tel.+49-8591-937-0
FAX. +49-8591-937-103
contact@eu.sumida.com

Shenzhen

Tel.+86-755-8291-0228
FAX.+86-755-8291-0338
shenzhen.sales@cn.sumida.com

Singapore

Tel.+65-6296-3388
FAX.+65-6841-4426
sales@sg.sumida.com

Neumarkt

Tel.+49-9181-4509-110
FAX. +49-9181-4509-310
infocomp@eu.sumida.com

Taipei

Tel.+886-2-8751-2737
FAX.+886-2-8751-2738
sales@tw.sumida.com

San Jose

Tel.+1-408-321-9660
FAX.+1-408-321-9308
sales@us.sumida.com

Looking for pricing, stock, or lifecycle information?

Click below to explore more details on WIN SOURCE:

- ⊖ [View RCH875NP-152K on WIN SOURCE](#)
- ⊖ [Sumida America Components Inc. Information](#)

Optimize Your Supply Chain with WIN SOURCE Solutions

- ✓ Global Sourcing Solution
- ✓ Obsolete Management
- ✓ Cost Control Management
- ✓ Shortage Management
- ✓ Alternative Solution
- ✓ Excess Inventory Management