



**THE DATASHEET OF
RDN080N25FU6**



Switching (250V, 8A)

RDN080N25

●Features

- 1) Low on-resistance.
- 2) Low input capacitance.
- 3) Excellent resistance to damage from static electricity.

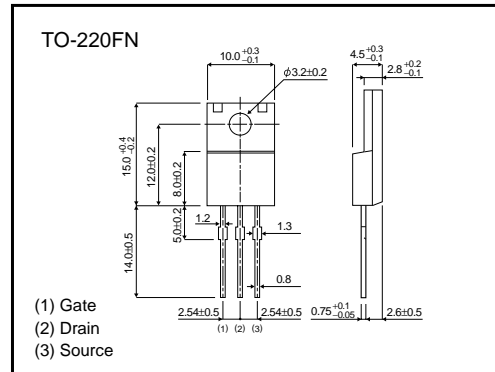
●Application

Switching

●Structure

Silicon N-channel
MOS FET

●External dimensions (Units : mm)



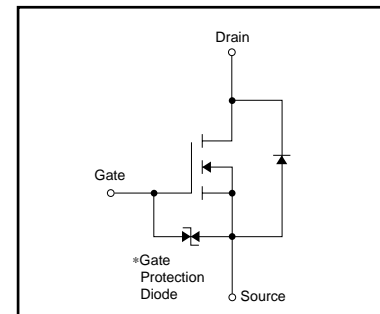
●Absolute maximum ratings (Ta=25°C)

Parameter	Symbol	Limits	Unit
Drain-Source Voltage	V_{DS}	250	V
Gate-Source Voltage	V_{GS}	± 30	V
Drain Current	Continuous	I_D	8 A
	Pulsed	I_{DP} *1	32 A
Reverse Drain Current	Continuous	I_{DR}	8 A
	Pulsed	I_{DRP} *1	32 A
Avalanche Current	I_{AS} *2	8	A
Avalanche Energy	E_{AS} *2	136	mJ
Total Power Dissipation (Tc=25°C)	P_D	35	W
Channel Temperature	T_{ch}	150	°C
Storage Temperature	T_{slg}	-55 to +150	°C

*1 $P_w \leq 10\mu s$, Duty cycle $\leq 1\%$

*2 $L = 4.5mH$, $V_{DD} = 50V$, $R_G = 25\Omega$, 1Pulse, $T_{ch} = 25^\circ C$

●Equivalent Circuit



*A protection diode is included between the gate and the source terminals to protect the diode against static electricity when the product is in use. Use the protection circuit when the fixed voltages are exceeded.

Transistors

●Electrical characteristics (Ta=25°C)

Parameter	Symbol	Min.	Typ.	Max.	Unit	Conditions
Gate-Source Leakage	I _{GSS}	—	—	±10	μA	V _{GS} =±30V, V _{DS} =0V
Drain-Source Breakdown Voltage	V _{(BR) DSS}	250	—	—	V	I _D =250μA, V _{GS} =0V
Zero Gate Voltage Drain Current	I _{DSS}	—	—	25	μA	V _{DS} =250V, V _{GS} =0V
Gate Threshold Voltage	V _{GS(th)}	2.0	—	4.0	V	V _{DS} =10V, I _D =1mA
Static Drain-Source On-State Resistance	R _{DS(on)}	—	0.38	0.5	Ω	I _D =4A, V _{GS} =10V
Forward Transfer Admittance	Y _{fs}	1.9	3.1	—	S	V _{DS} =10V, I _D =4.0A
Input Capacitance	C _{iss}	—	543	—	pF	V _{DS} =10V
Output Capacitance	C _{oss}	—	193	—	pF	V _{GS} =0V
Reverse Transfer Capacitance	C _{rss}	—	64	—	pF	f=1MHz
Turn-On Delay Time	t _{d(on)}	—	13	—	ns	I _D =4.0A, V _{DD} ≐100V
Rise Time	t _r	—	25	—	ns	V _{GS} =10V
Turn-Off Delay Time	t _{d(off)}	—	38	—	ns	R _L =25Ω
Fall Time	t _f	—	26	—	ns	R _{GS} =10Ω
Reverse Recovery Time	t _{rr}	—	151	—	ns	I _{DR} =8A, V _{GS} =0V
Reverse Recovery Charge	Q _{rr}	—	0.63	—	μC	di / dt=100A / μs
Total Gate Charge	Q _g	—	15	—	nC	V _{DD} =125V, V _{GS} =10V, I _D =8A

●Electrical characteristic curves

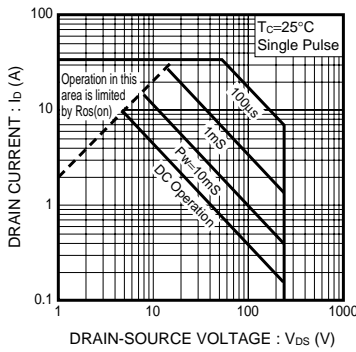


Fig.1 Maximum Safe Operating Area

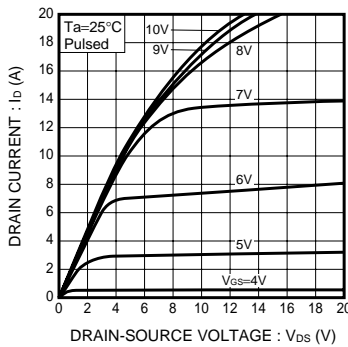


Fig.2 Typical Output Characteristics

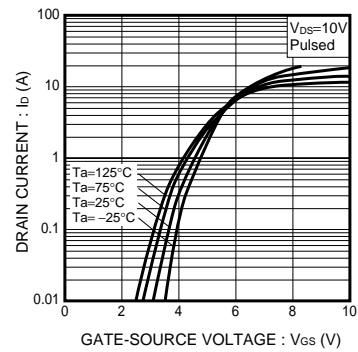


Fig.3 Typical Transfer Characteristics

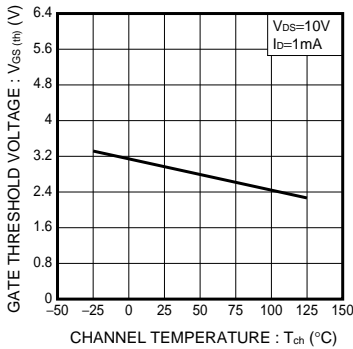


Fig.4 Gate Threshold Voltage vs. Channel Temperature

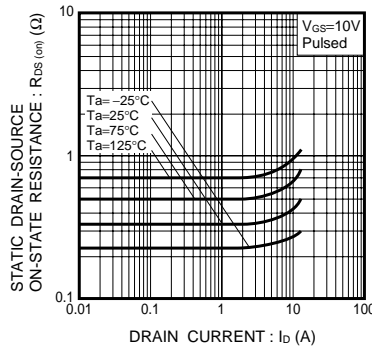


Fig.5 Static Drain-Source On-State Resistance vs. Drain Current

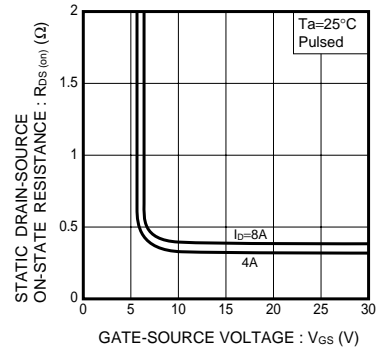


Fig.6 Static Drain-Source On-State Resistance vs. Gate-Source Voltage

Transistors

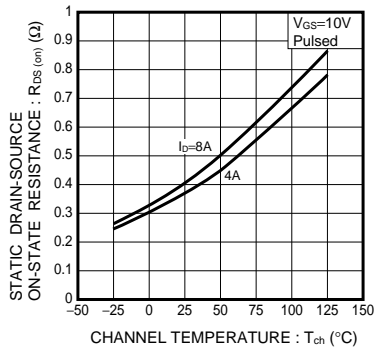


Fig.7 Static Drain-Source On-State Resistance vs. Channel Temperature

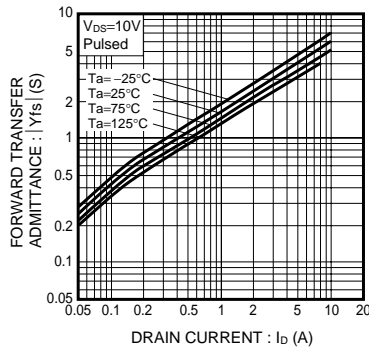


Fig.8 Forward Transfer Admittance vs. Drain Current

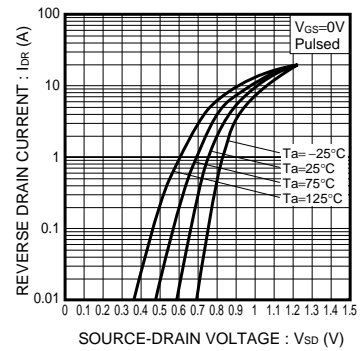


Fig.9 Reverse Drain Current vs. Source-Drain Voltage

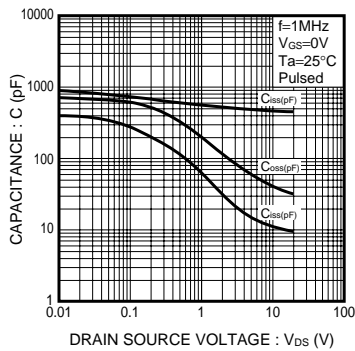


Fig.10 Typical Capacitance vs. Drain-Source Voltage

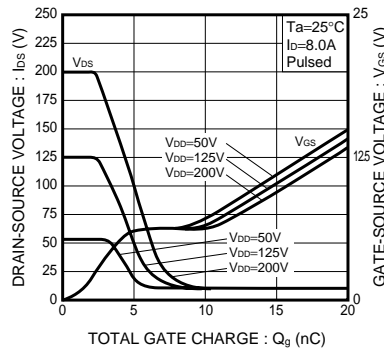


Fig.11 Dynamic Input Characteristics

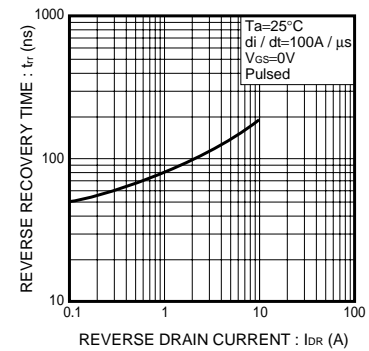


Fig.12 Reverse Recovery Time vs. Reverse Drain Current

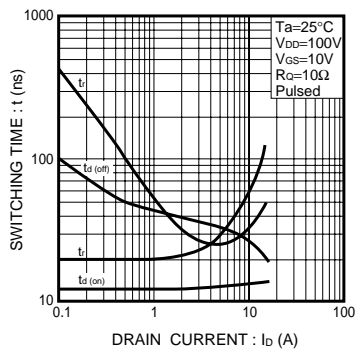


Fig.13 Switching Characteristics

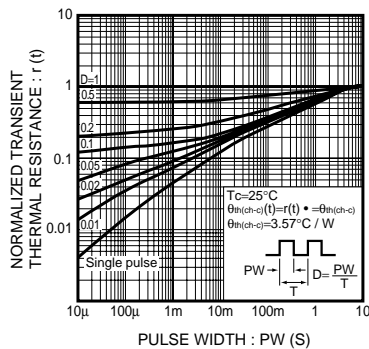


Fig.14 Normalized Transient Thermal Resistance vs. Pulse Width

Notes

- No technical content pages of this document may be reproduced in any form or transmitted by any means without prior permission of ROHM CO.,LTD.
- The contents described herein are subject to change without notice. The specifications for the product described in this document are for reference only. Upon actual use, therefore, please request that specifications to be separately delivered.
- Application circuit diagrams and circuit constants contained herein are shown as examples of standard use and operation. Please pay careful attention to the peripheral conditions when designing circuits and deciding upon circuit constants in the set.
- Any data, including, but not limited to application circuit diagrams information, described herein are intended only as illustrations of such devices and not as the specifications for such devices. ROHM CO.,LTD. disclaims any warranty that any use of such devices shall be free from infringement of any third party's intellectual property rights or other proprietary rights, and further, assumes no liability of whatsoever nature in the event of any such infringement, or arising from or connected with or related to the use of such devices.
- Upon the sale of any such devices, other than for buyer's right to use such devices itself, resell or otherwise dispose of the same, no express or implied right or license to practice or commercially exploit any intellectual property rights or other proprietary rights owned or controlled by
- ROHM CO., LTD. is granted to any such buyer.
- Products listed in this document use silicon as a basic material.
Products listed in this document are no antiradiation design.

The products listed in this document are designed to be used with ordinary electronic equipment or devices (such as audio visual equipment, office-automation equipment, communications devices, electrical appliances and electronic toys).

Should you intend to use these products with equipment or devices which require an extremely high level of reliability and the malfunction of which would directly endanger human life (such as medical instruments, transportation equipment, aerospace machinery, nuclear-reactor controllers, fuel controllers and other safety devices), please be sure to consult with our sales representative in advance.



About Export Control Order in Japan

Products described herein are the objects of controlled goods in Annex 1 (Item 16) of Export Trade Control Order in Japan.

In case of export from Japan, please confirm if it applies to "objective" criteria or an "informed" (by MITI clause) on the basis of "catch all controls for Non-Proliferation of Weapons of Mass Destruction.

Looking for pricing, stock, or lifecycle information?

Click below to explore more details on WIN SOURCE:

-  [View RDN080N25FU6 on WIN SOURCE](#)
-  [Rohm Semiconductor](#) Information

Optimize Your Supply Chain with WIN SOURCE Solutions

-  Global Sourcing Solution
-  Obsolete Management
-  Cost Control Management
-  Shortage Management
-  Alternative Solution
-  Excess Inventory Management