




THE DATASHEET OF SCW05C-12





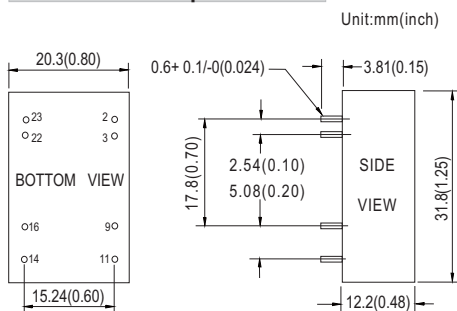
- Features :
 - 2:1 wide input range
 - 4:1 wide input range(option)
 - 1000VDC I/O isolation
 - 3000VDC I/O isolation(option)
 - Built-in EMI filter
 - Protections: Short circuit / Overload
 - Cooling by free air convection
 - Five-sided shield metal case
 - 100% burn-in test
 - Low cost / High reliability
 - Approvals: FCC / CE
 - 2 years warranty



SPECIFICATION

ORDER NO.	SCW05A-05	SCW05B-05	SCW05C-05	SCW05A-09	SCW05B-09	SCW05C-09	SCW05A-12	SCW05B-12	SCW05C-12	SCW05A-15	SCW05B-15	SCW05C-15	
OUTPUT	DC VOLTAGE	5V			9V			12V			15V		
	CURRENT RANGE	200 ~ 1000mA			111 ~ 556mA			94 ~ 470mA			80 ~ 400mA		
	RATED POWER	5W			5W			5.6W			6W		
	RIPPLE & NOISE (max.) Note.2	50mVp-p			60mVp-p			60mVp-p			60mVp-p		
	LINE REGULATION Note.3	±0.5%											
	LOAD REGULATION Note.4	±0.5%											
	VOLTAGE ACCURACY	±2.0%											
SWITCHING FREQUENCY	50KHz min.												
INPUT	VOLTAGE RANGE	A: 9 ~ 18VDC B: 18 ~ 36VDC C: 36 ~ 72VDC											
	EFFICIENCY (Typ.)	75%	77%	77%	80%	81%	83%	80%	82%	83%	81%	83%	81%
	DC CURRENT	Full load A: 617mA B: 301mA C: 147mA No load A: 41mA B: 22mA C: 12mA											
	FILTER	Pi network											
	PROTECTION	Fuse recommended											
PROTECTION (Note. 5)	OVERLOAD	150 ~ 250% rated output power Protection type : Hiccup mode, recovers automatically after fault condition is removed											
	SHORT CIRCUIT	All output equipped with short circuit Protection type : Hiccup mode, recovers automatically after fault condition is removed											
ENVIRONMENT	WORKING TEMP.	-40 ~ +71°C (Refer to output load derating curve)											
	WORKING HUMIDITY	20% ~ 90% RH non-condensing											
	STORAGE TEMP., HUMIDITY	-40 ~ +105°C, 10 ~ 95% RH											
	TEMP. COEFFICIENT	±0.03% / °C (0 ~ 50°C)											
	VIBRATION	10 ~ 500Hz, 2G 10min./1 cycle, period for 60min. each along X, Y, Z axes											
SAFETY & EMC	SAFETY STANDARDS	EAC TP TC 004 approved											
	WITHSTAND VOLTAGE	I/P-O/P: 1KVDC											
	ISOLATION RESISTANCE	I/P-O/P: 100M Ohms / 500VDC / 25°C / 70% RH											
	ISOLATION CAPACITANCE	80pF max.											
	EMC EMISSION	Compliance to EN55032 Class B, FCC part 15 Class B, EAC TP TC 020											
OTHERS	EMC IMMUNITY	Compliance to EN61000-4-2,3,4,5,6,8, light industry level, criteria A, EAC TP TC 020											
	MTBF	900khrs min. MIL-HDBK-217F(25°C)											
	DIMENSION	31.8*20.3*12.2mm or 1.25**0.80**0.48" inch (L*W*H)											
	WEIGHT	15g											

Mechanical Specification

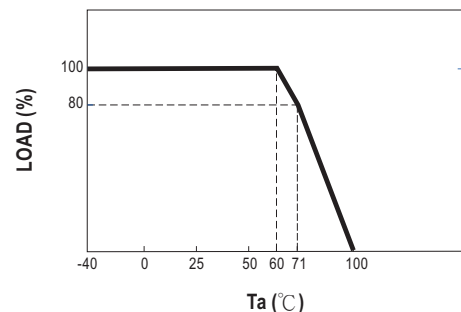


Pin Size is Tolerance 0.5±0.05mm, Tolerance .X or .XX= ±0.5mm

Pin Configuration

Pin No.	Output
2 & 3	-Vin
9	N.C.
11	N.C.
14	+Vout
16	-Vout
22 & 23	+Vin

Derating Curve



NOTE

- All parameters are specified at normal input, rated load, 25°C 70% RH ambient.
- Ripple & noise are measured at 20MHz by using a 12" twisted pair terminated with a 0.1uf & 47uf capacitor.
- Line regulation is measured from low line to high line at rated load.
- Load regulation is measured from 20% to 100% rated load.
- Please prevent the converter from operating in overload or short circuit condition for more than 30 seconds.

Looking for pricing, stock, or lifecycle information?

Click below to explore more details on WIN SOURCE:

- [View SCW05C-12 on WIN SOURCE](#)
- [Mean Well Enterprises Co., Ltd. Information](#)

Optimize Your Supply Chain with WIN SOURCE Solutions

- ✓ Global Sourcing Solution
- ✓ Obsolete Management
- ✓ Cost Control Management
- ✓ Shortage Management
- ✓ Alternative Solution
- ✓ Excess Inventory Management