








**THE DATASHEET OF  
0443.750DR**



## 443 Series Fuse







### Agency Approvals

AGENCY	AGENCY FILE NUMBER	AMPERE RANGE
	E10480	0.500A - 5.00A
	SU05024 -14004 SU05024 -14003 SU05024 -14002	0.500A - 0.750A 1.00A - 2.50A 3.00A - 5.00A
	NBK290416-JP1021	1.00A - 5.00A
	R50310551	0.500A - 5.00A

### Electrical Characteristics for Series

% of Ampere Rating	Opening Time
100%	4 hours, Minimum
250%	120 seconds, Maximum

### Electrical Specifications by Item

Ampere Rating (A)	Amp Code	Max Voltage Rating (V)	Interrupting Rating	Nominal Cold Resistance (Ohms)	Nominal Melting I <sup>2</sup> t (A <sup>2</sup> sec)	Nominal Voltage Drop (mV)	Agency Approvals			
										
0.50	.500	250	50A @250VAC	0.600	1.61	448	x	x		x
0.75	.750	250		0.275	3.025	285	x	x		x
1	001.	250		0.180	10.17	234	x	x	x	x
1.50	01.5	250		0.100	14.72	196	x	x	x	x
2	002.	250		0.052	18.06	154	x	x	x	x
2.50	02.5	250		0.035	18.13	139	x	x	x	x
3	003.	250		0.028	51.44	113	x	x	x	x
3.50	03.5	250		0.019	53.14	98	x	x	x	x
4	004.	250		0.016	122.5	81	x	x	x	x
5	005.	250		0.0115	180.6	80	x	x	x	x

Notes:

1. Cold resistance measured at less than 10% of rated current at 23°C.
2. Agency Approval Table Key: X=Approved or Certified, P=Pending and Blank=Not Approved
3. Have special electrical characteristic needs? Contact Littelfuse to learn more about application specific options.

### Description

The 250V Nano<sup>2</sup>® Fuse is a small square surface mount fuse that is designed to enable compliance with the RoHS directive. This product is fully compatible with lead-free solder alloy and higher temperature profiles associated with lead-free assembly.

### Features

- 250 VAC voltage rating
- Slo-Blo® Fuse
- Available 0.50A – 5.00A
- RoHS Compliant
- Fully compatible with lead-free solder alloys and higher temperature profiles associated with lead-free assembly

### Applications

- AC/DC power adaptor
- Telecom equipment system power
- Portable system built-in AC/DC converter
- Lighting System
- LED Lighting

### Additional Information



Datasheet

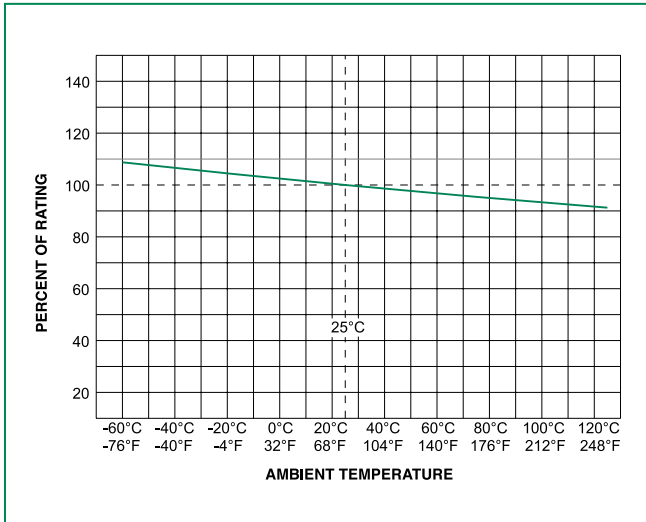


Resources



Samples

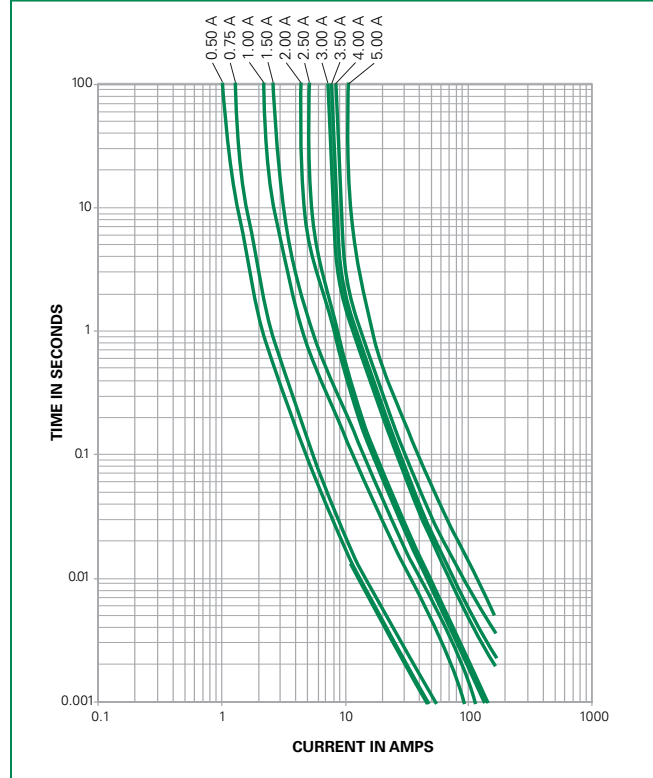
**Temperature Re-rating Curve**



Note:

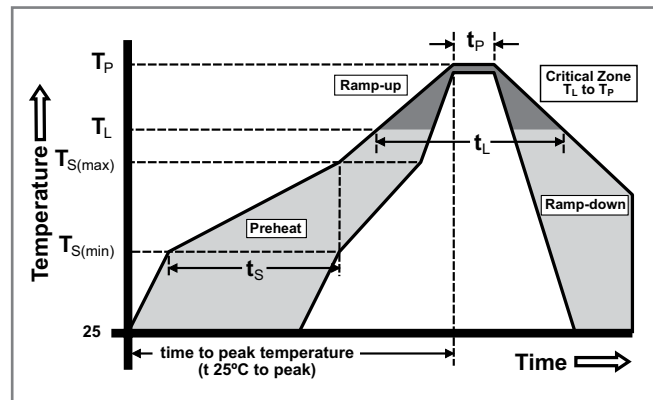
1. Rerating depicted in this curve is in addition to the standard derating of 25% for continuous operation.

**Average Time Current Curves**



**Soldering Parameters**

Reflow Condition		Pb – Free assembly
Pre Heat	- Temperature Min ( $T_{s(min)}$ )	150°C
	- Temperature Max ( $T_{s(max)}$ )	200°C
	- Time (Min to Max) ( $t_s$ )	60 – 120 secs
Average ramp up rate (Liquidus Temp ( $T_L$ ) to peak)		5°C/second max.
$T_{s(max)}$ to $T_L$ - Ramp-up Rate		5°C/second max.
Reflow	- Temperature ( $T_L$ ) (Liquidus)	217°C
	- Temperature ( $t_L$ )	60 – 90 seconds
Peak Temperature ( $T_p$ )		260 <sup>+0/-5</sup> °C
Time within 5°C of actual peak Temperature ( $t_p$ )		20 – 40 seconds
Ramp-down Rate		5°C/second max.
Time 25°C to peak Temperature ( $T_p$ )		8 minutes max.
Do not exceed		260°C
Wave Soldering Parameters		260°C Peak Temperature, 3 seconds max.

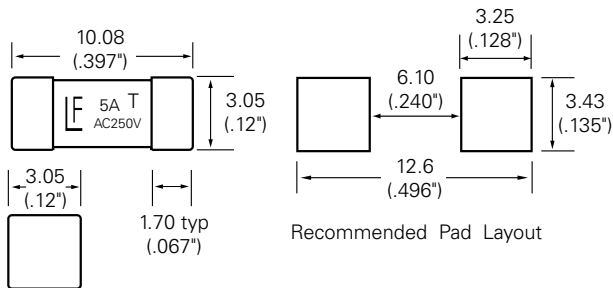


## Product Characteristics

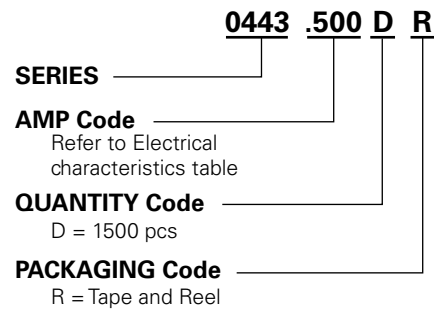
<b>Materials</b>	Body: Ceramic Cap: Silver Plated Brass
<b>Product Marking</b>	Body: Brand Logo, Current Rating Rated Voltage, and T - Characteristic "T"
<b>Insulation Resistance</b> (after Opening)	MIL-STD-202, Method 302, Test Condition A (10,000 ohms, Minimum)
<b>Solderability</b>	MIL-STD-202, Method 208
<b>Resistance to Soldering Heat</b>	MIL-STD-202, Method 210, Test Condition B (10 sec at 260°C)
<b>Moisture Sensitivity Level</b>	Level 1 J-STD-020
<b>PCB Recommendation for Thermal Management</b>	Min. copper layer thickness = 100um Min. copper trace width = 10mm Alternate methods of thermal management may be used. In such cases, under normal operations, the maximum temperature of the fuse body should not exceed 80°C in a 25°C ambient environment.

<b>Operating Temperature</b>	-55°C to 125°C
<b>Thermal Shock</b>	MIL-STD-202, Method 107, Test Condition B (5 cycles -65°C to +125°C)
<b>Vibration</b>	MIL-STD-202, Method 201 (10-55 Hz)
<b>Moisture Resistance</b>	MIL-STD-202, Method 106, High Humidity (90-98%RH), Heat (65°C)
<b>Salt Spray</b>	MIL-STD-202, Method 101, Test Condition B
<b>Mechanical Shock</b>	MIL-STD-202, Method 213, Test Condition I (100 G's peak for 6 milliseconds)

## Dimensions



## Part Numbering System



**Example:**  
 1.5 amp product is  
 0443 **01.5** D R (0.5 amp  
 product shown above).

## Packaging

Packaging Option	Packaging Specification	Quantity	Quantity & Packaging Code
24mm Tape and Reel	EIA-RS 481-2 (IEC 286, part 3)	1500	DR

**Disclaimer Notice - Littelfuse products are not designed for, and shall not be used for, any purpose (including, without limitation, automotive, military, aerospace, medical, life-saving, life-sustaining or nuclear facility applications, devices intended for surgical implant into the body, or any other application in which the failure or lack of desired operation of the product may result in personal injury, death, or property damage) other than those expressly set forth in applicable Littelfuse product documentation. Warranties granted by Littelfuse shall be deemed void for products used for any purpose not expressly set forth in applicable Littelfuse documentation. Littelfuse shall not be liable for any claims or damages arising out of products used in applications not expressly intended by Littelfuse as set forth in applicable Littelfuse documentation. The sale and use of Littelfuse products is subject to Littelfuse Terms and Conditions of Sale, unless otherwise agreed by Littelfuse. Information furnished is believed to be accurate and reliable. However, users should independently evaluate the suitability of and test each product selected for their own applications. Littelfuse products are not designed for, and may not be used in, all applications. Read complete Disclaimer Notice at [www.littelfuse.com/disclaimer-electronics](http://www.littelfuse.com/disclaimer-electronics).**

## Looking for pricing, stock, or lifecycle information?

Click below to explore more details on WIN SOURCE:

 [View 0443.750DR on WIN SOURCE](#)

 [Littelfuse Inc. Information](#)

## Optimize Your Supply Chain with WIN SOURCE Solutions

-  Global Sourcing Solution
-  Obsolete Management
-  Cost Control Management
-  Shortage Management
-  Alternative Solution
-  Excess Inventory Management