



**THE DATASHEET OF  
SL3732H-R30KHF**





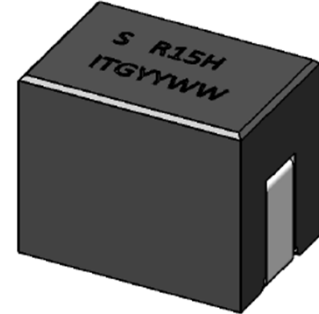
Halogen Free

# SL3732H Series



## 1. Features of SL3732H Series:

- Ferrite based SMD inductor with lower core loss.
- Inductance range: 100.0 nH to 470.0 nH , custom values are welcomed.
- High current output chokes, up to 95.0 Amp with approx. 20% roll off.
- Low Profile 7.80/7.90/8.00mm typical height.
- 9.60 x 6.40 mm Foot Print.
- Ideal for Buck Converter, VRM & High Density Board Design.
- Operating frequency of up to 5.0MHz.
- Operating temperature range of -55° C to + 130° C. RoHS & HF compliant.
- T & R Qty's: 650pcs, 13" Reel.

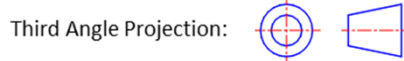
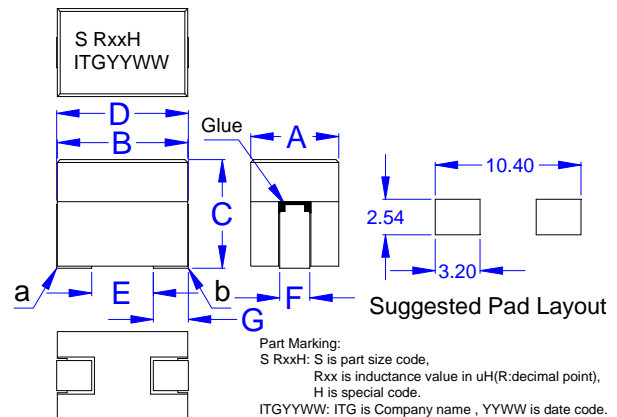


## 2. Electrical Characteristics of SL3732H Series:

ITG Part Number	OCL <sup>1</sup> (nH) ± 10% or 15%	L @ Isat1 <sup>2</sup> (nH) Min.	DCR <sup>3</sup> (mΩ) ± 5.0%	Isat1 <sup>4</sup> (A) @25°C	Isat2 <sup>4</sup> (A) @100°C	Irms <sup>5</sup> (A) @25°C	Dim. C (mm) ± 0.20
SL3732H-R10KHF	100.00, 10%	72.00	0.29	95.00	85.00	51.00	8.00
SL3732H-R12KHF	120.00, 10%	86.40	0.29	81.00	70.00	51.00	7.90
SL3732H-R15KHF	150.00, 10%	108.00	0.29	66.00	56.00	51.00	7.80
SL3732H-R18KHF	180.00, 10%	129.60	0.29	55.00	49.00	51.00	7.80
SL3732H-R22KHF	220.00, 10%	158.40	0.29	45.00	41.00	51.00	7.80
SL3732H-R28KHF	280.00, 10%	201.60	0.29	35.00	32.00	51.00	7.80
SL3732H-R30KHF	300.00, 10%	216.00	0.29	33.00	30.00	51.00	7.80
SL3732H-R33LHF	330.00, 15%	237.60	0.29	26.00	22.00	51.00	7.80
SL3732H-R39LHF	390.00, 15%	280.80	0.29	22.00	19.00	51.00	7.80
SL3732H-R47LHF	470.00, 15%	338.40	0.29	18.00	15.00	51.00	7.80

## 3. Mechanical Dimension of SL3732H Series:

A	B	C	D	E	F	G
± 0.20	(Max.)	± 0.20	± 0.20	(Ref.)	± 0.20	± 0.30
6.20	9.50	See table above	9.40	4.40	2.20	2.50



### Notes:

1. Open Circuit Inductance (OCL) test condition: 100KHz, 1.0Vrms, 0A dc at 25°C.
2. L @ Isat and L @ Irms Test condition: 100KHz, 1.0Vrms (Ta=25°C).
3. The nominal DCR is measured from point "a" to point "b", as shown above on the mechanical drawing (Ta=25°C).
4. Isat1 & Isat2 : DC current that will cause inductance to drop approximately by 20%.
5. Irms: DC current for an approximate temperature rise of 40°C without core loss. Derating is necessary for AC currents. PCB pad layout, trace thickness and width, air-flow and proximity of other heat generating components will affect the temperature rise.
6. It is recommended the part temperature not exceed 130° C under worst case operating conditions as verified in the end application.

● New York 1 914 347 2474 ● Taipei 886 2 2698 8669 ● Kaohsiung 886 7 350 2275  
 ● Japan 81 568 85 2830 ● Shenzhen 86 755 8418 6263 ● Shanghai 86 21 5424 5141 ● Hong Kong 852 9688 9767  
 ● sales@ITG-Electronics.com ● www.ITG-Electronics.com Revision C: July 06 , 2016

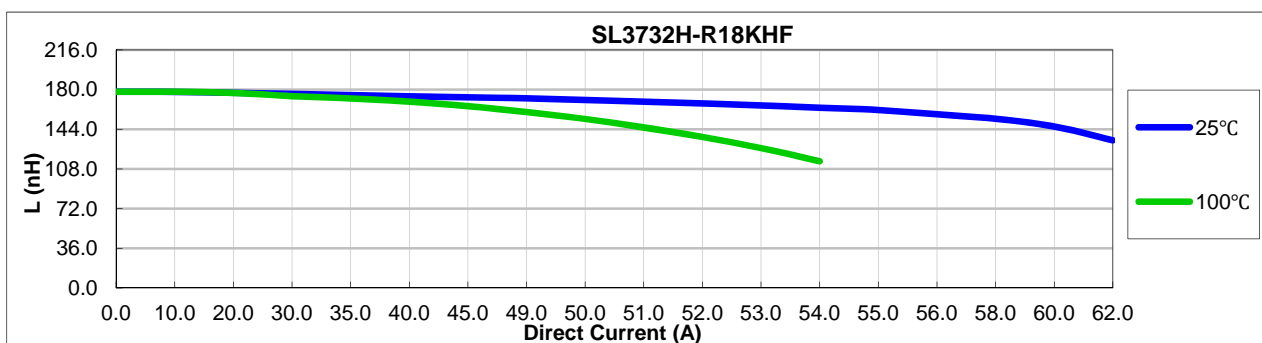
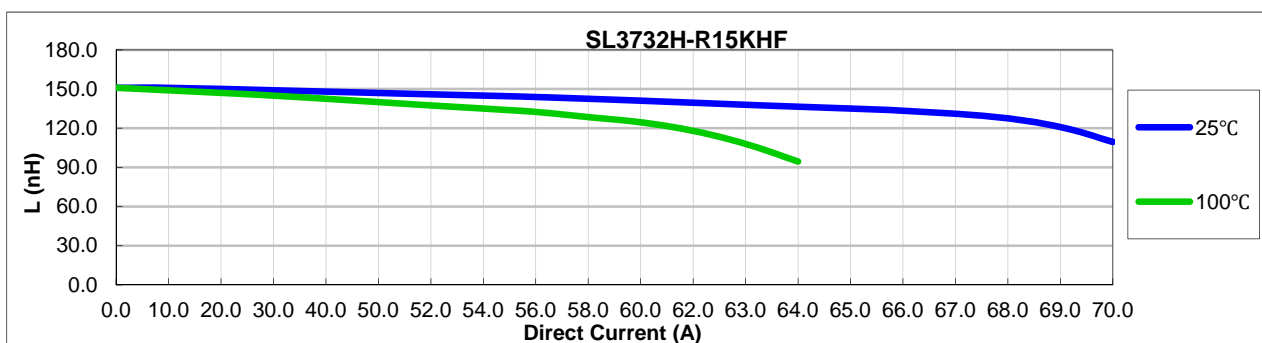
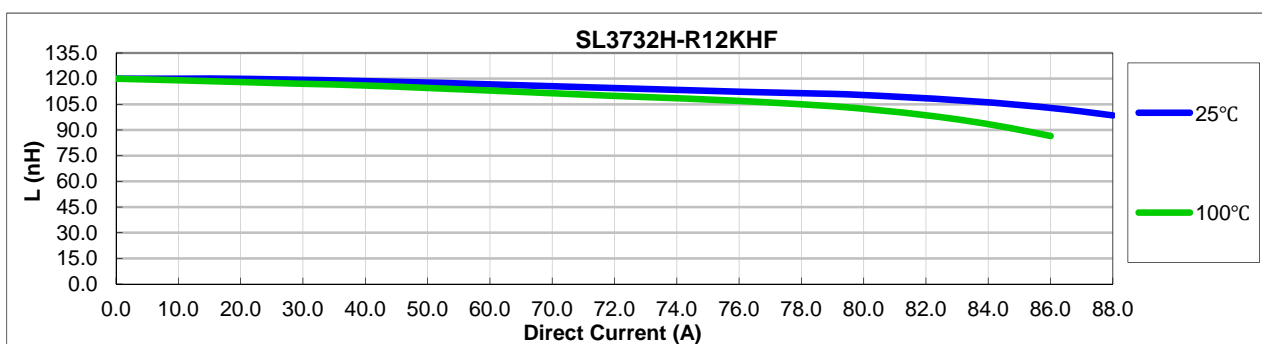
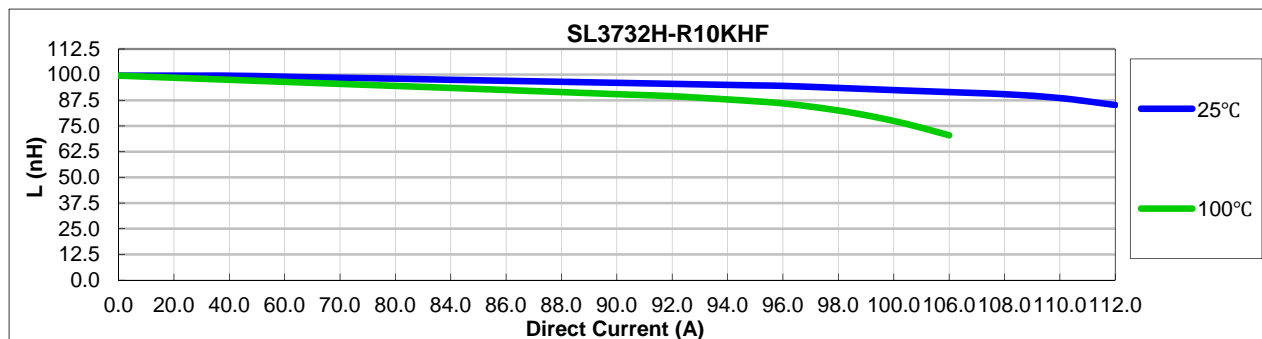
\*Due to continuous product improvement, all specifications are subject to change without prior notice. Kindly contact an ITG field application engineer or a sales representative prior to purchase.



# SL3732H Series



## 4. Inductance Characteristics of SL3732H Series (Inductance vs Current):



● New York 1 914 347 2474 ● Taipei 886 2 2698 8669 ● Kaohsiung 886 7 350 2275  
 ● Japan 81 568 85 2830 ● Shenzhen 86 755 8418 6263 ● Shanghai 86 21 5424 5141 ● Hong Kong 852 9688 9767  
 ● sales@ITG-Electronics.com ● www.ITG-Electronics.com Revision C: July 06 , 2016

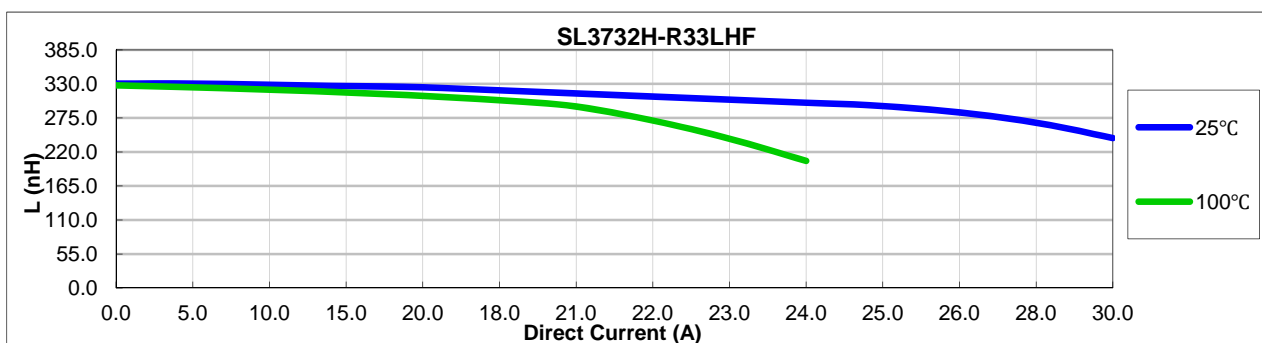
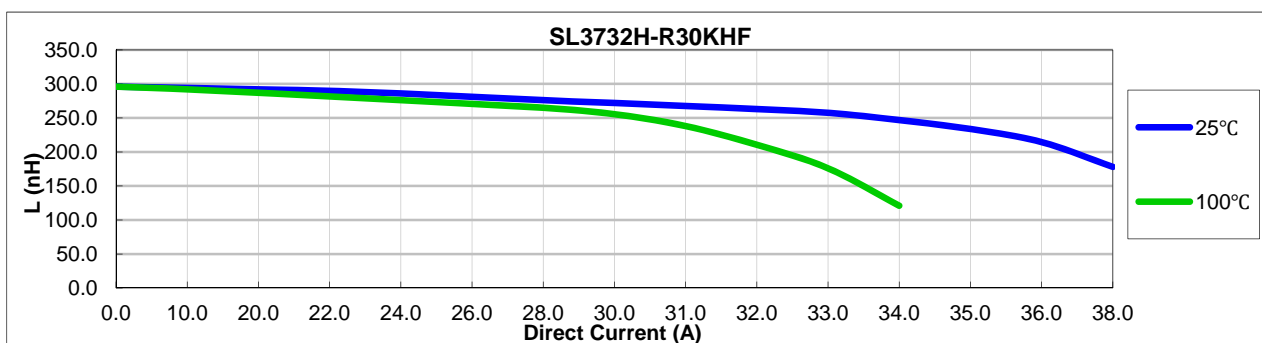
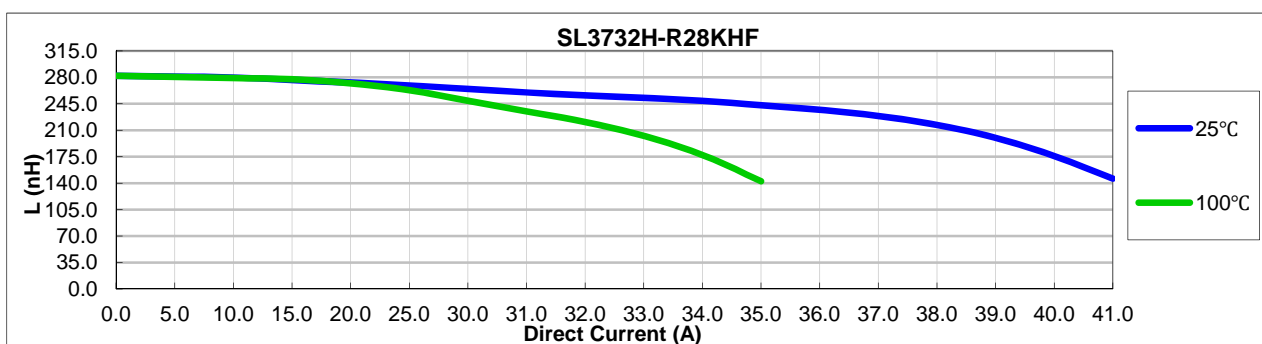
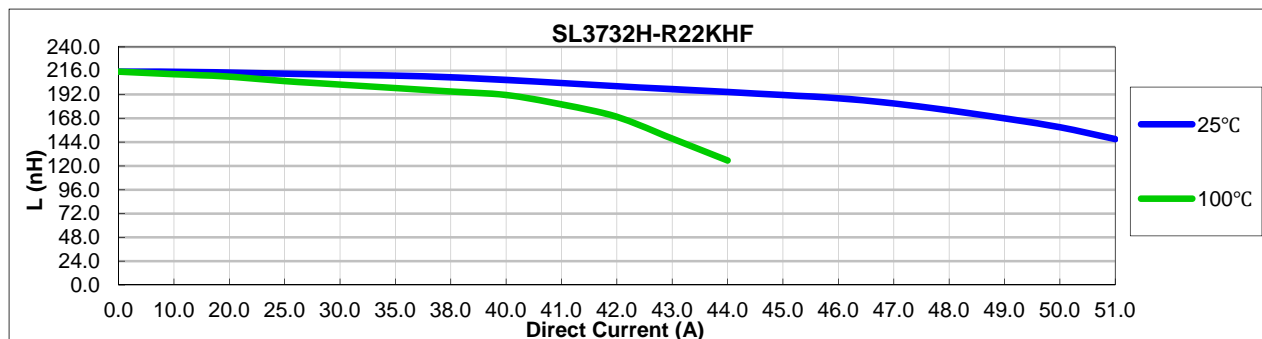
\*Due to continuous product improvement, all specifications are subject to change without prior notice. Kindly contact an ITG field application engineer or a sales representative prior to purchase.



# SL3732H Series



## 4. Inductance Characteristics of SL3732H Series (Inductance vs Current):



● New York 1 914 347 2474 ● Taipei 886 2 2698 8669 ● Kaohsiung 886 7 350 2275  
 ● Japan 81 568 85 2830 ● Shenzhen 86 755 8418 6263 ● Shanghai 86 21 5424 5141 ● Hong Kong 852 9688 9767  
 ● sales@ITG-Electronics.com ● www.ITG-Electronics.com Revision C: July 06 , 2016

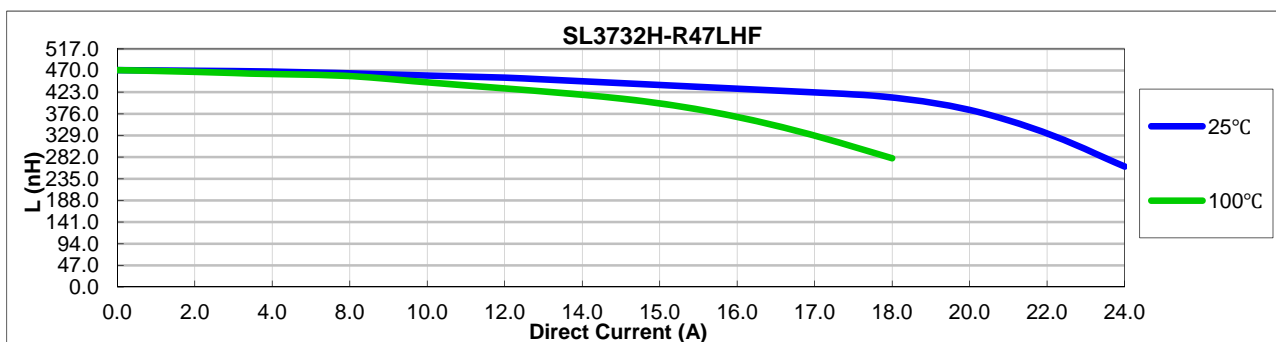
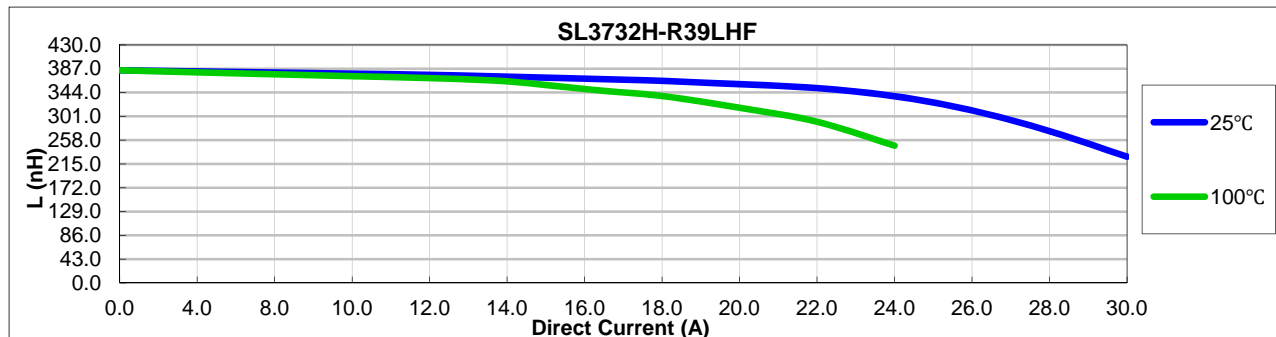
\*Due to continuous product improvement, all specifications are subject to change without prior notice. Kindly contact an ITG field application engineer or a sales representative prior to purchase.



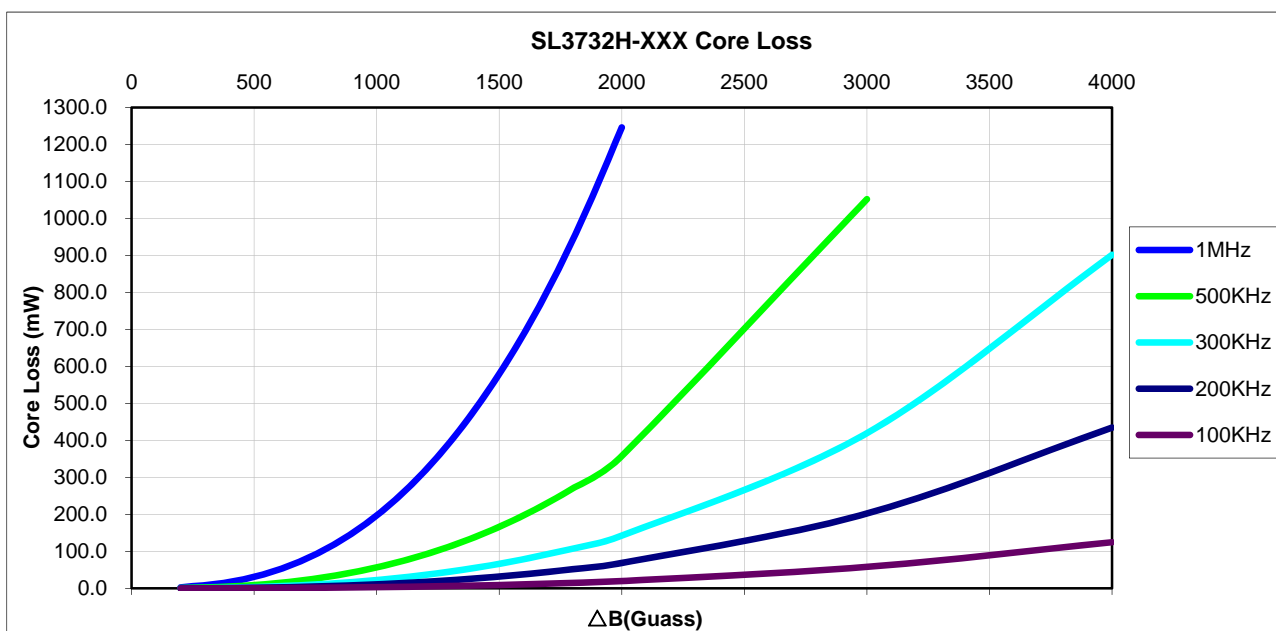
# SL3732H Series



## 4. Inductance Characteristics of SL3732H Series (Inductance vs Current):



## 5. Core Loss:



Where  $\Delta B = 0.40 * L(nH) * \Delta I$

- New York 1 914 347 2474 ● Taipei 886 2 2698 8669 ● Kaohsiung 886 7 350 2275
- Japan 81 568 85 2830 ● Shenzhen 86 755 8418 6263 ● Shanghai 86 21 5424 5141 ● Hong Kong 852 9688 9767
- sales@ITG-Electronics.com ● www.ITG-Electronics.com Revision C: July 06 , 2016

\*Due to continuous product improvement, all specifications are subject to change without prior notice. Kindly contact an ITG field application engineer or a sales representative prior to purchase.

## Looking for pricing, stock, or lifecycle information?

Click below to explore more details on WIN SOURCE:

 [View SL3732H-R30KHF on WIN SOURCE](#)

 [ITG Electronics, Inc. Information](#)

## Optimize Your Supply Chain with WIN SOURCE Solutions

-  Global Sourcing Solution
-  Obsolete Management
-  Cost Control Management
-  Shortage Management
-  Alternative Solution
-  Excess Inventory Management